

CITY OF EAST CLEVELAND

MONTH END REPORT

February 28, 2021



Presented to Council by:

Brandon L. King, Mayor

Prepared by:

**Charles Iyahan
Director of Finance**

The City of East Cleveland

Comparison Charts










For Period Ending
2/28/2021

Source of Information
Finance Department
Financial Management System

City of East Cleveland

General Fund YTD Revenues Compared to Estimated Resources






as of February 28, 2020

	Estimated Revenues	Year to Date Revenues	Exceeds (Deficient)			
			Percentage of Revenues to Est. Resources	Amount	Percentage	
Income Taxes	\$ 5,153,698.55	\$ 703,827.80	⚠ 14%	\$ (155,087.60)		-3%
Property Taxes/Spec Assessments	\$ 1,188,376.22	\$ 414,000.00	✅ 35%	\$ 215,945.22		18%
Local Govt Fund	\$ 1,861,389.42	\$ 349,036.50	⚠ 19%	\$ 38,817.34		2%
Towing Release and Admin Fees	\$ -	\$ 58,767.00	❌ 0%	\$ 58,767.00		0%
Building Permits and Housing Fees	\$ 358,642.46	\$ 47,288.24	⚠ 13%	\$ (12,483.11)		-3%
Court Fines and Fees	\$ 859,175.72	\$ 119,501.61	⚠ 14%	\$ (23,688.62)		-3%
Refuse Fees	\$ 758,765.50	\$ 131,396.57	⚠ 17%	\$ 4,940.71		1%
Automated Traffic Enforcement	\$ 1,480,877.70	\$ 1,050.00	❌ 0%	\$ (245,753.08)		-17%
Other	\$ 683,732.88	\$ 119,190.16	⚠ 17%	\$ 5,239.24		1%
Totals	\$ 12,344,658.45	\$ 1,944,057.88	16%	\$ (113,302.90)		-1%



















City of East Cleveland

YTD Expenditures Compared to Appropriations

as of February 28, 2021

	Temporary Appropriations	Year to Date Expenditures	Exceeds (Deficient)				
			Percentage of Appropriations to Expenditures	Amount	Percentage		
1110 General Fund	\$ 6,896,369.51	\$ 2,358,057.40	⊗	34%	\$ 1,208,708.46		18%
2210 Street Fund	\$795,962.96	\$ 206,372.58	⚠	26%	\$ 73,717.39		9%
2215 Rental Registration	\$250,482.57	\$ 25,393.93	✓	10%	\$ (16,351.50)		-7%
2230 EMS	\$242,085.17	\$ 152,142.87	⊗	63%	\$ 111,796.96		46%
4415 Permanent Improvement	\$613,670.49	\$ 277,771.34	⊗	45%	\$ 175,497.02		29%
Totals	\$8,798,570.70	\$ 3,019,738.12		34%	\$ 1,553,368.33		18%

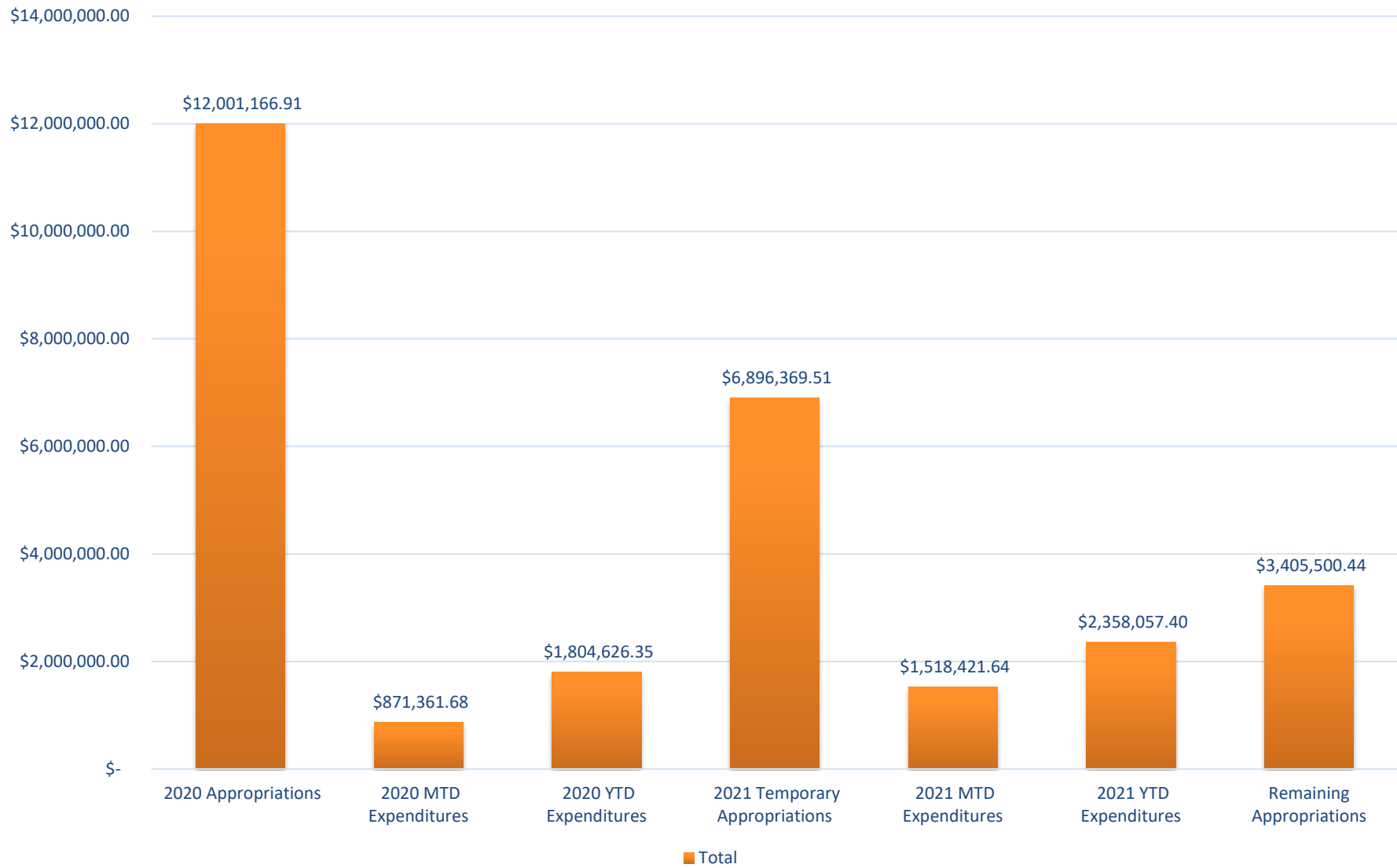
City of East Cleveland
YTD Expenditures Compared to Appropriations by Department
as of February 28, 2021

	Temporary Appropriations	Year to Date Expenditures		Exceeds (Deficient)		
				Percentage of Appropriations to Expenditures	Amount	Percentage
Police Department	\$ 1,087,182.08	\$ 769,487.84	✘	71%	\$ 588,298.07	 54%
Fire Department	\$ 536,028.80	\$ 414,301.78	✘	77%	\$ 324,967.22	 61%
Street Lighting	\$ 221,172.40	\$ 35,491.73	⚠	16%	\$ (1,368.86)	 -1%
Parks & Recs Department	\$ 187,327.33	\$ 9,990.61	✓	5%	\$ (21,229.36)	 -11%
Housing Department	\$ 72,986.10	\$ 10,324.56	⚠	14%	\$ (1,839.30)	 -3%
Service Department (General Fund)	\$ 314,530.07	\$ 13,764.71	✓	4%	\$ (38,654.87)	 -12%
Refuse Collection Fee	\$ 261,000.00	\$ 172,687.51	⚠	66%	\$ 129,189.25	 49%
Transfers	\$ 889,873.68	\$ -	✓	0%	\$ (148,306.35)	 -17%
Mayor's Office	\$ 228,803.90	\$ 45,861.32	⚠	20%	\$ 7,728.86	 3%
Law Department	\$ 257,530.91	\$ 31,972.37	⚠	12%	\$ (10,947.73)	 -4%
Central Services	\$ 2,087,901.73	\$ 606,267.93	⚠	29%	\$ 258,298.23	 12%
Building & Engineering	\$ 6,107.45	\$ -	✓	0%	\$ (1,017.87)	 -17%
City Council	\$ 85,938.95	\$ 30,873.38	⚠	36%	\$ 16,550.79	 19%
EC Municipal Court	\$ 190,031.10	\$ 138,156.27	✘	73%	\$ 106,485.69	 56%
Finance Department	\$ 316,869.39	\$ 55,634.80	⚠	18%	\$ 2,825.35	 1%
Civil Service Commission	\$ 799.16	\$ 438.24	⚠	55%	\$ 305.05	 38%
IT Department	\$ 61,890.03	\$ 12,301.83	⚠	20%	\$ 1,987.24	 3%
HR Department	\$ 90,396.43	\$ 10,502.52	✓	12%	\$ (4,562.95)	 -5%
Totals	\$ 6,896,369.51	\$ 2,358,057.40		34%	\$ 1,208,708.46	18%

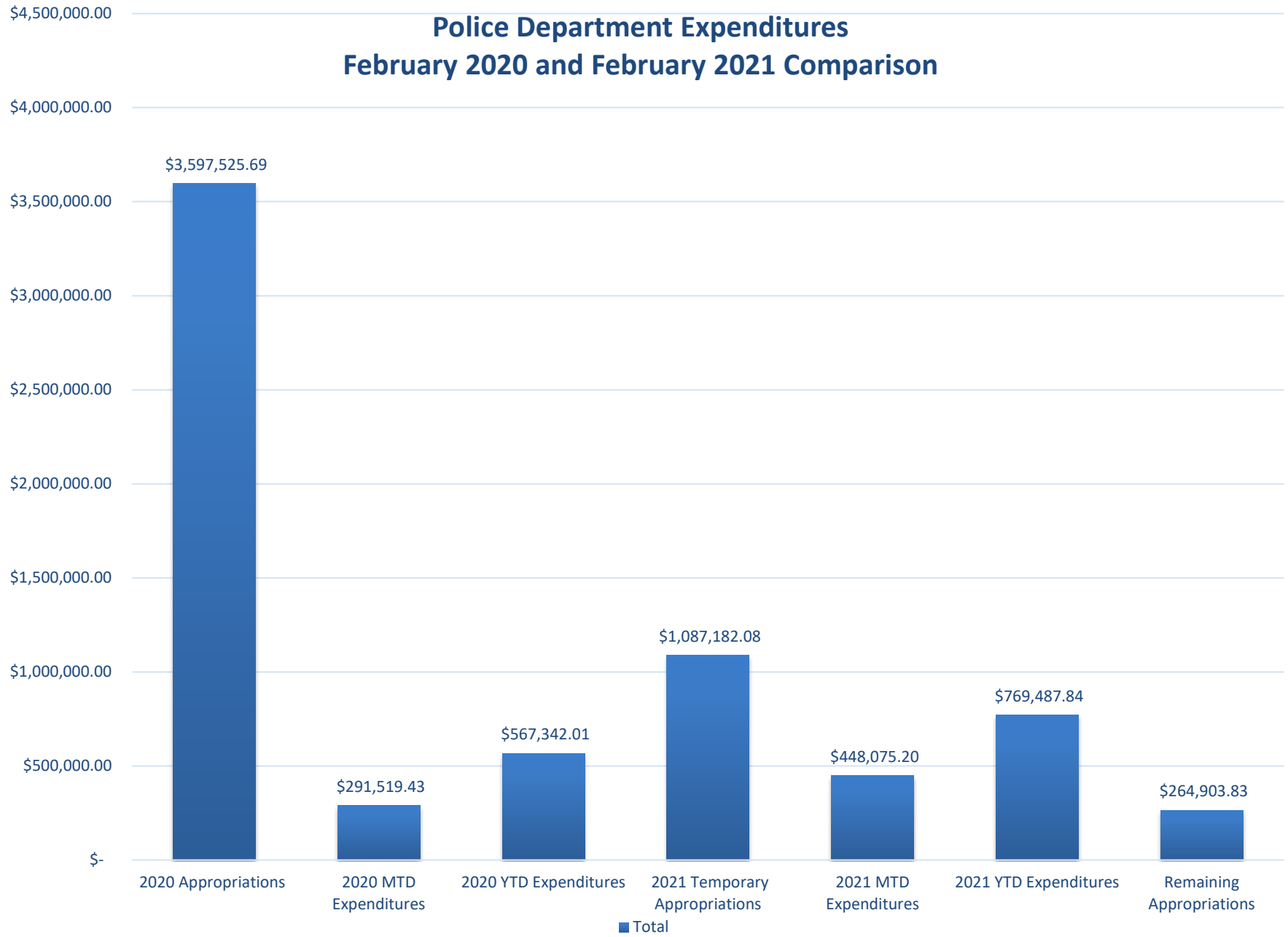
General Fund Revenue February 2020 and February 2021 Comparison



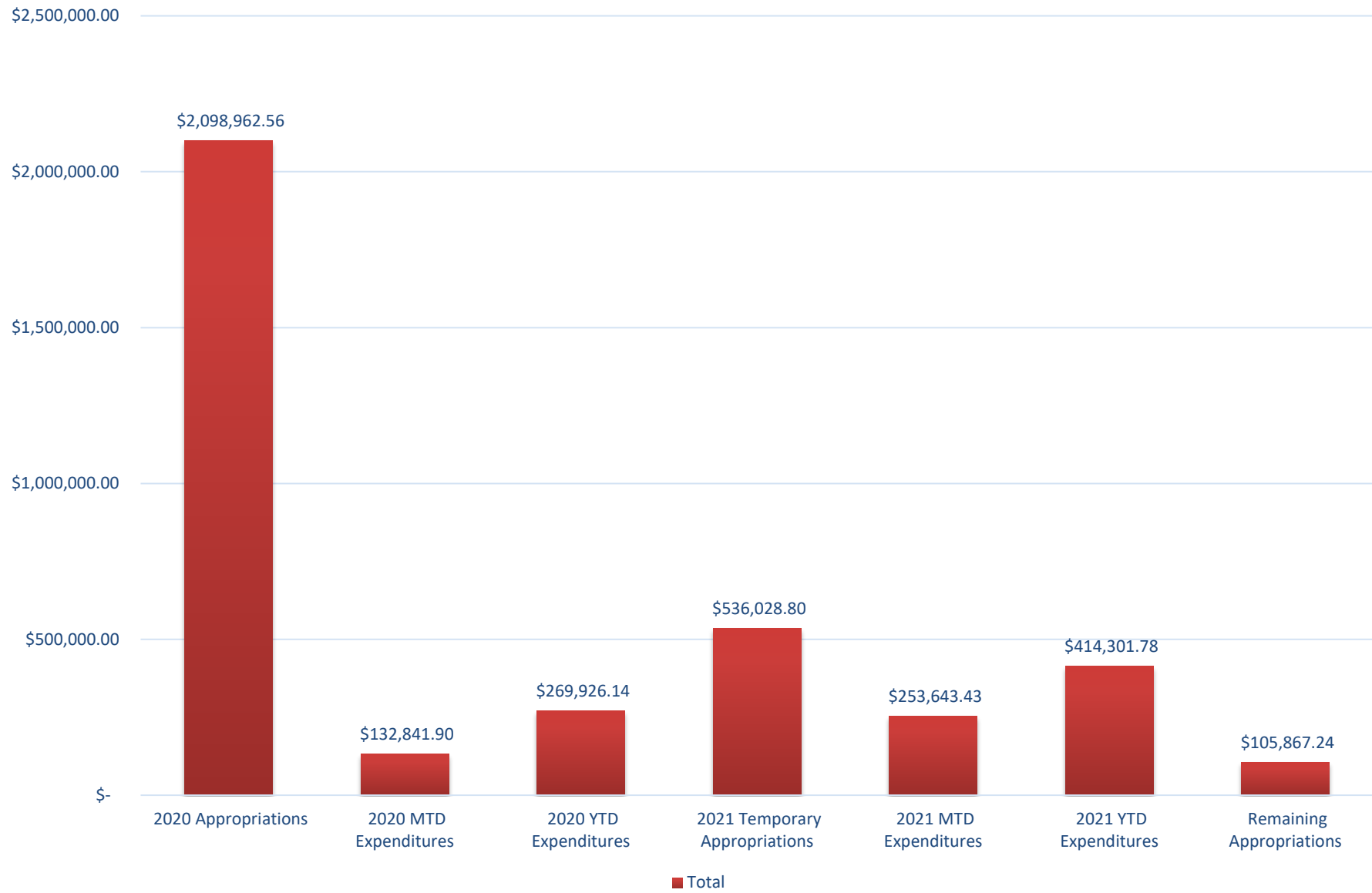
General Fund Expenditures February 2020 and February 2021 Comparison



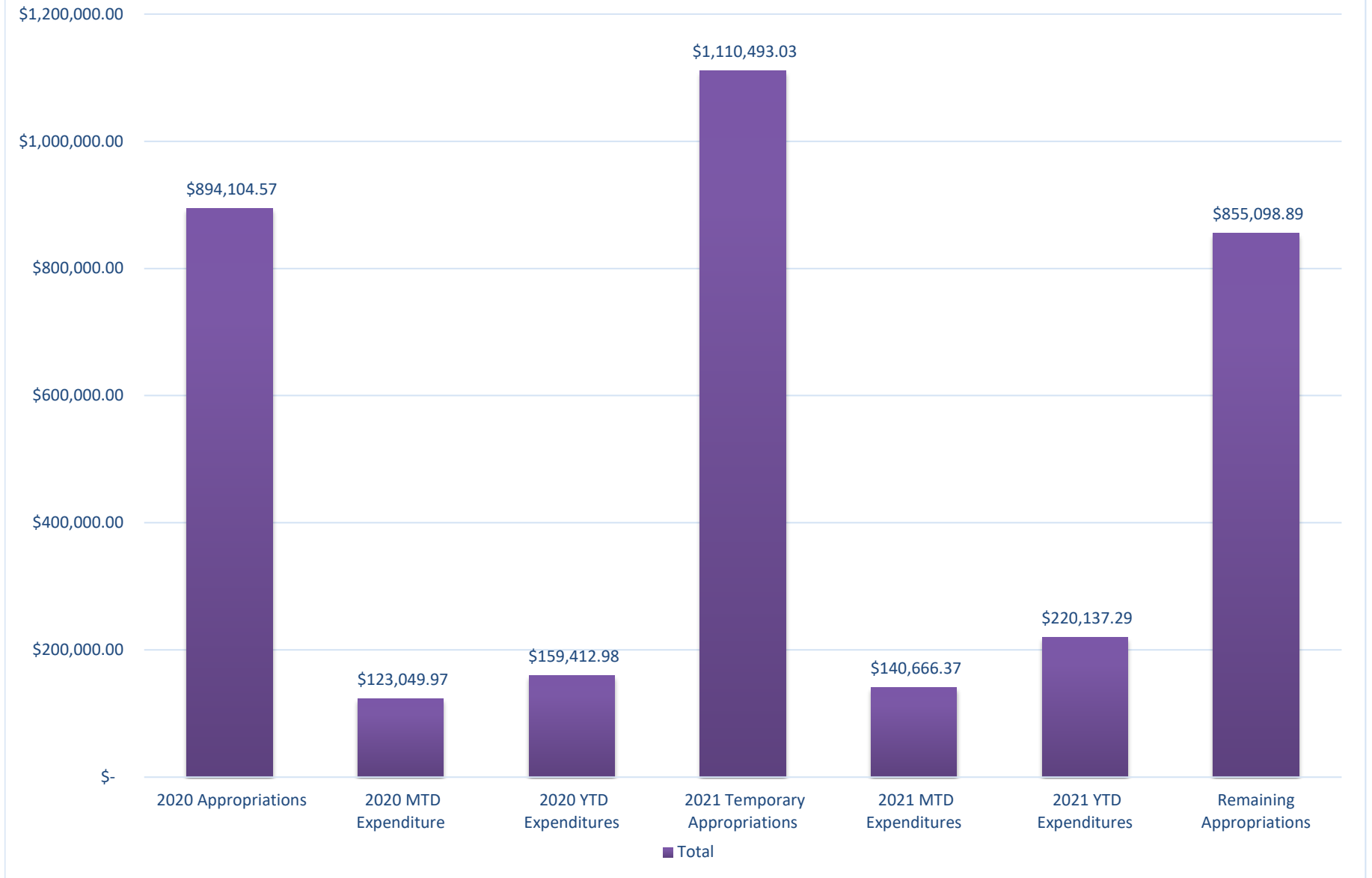
Police Department Expenditures February 2020 and February 2021 Comparison



Fire Department Expenditures February 2020 and February 2021 Comparson



Service Department Expenditures February 2020 and February 2021 Comparison



The City of East Cleveland

Month-to-Date

Fund Report

For Period Ending

2/28/2021

Source of Information

Finance Department

Financial Management System

Fund Description.....	Beg Mo Bal....	Mtd Receipts..	Mtd Expenses..	Unexp bal....	Encumbrances..	Unenc bal....
1110 GENERAL FUND	5,763,546.66	1,141,350.14	1,518,421.64	5,386,475.16	1,131,800.30	4,254,674.86
1120 RESERVE FIRE LOSS	296,057.02	0.00	0.00	296,057.02	0.00	296,057.02
1122 RESERVE GEN LIAB	213.89	0.00	0.00	213.89	0.00	213.89
1124 RESERVE MOTOR VEH LIAB	865,246.82	0.00	0.00	865,246.82	0.00	865,246.82
1126 RESERVE POL FIRE PEN	8.45	0.00	0.00	8.45	0.00	8.45
2210 STREET FUND	-343,389.50	39,647.60	133,865.10	-437,607.00	35,216.06	-472,823.06
2212 POLICE PENSION	-14,811.92	9,000.00	0.00	-5,811.92	0.00	-5,811.92
2213 FIRE PENSION	-5,263.99	9,000.00	0.00	3,736.01	0.00	3,736.01
2215 RENTAL REGISTRATION	265,801.22	51,260.00	12,044.69	305,016.53	0.00	305,016.53
2230 EC-EMS	752,249.19	53,712.11	83,401.32	722,559.98	4,535.63	718,024.35
2231 FEMA GRANT FIRE	-123,474.22	0.00	66,133.63	-189,607.85	0.00	-189,607.85
2241 CORONAVIRUS RELIEF	21,977.84	276.16	0.00	22,254.00	12,650.00	9,604.00
2255 SPECIAL PROJECTS COURT	483,167.21	5,191.40	2,665.22	485,693.39	0.00	485,693.39
2256 ALCOHOL AND DRUG TREATMENT CRT	47,561.69	321.00	0.00	47,882.69	0.00	47,882.69
2257 Indigent Drivers Alcohol Treat	11,237.88	0.00	0.00	11,237.88	0.00	11,237.88
2260 COMMUNITY DEVELOPMENT FUND	-49,597.99	8,894.39	15,868.97	-56,572.57	59,936.45	-116,509.02
2261 SPG 33	4,504.13	0.00	0.00	4,504.13	0.00	4,504.13
2262 SPG507	-53,833.17	0.00	0.00	-53,833.17	0.00	-53,833.17
2269 COMPUTER LEGALIZE FEES	145,403.60	4,324.30	1,115.27	148,612.63	0.00	148,612.63
2273 NSP -1	577.63	0.00	0.00	577.63	0.00	577.63
2275 VOCA	-3,860.03	7,130.15	6,947.56	-3,677.44	3,297.00	-6,974.44
2277 NSP - 3	31,223.05	0.00	0.00	31,223.05	0.00	31,223.05
2279 COPS GRANT	15,543.04	0.00	0.00	15,543.04	0.00	15,543.04
2280 DOJ CESF	0.00	0.00	0.00	0.00	0.00	0.00
2281 OCJS CESF (STATE)	-16,232.00	0.00	0.00	-16,232.00	0.00	-16,232.00
2284 BLOCK GRANT 97	12,205.44	0.00	0.00	12,205.44	0.00	12,205.44
2285 CITY PROBATION SERVICES FUND	162,374.64	3,391.90	3,686.83	162,079.71	0.00	162,079.71
2289 HOME - PROGRAM 99	27,904.04	0.00	2,476.63	25,427.41	0.00	25,427.41
2290 JAG GRANT (POLICE)	28,148.37	0.00	0.00	28,148.37	0.00	28,148.37
2296 SCHOOL RESOURCE OFFICERS	-73,680.39	0.00	12,582.74	-86,263.13	0.00	-86,263.13
2297 Drug Use Prevention	40,890.00	0.00	0.00	40,890.00	0.00	40,890.00
2298 LAW ENFORCEMENT TRUST	97,812.11	0.00	224.52	97,587.59	0.00	97,587.59
2299 FEDERAL ASSET FORFEITURE	4,736.70	0.01	0.00	4,736.71	0.00	4,736.71
3310 BOND RETIREMENT FUND	0.00	0.00	0.00	0.00	0.00	0.00
4415 PERMANENT IMPROVEMENT FUND	-330,772.20	62,000.00	187,421.95	-456,194.15	339,696.53	-795,890.68
5510 WATER FUND	1,138.62	0.00	0.00	1,138.62	0.00	1,138.62
5520 SEWER FUND	6,247.05	0.00	0.00	6,247.05	0.00	6,247.05
5530 WATER-CAPITAL IMPROVEMENT FUND	36,442.53	0.00	0.00	36,442.53	0.00	36,442.53
7721 MISCELLANEOUS DEPOSITS	28,651.24	20.00	0.00	28,671.24	0.00	28,671.24
7734 EMPLOYEE WITHHOLDINGS	120,332.95	81,481.56	166,110.20	35,704.31	0.00	35,704.31
7735 Self Insured Healthcare	759,921.36	121,973.55	109,264.25	772,630.66	0.00	772,630.66
***	9,016,208.96	1,598,974.27	2,322,230.52	8,292,952.71	1,587,131.97	6,705,820.74

The City of East Cleveland

Year-to-Date
Fund Report
For Period Ending
2/28/2021

Source of Information
Finance Department
Financial Management System

Fund Description.....	Beg Yr Bal....	Ytd Receipts..	Ytd Expenses..	Unexp bal....	Encumbrances..	Unenc bal.....
1110 GENERAL FUND	5,784,404.24	1,960,128.32	2,358,057.40	5,386,475.16	1,131,800.30	4,254,674.86
1120 RESERVE FIRE LOSS	296,057.02	0.00	0.00	296,057.02	0.00	296,057.02
1122 RESERVE GEN LIAB	213.89	0.00	0.00	213.89	0.00	213.89
1124 RESERVE MOTOR VEH LIAB	865,246.82	0.00	0.00	865,246.82	0.00	865,246.82
1126 RESERVE POL FIRE PEN	8.45	0.00	0.00	8.45	0.00	8.45
2210 STREET FUND	-307,281.52	76,047.10	206,372.58	-437,607.00	35,216.06	-472,823.06
2212 POLICE PENSION	-17,811.92	12,000.00	0.00	-5,811.92	0.00	-5,811.92
2213 FIRE PENSION	-8,263.99	12,000.00	0.00	3,736.01	0.00	3,736.01
2215 RENTAL REGISTRATION	157,830.46	172,580.00	25,393.93	305,016.53	0.00	305,016.53
2230 EC-EMS	790,100.60	84,602.25	152,142.87	722,559.98	4,535.63	718,024.35
2231 FEMA GRANT FIRE	-70,825.55	0.00	118,782.30	-189,607.85	0.00	-189,607.85
2241 CORONAVIRUS RELIEF	-69,839.87	92,932.87	839.00	22,254.00	12,650.00	9,604.00
2255 SPECIAL PROJECTS COURT	482,469.62	10,292.90	7,069.13	485,693.39	0.00	485,693.39
2256 ALCOHOL AND DRUG TREATMENT CRT	47,268.49	614.20	0.00	47,882.69	0.00	47,882.69
2257 Indigent Drivers Alcohol Treat	11,237.88	0.00	0.00	11,237.88	0.00	11,237.88
2260 COMMUNITY DEVELOPMENT FUND	-30,099.14	8,894.39	35,367.82	-56,572.57	59,936.45	-116,509.02
2261 SPG 33	4,504.13	0.00	0.00	4,504.13	0.00	4,504.13
2262 SPG507	-53,833.17	0.00	0.00	-53,833.17	0.00	-53,833.17
2269 COMPUTER LEGALIZE FEES	142,108.80	8,586.80	2,082.97	148,612.63	0.00	148,612.63
2273 NSP -1	577.63	0.00	0.00	577.63	0.00	577.63
2275 VOCA	-10,421.89	25,658.19	18,913.74	-3,677.44	3,297.00	-6,974.44
2277 NSP - 3	31,223.05	0.00	0.00	31,223.05	0.00	31,223.05
2279 COPS GRANT	15,543.04	0.00	0.00	15,543.04	0.00	15,543.04
2280 DOJ CESF	0.00	0.00	0.00	0.00	0.00	0.00
2281 OCJS CESF (STATE)	-16,232.00	0.00	0.00	-16,232.00	0.00	-16,232.00
2284 BLOCK GRANT 97	12,205.44	0.00	0.00	12,205.44	0.00	12,205.44
2285 CITY PROBATION SERVICES FUND	161,749.74	6,013.60	5,683.63	162,079.71	0.00	162,079.71
2289 HOME - PROGRAM 99	15,924.04	15,052.25	5,548.88	25,427.41	0.00	25,427.41
2290 JAG GRANT (POLICE)	28,148.37	0.00	0.00	28,148.37	0.00	28,148.37
2296 SCHOOL RESOURCE OFFICERS	-62,703.16	0.00	23,559.97	-86,263.13	0.00	-86,263.13
2297 Drug Use Prevention	40,890.00	0.00	0.00	40,890.00	0.00	40,890.00
2298 LAW ENFORCEMENT TRUST	93,885.61	4,187.50	485.52	97,587.59	0.00	97,587.59
2299 FEDERAL ASSET FORFEITURE	4,736.69	0.02	0.00	4,736.71	0.00	4,736.71
3310 BOND RETIREMENT FUND	48,738.57	0.00	48,738.57	0.00	0.00	0.00
4415 PERMANENT IMPROVEMENT FUND	-264,422.81	86,000.00	277,771.34	-456,194.15	339,696.53	-795,890.68
5510 WATER FUND	1,138.62	0.00	0.00	1,138.62	0.00	1,138.62
5520 SEWER FUND	6,247.05	0.00	0.00	6,247.05	0.00	6,247.05
5530 WATER-CAPITAL IMPROVEMENT FUND	36,442.53	0.00	0.00	36,442.53	0.00	36,442.53
7721 MISCELLANEOUS DEPOSITS	24,526.24	4,145.00	0.00	28,671.24	0.00	28,671.24
7734 EMPLOYEE WITHHOLDINGS	84,663.66	160,666.51	209,625.86	35,704.31	0.00	35,704.31
7735 Self Insured Healthcare	747,035.22	279,205.77	253,610.33	772,630.66	0.00	772,630.66
***	9,023,390.88	3,019,607.67	3,750,045.84	8,292,952.71	1,587,131.97	6,705,820.74

The City of East Cleveland

Revenues

For Period Ending

2/28/2021

Source of Information

Finance Department

Financial Management System

Account.....	Description.....	Est Revenue...	MTD Receipts..	YTD Receipts..	Unc Balance...	% Remain
1110.0000.4001	TAXES	0.00	0.00	0.00	0.00	0.00
1110.0000.4002	SPECIAL ASSESSMENTS	29,864.27	0.00	0.00	29,864.27	100.00
1110.0000.4003	PEDDLERS PERMITS	150.00	0.00	0.00	150.00	100.00
1110.1100.4111	GENERAL REAL ESTATE TAX	684,909.57	304,000.00	414,000.00	270,909.57	39.55
1110.1100.4112	TANGIBLE PROPERTY TAX	0.00	0.00	0.00	0.00	0.00
1110.1100.4113	ESTATE TAX	0.00	0.00	0.00	0.00	0.00
1110.1100.4114	CITY INCOME TAX	5,153,698.55	375,600.39	703,827.80	4,449,870.75	86.34
1110.1100.4115	ROLLBACK, HOMESTEAD EXEMPT	133,675.26	0.00	0.00	133,675.26	100.00
1110.1200.4121	PRISONER BOARD AND CARE	0.00	0.00	0.00	0.00	0.00
1110.1200.4122	INHERITANCE TAX	0.00	0.00	0.00	0.00	0.00
1110.1200.4123	CIGARETTE TAX	989.01	0.00	0.00	989.01	100.00
1110.1200.4125	BEER & LIQUOR PERMIT STATE	3,090.50	0.00	0.00	3,090.50	100.00
1110.1200.4126	PUBLIC UTILITY REIMBURSEMENT	0.00	0.00	0.00	0.00	0.00
1110.1200.4127	LOCAL GOV'T FUND STATE	70,470.00	7,341.08	13,276.65	57,193.35	81.16
1110.1200.4128	LOCAL GOV'T FUND COUNTY	1,790,919.42	179,754.94	335,759.85	1,455,159.57	81.25
1110.1200.4129	HOTEL MOTEL BED TAX	3,412.70	236.64	464.04	2,948.66	86.40
1110.1200.4140	LOCAL REVENUE ASSIST COUNT	0.00	0.00	0.00	0.00	0.00
1110.1201.4128	L.G.N. RETURNED CHECKS	0.00	0.00	0.00	0.00	0.00
1110.1201.4182	INTEREST INCOME LOCAL GOV'T	0.00	0.00	0.00	0.00	0.00
1110.1300.4136	STREET LIGHTING (SPECIAL ASSESSM	332,119.83	0.00	0.00	332,119.83	100.00
1110.1300.4137	PAYOFF SPECIAL ASSESSMENTS	0.00	0.00	0.00	0.00	0.00
1110.1300.4138	SIDEWALK REPAIRS	0.00	0.00	0.00	0.00	0.00
1110.1300.4139	GE Christmas Lighting	0.00	0.00	0.00	0.00	0.00
1110.1300.4162	PENALTIES	0.00	0.00	0.00	0.00	0.00
1110.1300.4182	INTEREST INCOME	28,421.58	265.82	596.49	27,825.09	97.90
1110.1300.4183	NUISANCE ABATING (SPEC ASSESMEN	7,807.29	0.00	0.00	7,807.29	100.00
1110.1400.4193	DAMAGE TO CITY PROPERTY	0.00	0.00	0.00	0.00	0.00
1110.1500.4151	MEMORIAL DAY PARADE DONATIONS	0.00	0.00	0.00	0.00	0.00
1110.1500.4152	GRASS CUTTING (SPEC ASSESSMENT)	0.00	0.00	0.00	0.00	0.00
1110.1500.4153	HEALTH AND VITAL STATISTICS	0.00	0.00	0.00	0.00	0.00
1110.1500.4154	PARK AND RECREATION PROGRAM	0.00	0.00	0.00	0.00	0.00
1110.1500.4155	TOWING & RELEASE FEES	0.00	46,000.00	51,944.94	-51,944.94	0.00
1110.1500.4156	IMPOUND FEES	0.00	12,767.00	22,892.50	-22,892.50	0.00
1110.1500.4157	RELEASE FEE	0.00	0.00	0.00	0.00	0.00
1110.1500.4158	REFUSE FEES	758,765.50	65,045.02	131,396.57	627,368.93	82.68
1110.1500.4159	PROGRAM INCOME - RKS GRANT CDBG	0.00	0.00	0.00	0.00	0.00
1110.1500.4160	CLICK IT OR TICKET UHOFC	10,510.96	0.00	0.00	10,510.96	100.00
1110.1600.4162	AUTHORIZED OCCUPANCY	300.00	0.00	0.00	300.00	100.00
1110.1600.4163	BUILDING TRADE LICENSES	40,400.00	4,075.00	13,985.00	26,415.00	65.38
1110.1600.4164	BUILDING PERMITS	159,250.29	3,664.00	7,794.00	151,456.29	95.11
1110.1600.4165	CERTF OF BUS OCCUPATION	26,450.48	2,600.00	8,600.00	17,850.48	67.49
1110.1600.4166	CERT OF OCCUPANCY	4,250.00	0.00	0.00	4,250.00	100.00
1110.1600.4167	VACANT PROPERTY	18,600.00	2,000.00	3,500.00	15,100.00	81.18
1110.1600.4168	PLUMBING & ELECTRICAL PERM	19,643.25	360.00	510.00	19,133.25	97.40
1110.1600.4169	CONDITIONAL USE PERMIT	125.00	0.00	0.00	125.00	100.00
1110.1600.4170	HVAC-COMMERCIAL	105.00	75.00	190.00	-85.00	-80.95
1110.1600.4171	PLUMBING-COMMERCIAL	6,545.00	0.00	0.00	6,545.00	100.00
1110.1600.4172	FINES-COMMERCIAL	529.60	0.00	0.00	529.60	100.00
1110.1600.4173	GENERAL-RESIDENTIAL	57,962.44	4,647.53	10,281.72	47,680.72	82.26
1110.1600.4174	PLUMBING-RESIDENTIAL	1,415.00	162.00	282.00	1,133.00	80.07
1110.1600.4175	HVAC-RESIDENTIAL	2,310.00	350.00	590.00	1,720.00	74.46
1110.1600.4176	ELECTRICAL-RESIDENTIAL	14,559.80	630.00	1,107.00	13,452.80	92.40
1110.1600.4181	ENGINEERING PLAN REVIEW FEES	980.00	319.20	319.20	660.80	67.43
1110.1600.4182	SPECIAL ASSESS FEES (OBBC)	5,216.60	97.49	127.82	5,088.78	97.55

Account.....	Description.....	Est Revenue...	MTD Receipts..	YTD Receipts..	Unc Balance...	% Remain
1110.1600.4183	DESIGN & REVIEW FEES	0.00	1.50	1.50	-1.50	0.00
1110.1600.4197	FIRE MOTOR VEHICLE ACCIDENT FEE	12,302.54	722.80	976.13	11,326.41	92.07
1110.1600.4198	FALSE ALARM FEE	0.00	0.00	0.00	0.00	0.00
1110.1600.4199	FIRE LICENSE FEES	30,900.30	3,300.00	10,200.00	20,700.30	66.99
1110.1601.4161	FINES, COSTS & FORFEITURE	750,608.56	62,040.94	99,923.89	650,684.67	86.69
1110.1601.4163	ALCOHOL & DRUG TREATMENT	1,327.23	58.46	58.46	1,268.77	95.60
1110.1601.4164	ST. CLAIR AUTO BODY	0.00	0.00	0.00	0.00	0.00
1110.1601.4165	CIVIL	104,634.93	9,013.84	19,459.26	85,175.67	81.40
1110.1601.4181	FELONY BOND INCOME	0.00	0.00	0.00	0.00	0.00
1110.1601.4182	INTEREST INCOME	0.00	0.00	0.00	0.00	0.00
1110.1601.4183	COMPUTER REPORT INCOME	0.00	0.00	0.00	0.00	0.00
1110.1601.4184	AMNESTY PROGRAM COURT	0.00	0.00	0.00	0.00	0.00
1110.1601.4185	JURY DUTY REFUNDS	0.00	0.00	0.00	0.00	0.00
1110.1601.4195	REFUNDS-OPERATING	0.00	0.00	0.00	0.00	0.00
1110.1602.4161	SEU FINES, COSTS & FORFEITURES	0.00	0.00	0.00	0.00	0.00
1110.1700.4156	ON STREET PARKING(DECAL)	0.00	0.00	0.00	0.00	0.00
1110.1700.4161	FINES	2,605.00	20.00	60.00	2,545.00	97.70
1110.1700.4162	PENALTIES	0.00	0.00	0.00	0.00	0.00
1110.1700.4163	DELINQUENT COLLECTIONS	0.00	0.00	0.00	0.00	0.00
1110.1700.4164	AMNESTY PROGRAM	0.00	0.00	0.00	0.00	0.00
1110.1700.4183	PROCESSING FEES (BMV)	0.00	0.00	0.00	0.00	0.00
1110.1800.4151	Telephone Compensation - Police	0.00	0.00	0.00	0.00	0.00
1110.1800.4180	JURY FEES	19.60	0.00	0.00	19.60	100.00
1110.1800.4181	SALE OF FIXED ASSETS	2,066.00	0.00	0.00	2,066.00	100.00
1110.1800.4182	Land Reutilization Program	0.00	0.00	0.00	0.00	0.00
1110.1800.4183	ALL OTHER REVENUE	13,073.26	49.00	1,506.55	11,566.71	88.48
1110.1800.4184	CABLE TV FRANCHISE FEE	14,579.24	2,319.16	2,319.16	12,260.08	84.09
1110.1800.4185	LOCAL/GOVERN/REV/DEBT	0.00	0.00	0.00	0.00	0.00
1110.1800.4186	AUTOMATED SPEED ENFORCEMENT	1,480,877.70	420.00	1,050.00	1,479,827.70	99.93
1110.1800.4187	DELINQUENT COLLECTION OF TRAFFIC	56,565.30	2,435.00	5,450.00	51,115.30	90.37
1110.1800.4188	ATM REPLENISHED	95,467.50	15,557.00	28,385.25	67,082.25	70.27
1110.1800.4189	SURCHARGES FROM ATM	5,804.75	291.00	606.00	5,198.75	89.56
1110.1800.4190	INT INCOME(FIRSTAR SWEEP CSX)	0.00	0.00	0.00	0.00	0.00
1110.1800.4191	INT INCOME(SOLOMON SMITH)	0.00	0.00	0.00	0.00	0.00
1110.1800.4192	MLK HALL RENTAL REV	75.00	0.00	0.00	75.00	100.00
1110.1800.4193	HSB HALL RENTAL REV	18,000.00	0.00	0.00	18,000.00	100.00
1110.1800.4194	OFF DUTY SECURITY(1993)	0.00	0.00	0.00	0.00	0.00
1110.1800.4195	CELL TOWER RENT	19,621.34	0.00	1,639.09	17,982.25	91.65
1110.1800.4196	VENDING MACHINE	2,275.37	333.61	2,447.88	-172.51	-7.58
1110.1801.4185	LOCAL/GOV/REV-FUND/DEBT/REV	0.00	0.00	0.00	0.00	0.00
1110.1802.4100	Transfer Station Lease Payments-	0.00	0.00	0.00	0.00	0.00
1110.1900.4144	SAFE ROUTES TO SCHOOLS	0.00	0.00	0.00	0.00	0.00
1110.1900.4145	SCHOOL RESOURCE OFFICERS	0.00	0.00	0.00	0.00	0.00
1110.1900.4190	ADVANCES IN - REPAYMENT	0.00	0.00	0.00	0.00	0.00
1110.1900.4191	REIMBURSEMENT	1,377.99	0.00	0.00	1,377.99	100.00
1110.1900.4192	TRANSFER-IN-REFUSE	0.00	0.00	0.00	0.00	0.00
1110.1900.4193	DAMAGE TO CITY PROPERTY	135.15	0.00	0.00	135.15	100.00
1110.1900.4194	TRANSFER-IN	0.00	0.00	0.00	0.00	0.00
1110.1900.4195	REFUNDS-OPERATING	266,775.43	1,646.86	21,118.69	245,656.74	92.08
1110.1900.4196	DAMAGE TO CITY PROPERTY-PO	0.00	0.00	0.00	0.00	0.00
1110.1900.4197	Community Youth Diversion	9,892.33	2,826.38	4,239.57	5,652.76	57.14
1110.1900.4198	REIMBURSEMENT-HOSPITALIZATION	71,449.63	30,068.48	38,971.31	32,478.32	45.46
1110.1900.4199	COUNTY BULLETPROOF VEST PARTNERS	15,543.04	0.00	0.00	15,543.04	100.00
1110.1900.4200	Local Government Note Proceeds	0.00	0.00	0.00	0.00	0.00

Account.....	Description.....	Est Revenue...	MTD Receipts..	YTD Receipts..	Unc Balance...	% Remain
1110.1900.4201	Local Government Premium	0.00	0.00	0.00	0.00	0.00
1110.1900.4202	EMANUAL ONUNWOR RESITUTION	1,125.00	250.00	250.00	875.00	77.78
1110.1900.4203	OHIO DEPARTMENT OF TRANSPORTATIO	0.00	0.00	0.00	0.00	0.00
1110.1900.4204	PUBLIC RECORDS FEES	99.10	5.00	20.00	79.10	79.82
1110.1900.4205	PRIOR YEAR AUDIT ADJUSTMENTS	0.00	0.00	0.00	0.00	0.00
1110.1900.5204	EMPLOYEE MED/DENT/VIS DEDUCTION	10.26	0.00	0.00	10.26	100.00
1110.1901.4202	Willie M. George - RESTITUTION	0.00	0.00	0.00	0.00	0.00
1110.1901.4203	JUDGE FRED M. MOSELY RESTITUTION	0.00	0.00	0.00	0.00	0.00
1110.2260.4150	East Cleveland Parks & Recreatio	0.00	0.00	0.00	0.00	0.00
1110.2310.4150	Parks & Rec. Memorial Day Parade	0.00	0.00	0.00	0.00	0.00
1110.2760.4157	CIVIL SERVICE - CIVIL SERVICE CO	0.00	0.00	0.00	0.00	0.00
** 1110 GENERAL FUND		12,344,658.45	1,141,350.14	1,960,128.32	10,384,530.13	
1120.1900.4182	INTEREST INCOME	0.00	0.00	0.00	0.00	0.00
1120.1900.4192	TRANSFER-IN	0.00	0.00	0.00	0.00	0.00
1120.1900.4402	FIRE LOSS	4,000.00	0.00	0.00	4,000.00	100.00
** 1120 RESERVE FIRE LOSS		4,000.00	0.00	0.00	4,000.00	
1122.1900.4182	INTEREST INCOME	0.00	0.00	0.00	0.00	0.00
1122.1900.4192	TRANSFER-IN	0.00	0.00	0.00	0.00	0.00
1122.1900.4402	GENERAL LIABILITY	0.00	0.00	0.00	0.00	0.00
** 1122 RESERVE GEN LIAB		0.00	0.00	0.00	0.00	
1124.1900.4182	INTEREST INCOME	0.00	0.00	0.00	0.00	0.00
1124.1900.4192	TRANSFER-IN	0.00	0.00	0.00	0.00	0.00
1124.1900.4402	MOTOR VEHICLE LIAB	0.00	0.00	0.00	0.00	0.00
** 1124 RESERVE MOTOR VEH LIAB		0.00	0.00	0.00	0.00	
1126.1900.4182	INTEREST INCOME	0.00	0.00	0.00	0.00	0.00
1126.1900.4192	TRANSFER-IN	0.00	0.00	0.00	0.00	0.00
1126.1900.4402	POLICE-FIRE PENSION	0.00	0.00	0.00	0.00	0.00
** 1126 RESERVE POL FIRE PEN		0.00	0.00	0.00	0.00	
2210.1200.4120	MOTOR VEHICLE LICENSE	48,752.70	6,895.81	9,495.86	39,256.84	80.52
2210.1200.4124	PERMISSIVE TAX STATE	56,694.53	0.00	3,141.23	53,553.30	94.46
2210.1200.4126	STATE GAS TAX	397,381.14	32,751.79	63,410.01	333,971.13	84.04
2210.1200.4128	STATE LOCAL HWY GAS TAX	0.00	0.00	0.00	0.00	0.00
2210.1800.4182	INTEREST INCOME	0.00	0.00	0.00	0.00	0.00
2210.1800.4183	MISCELLANEOUS INCOME	0.00	0.00	0.00	0.00	0.00
2210.1900.4192	TRANSFER-IN	729,147.42	0.00	0.00	729,147.42	100.00
2210.1900.4198	REIMBURSEMENT-HOSPITILIZATION	0.00	0.00	0.00	0.00	0.00
** 2210 STREET FUND		1,231,975.79	39,647.60	76,047.10	1,155,928.69	
2212.1100.4111	PERSONAL REAL ESTATE TAX	24,314.00	9,000.00	12,000.00	12,314.00	50.65
2212.1100.4112	TANGIBLE PROPERTY TAX	0.00	0.00	0.00	0.00	0.00
2212.1100.4115	ROLLBACK, HOMESTEAD EXEMPT	0.00	0.00	0.00	0.00	0.00
2212.1900.4192	TRANSFER-IN	44,726.72	0.00	0.00	44,726.72	100.00

Account.....	Description.....	Est Revenue...	MTD Receipts..	YTD Receipts..	Unc Balance...	% Remain
** 2212	POLICE PENSION	69,040.72	9,000.00	12,000.00	57,040.72	
2213.1100.4111	PERSONAL REAL ESTATE TAX	24,314.00	9,000.00	12,000.00	12,314.00	50.65
2213.1100.4112	TANGIBLE PROPERTY TAX	0.00	0.00	0.00	0.00	0.00
2213.1100.4115	ROLLBACK, HOMESTEAD EXEMPT	0.00	0.00	0.00	0.00	0.00
2213.1800.4143	LOCAL GRANT (GGF)	0.00	0.00	0.00	0.00	0.00
2213.1800.4183	MINORITY PART GRANT	0.00	0.00	0.00	0.00	0.00
2213.1900.4192	TRANSFER-IN	26,317.59	0.00	0.00	26,317.59	100.00
** 2213	FIRE PENSION	50,631.59	9,000.00	12,000.00	38,631.59	
2215.1600.4166	RENTAL REGISTRATION	242,780.00	51,260.00	172,580.00	70,200.00	28.92
2230.1900.4140	EC-EMS REVENUE	865,797.77	53,712.11	84,602.25	781,195.52	90.23
2230.1900.4191	FY13 EMS TRAINING & EQUIP GRANT	0.00	0.00	0.00	0.00	0.00
2230.1900.4192	TRANSFER IN	64,733.21	0.00	0.00	64,733.21	100.00
2230.1900.4198	REIMBURSEMENT-HOSPITILIZATION	0.00	0.00	0.00	0.00	0.00
2230.2120.4195	REFUNDS OPERATING EC -EMS	0.00	0.00	0.00	0.00	0.00
** 2230	EC-EMS	930,530.98	53,712.11	84,602.25	845,928.73	
2231.1900.4140	SCBA grant	698,278.67	0.00	0.00	698,278.67	100.00
2231.1900.4192	FEMA TRANSFER - IN G/F	0.00	0.00	0.00	0.00	0.00
2231.1900.4193	SAFER GRANT 2015-FH-00689	528,468.79	0.00	0.00	528,468.79	100.00
2231.1900.4194	SAFER GRANT 2017-FH-00445	507,061.82	0.00	0.00	507,061.82	100.00
2231.1900.4195	EMW-2017-FO-06781	27,477.00	0.00	0.00	27,477.00	100.00
2231.1900.4196	EMW-2017-FV-02273	249,999.65	0.00	0.00	249,999.65	100.00
2231.1900.4197	EMW-2018-FO-02648	77,257.96	0.00	0.00	77,257.96	100.00
** 2231	FEMA GRANT FIRE	2,088,543.89	0.00	0.00	2,088,543.89	
2241.1900.4140	CORONAVIRUS RELIEF (CFDA 21.019)	0.00	0.00	92,316.00	-92,316.00	0.00
2241.1900.4182	INTEREST INCOME CARES	0.00	276.16	616.87	-616.87	0.00
** 2241	CORONAVIRUS RELIEF	0.00	276.16	92,932.87	-92,932.87	
2255.1601.4161	SPECIAL PROJECTS	63,049.25	5,191.40	10,292.90	52,756.35	83.67
2256.1400.4142	STATE GRANT	0.00	0.00	0.00	0.00	0.00
2256.1601.4161	ALCOHOL & DRUG TREATMENT COURT	4,425.80	321.00	614.20	3,811.60	86.12
2256.1900.4192	TRANSFER-IN COMM DET	0.00	0.00	0.00	0.00	0.00
2256.2260.4146	CDBG GRANT AWARD	0.00	0.00	0.00	0.00	0.00
** 2256	ALCOHOL AND DRUG TREATMENT CRT	4,425.80	321.00	614.20	3,811.60	
2257.1601.4143	State Remittance (IDAT)	449.08	0.00	0.00	449.08	100.00
2260.1400.4140	COMMUNITY DEVELOPMENT 1999	0.00	0.00	0.00	0.00	0.00
2260.1400.4141	COM DEV ADMIN	0.00	0.00	0.00	0.00	0.00
2260.1400.4142	CDBG GRANT AWARD (CFDA # 14.218)	0.00	0.00	0.00	0.00	0.00
2260.1400.4143	CDBG GRANT AWARD (CFDA # 14. 218	1,880,596.44	8,894.39	8,894.39	1,871,702.05	99.53
2260.1400.4183	PROGRAM INCOME (SPEC EVENTS)	0.00	0.00	0.00	0.00	0.00
2260.1400.4184	LAND BANK SALES	0.00	0.00	0.00	0.00	0.00
2260.1400.4191	REIMBURSEMENT	0.00	0.00	0.00	0.00	0.00

Account.....	Description.....	Est Revenue...	MTD Receipts..	YTD Receipts..	Unc Balance...	% Remain
2260.1400.4193	FOREST HILLS PARK TRAILS GRANT	0.00	0.00	0.00	0.00	0.00
2260.1400.4195	REFUND OPERATING	0.00	0.00	0.00	0.00	0.00
2260.1400.4410	EMERGENCY LOAN FEES	0.00	0.00	0.00	0.00	0.00
2260.1400.4411	CODE ENFORCEMENT FEES	0.00	0.00	0.00	0.00	0.00
2260.1400.4413	BID SPECS	1,200.00	0.00	0.00	1,200.00	100.00
2260.1900.4192	TRANSFER-IN G/F	0.00	0.00	0.00	0.00	0.00
2260.1900.4194	ADVANCES IN - INITIAL	0.00	0.00	0.00	0.00	0.00
2260.1900.4198	REIMBURSEMENT-HOSPITILIZATION	0.00	0.00	0.00	0.00	0.00
2260.1900.4200	Local Government Note Proceeds	0.00	0.00	0.00	0.00	0.00
** 2260	COMMUNITY DEVELOPMENT FUND	1,881,796.44	8,894.39	8,894.39	1,872,902.05	
2261.1400.4140	SPG S.M.A.R.T ADM	0.00	0.00	0.00	0.00	0.00
2261.1400.4141	SPG S.M.A.R.T PROGRAM	0.00	0.00	0.00	0.00	0.00
2261.1400.4191	REIMBURSEMENT	0.00	0.00	0.00	0.00	0.00
2261.1900.4194	ADVANCES IN - INITIAL	0.00	0.00	0.00	0.00	0.00
2261.1900.4200	Local Government Proceeds	0.00	0.00	0.00	0.00	0.00
** 2261	SPG 33	0.00	0.00	0.00	0.00	
2262.1400.4140	SPG507	85,225.39	0.00	0.00	85,225.39	100.00
2263.1900.4192	TRANSFER-IN	0.00	0.00	0.00	0.00	0.00
2263.2260.4192	TRANSFER-IN (G/F)	0.00	0.00	0.00	0.00	0.00
** 2263		0.00	0.00	0.00	0.00	
2269.1601.4161	FINES, COSTS & FORFEITURE	0.00	0.00	0.00	0.00	0.00
2269.1601.4162	OTHER	69,885.41	4,324.30	8,586.80	61,298.61	87.71
2269.1601.4163	SUPPLIES	0.00	0.00	0.00	0.00	0.00
2269.1900.4192	TRANSFER-IN	0.00	0.00	0.00	0.00	0.00
** 2269	COMPUTER LEGALIZE FEES	69,885.41	4,324.30	8,586.80	61,298.61	
2273.1400.4194	NSP 1 2010 REVENUES	0.00	0.00	0.00	0.00	0.00
2275.1800.4183	MISCELLANEOUS INCOME	0.00	0.00	0.00	0.00	0.00
2275.1900.4192	TRANSFER-IN-G/F-2000	0.00	0.00	0.00	0.00	0.00
2275.1900.4193	TRANSFER-IN-G/F-99	0.00	0.00	0.00	0.00	0.00
2275.1900.4194	ADVANCE IN	17,483.29	0.00	0.00	17,483.29	100.00
2275.1900.4195	REFUNDS-OPERATING	0.00	0.00	0.00	0.00	0.00
2275.1900.4198	REIMBURSEMENT-HOSPITILIZATION	0.00	0.00	0.00	0.00	0.00
2275.1900.4200	Local Government Note Proceeds	0.00	0.00	0.00	0.00	0.00
2275.2260.4142	VOCA STATE GRANT 2000	91,891.54	7,130.15	20,847.19	71,044.35	77.31
2275.2260.4143	VOCA 99	0.00	0.00	0.00	0.00	0.00
2275.2260.4144	SVAA 99	12,186.00	0.00	4,811.00	7,375.00	60.52
2275.2265.4140	VOCA(STATE GRANT)	0.00	0.00	0.00	0.00	0.00
** 2275	VOCA	121,560.83	7,130.15	25,658.19	95,902.64	
2277.1400.4194	NSP-3 GRANT (CDFA # 14. 218)	0.00	0.00	0.00	0.00	0.00
2277.1900.4198	REIMBURSEMENT-HOSPITILIZATION	0.00	0.00	0.00	0.00	0.00
** 2277	NSP - 3	0.00	0.00	0.00	0.00	

Account.....	Description.....	Est Revenue...	MTD Receipts..	YTD Receipts..	Unc Balance...	% Remain
2279.1400.4141	COPS GRANT 2015UMWX0151	136,782.66	0.00	0.00	136,782.66	100.00
2279.1400.4142	BULLETPROOF VEST PARTNERSHIP	0.00	0.00	0.00	0.00	0.00
2279.1900.4198	REIMBURSEMENT-HOSPITALIZATION	0.00	0.00	0.00	0.00	0.00
2279.2110.8999	TRANSFERS IN	0.00	0.00	0.00	0.00	0.00
** 2279	COPS GRANT	136,782.66	0.00	0.00	136,782.66	
2280.1400.4140	DOJ CESF GRANT	0.00	0.00	0.00	0.00	0.00
2281.1200.4141	OCJS CESF GRANT	0.00	0.00	0.00	0.00	0.00
2284.1400.4140	BLOCK GRANT 97	0.00	0.00	0.00	0.00	0.00
2284.1900.4192	TRANSFER-IN	0.00	0.00	0.00	0.00	0.00
2284.1900.4194	ADVANCE-IN BLOCK GRANT 97	0.00	0.00	0.00	0.00	0.00
** 2284	BLOCK GRANT 97	0.00	0.00	0.00	0.00	
2285.1601.4161	PROBATION FINES	59,724.31	3,391.90	6,013.60	53,710.71	89.93
2289.1400.4140	HOME PROGRAM (CFDA # 14.239)	0.00	0.00	0.00	0.00	0.00
2289.1400.4141	HOME PROGRAM (CFDA # 14.239)	120,178.54	0.00	15,052.25	105,126.29	87.48
2289.1400.4142	CODE ENFORCE DEPOSIT	0.00	0.00	0.00	0.00	0.00
2289.1400.4183	PROGRAM INCOME	0.00	0.00	0.00	0.00	0.00
2289.1900.4192	TRANSFER-IN	0.00	0.00	0.00	0.00	0.00
2289.1900.4198	REIMBURSEMENT-HOSPITALIZATION	0.00	0.00	0.00	0.00	0.00
2289.1900.4200	Local Government Note Proceeds	0.00	0.00	0.00	0.00	0.00
** 2289	HOME - PROGRAM 99	120,178.54	0.00	15,052.25	105,126.29	
2290.1900.4200	Local Government Note Proceeds	0.00	0.00	0.00	0.00	0.00
2290.2110.4142	JAG POLICE (GRANT)	14,232.00	0.00	0.00	14,232.00	100.00
2290.2110.4143	JAG TECH UPGRADE	0.00	0.00	0.00	0.00	0.00
2290.2110.4145	CLEVE FOUNDATION(GRANT)-93 - POL	0.00	0.00	0.00	0.00	0.00
** 2290	JAG GRANT (POLICE)	14,232.00	0.00	0.00	14,232.00	
2296.1500.4144	SCHOOL RESOURCE OFFICERS-POLICE	74,703.16	0.00	0.00	74,703.16	100.00
2296.1500.4194	ADVANCE IN	0.00	0.00	0.00	0.00	0.00
** 2296	SCHOOL RESOURCE OFFICERS	74,703.16	0.00	0.00	74,703.16	
2297.1500.4144	Drug Use Prevention	0.00	0.00	0.00	0.00	0.00
2298.1800.4142	Evidence Deposits	50,000.00	0.00	0.00	50,000.00	100.00
2298.1800.4183	Miscellaneous	6,605.00	0.00	4,187.50	2,417.50	36.60
2298.1900.4183	Seized funds	0.00	0.00	0.00	0.00	0.00
** 2298	LAW ENFORCEMENT TRUST	56,605.00	0.00	4,187.50	52,417.50	
2299.1400.4140	Bullet Proof Vest Grant	0.00	0.00	0.00	0.00	0.00
2299.1800.4182	INTEREST INCOME	0.11	0.01	0.02	0.09	81.82
2299.1800.4183	Miscellaneous	0.00	0.00	0.00	0.00	0.00

Account.....	Description.....	Est Revenue...	MTD Receipts..	YTD Receipts..	Unc Balance...	% Remain
** 2299	FEDERAL ASSET FORFEITURE	0.11	0.01	0.02	0.09	
3310.1100.4111	GENERAL REAL ESTATE TAX	0.00	0.00	0.00	0.00	0.00
3310.1100.4112	TANGIBLE PERSONAL PROPERTY	0.00	0.00	0.00	0.00	0.00
3310.1100.4115	ROLLBACK HOMESTEAD EXEMPT	0.00	0.00	0.00	0.00	0.00
3310.1100.4128	LOCAL GOV'T FUND COUNTY	0.00	0.00	0.00	0.00	0.00
3310.1100.4182	INTEREST INCOME	0.00	0.00	0.00	0.00	0.00
3310.1300.4131	SPEC/ASSES/MISC/INTEREST	0.00	0.00	0.00	0.00	0.00
3310.1300.4132	SPEC ASSESS NOBLE NELA	0.00	0.00	0.00	0.00	0.00
3310.1800.4182	Misc	0.00	0.00	0.00	0.00	0.00
3310.1900.4191	Transfers In	97,477.14	0.00	0.00	97,477.14	100.00
** 3310	BOND RETIREMENT FUND	97,477.14	0.00	0.00	97,477.14	
4415.1100.4111	GENERAL REAL ESTATE TAX	162,096.00	62,000.00	86,000.00	76,096.00	46.95
4415.1100.4112	TANGIBLE PROPERTY TAX	0.00	0.00	0.00	0.00	0.00
4415.1100.4115	ROLLBACK,HOMESTEAD EXEPT	0.00	0.00	0.00	0.00	0.00
4415.1100.4193	DAMAGE TO CITY PROPERTY	0.00	0.00	0.00	0.00	0.00
4415.1800.4181	SALE OF FIXED ASSETS	50,000.00	0.00	0.00	50,000.00	100.00
4415.1800.4182	COUNTY CD SUPPLEMENT GRANT	0.00	0.00	0.00	0.00	0.00
4415.1800.4199	NEORS COMMUNITY COST SHARE REIM	75,000.00	0.00	0.00	75,000.00	100.00
4415.1900.4191	TRANSFER IN	868,121.91	0.00	0.00	868,121.91	100.00
4415.1900.4192	PERMANENT IMPROVEMENT	0.00	0.00	0.00	0.00	0.00
4415.1900.4193	BIDDING FEES-STREET LIGHTING POL	0.00	0.00	0.00	0.00	0.00
4415.2110.4110	LAW ENFORCEMENT TRUST FUND	0.00	0.00	0.00	0.00	0.00
** 4415	PERMANENT IMPROVEMENT FUND	1,155,217.91	62,000.00	86,000.00	1,069,217.91	
4422.1200.4142	STATE GRANT-CONSTRUCTION	0.00	0.00	0.00	0.00	0.00
4422.1900.4192	TRANSFER-IN STATE GRANT	0.00	0.00	0.00	0.00	0.00
4422.2110.4142	STATE GRANT-CONSTRUCTION	0.00	0.00	0.00	0.00	0.00
** 4422		0.00	0.00	0.00	0.00	
5510.1800.4182	E. C. WATER-INTEREST INCOME	0.00	0.00	0.00	0.00	0.00
5510.1900.4182	ACCRUED INTEREST WATERWORKS	0.00	0.00	0.00	0.00	0.00
5510.1900.4184	WATER MISC INCOME	0.00	0.00	0.00	0.00	0.00
5510.1900.4192	TRANSFER-IN	0.00	0.00	0.00	0.00	0.00
5510.1900.4193	WATER ASSESSMENTS	0.00	0.00	0.00	0.00	0.00
5510.1900.4194	CHARGES FOR SERVICES(WATER)	0.00	0.00	0.00	0.00	0.00
5510.1900.4195	ADVANCE-IN	0.00	0.00	0.00	0.00	0.00
5510.1900.4200	Local Government Note Proceeds	0.00	0.00	0.00	0.00	0.00
5510.1900.4418	WATER REVENUE	0.00	0.00	0.00	0.00	0.00
** 5510	WATER FUND	0.00	0.00	0.00	0.00	
5520.1800.4182	E. C. SEWER INTEREST INCOME	0.00	0.00	0.00	0.00	0.00
5520.1900.4192	TRANSFER-IN	0.00	0.00	0.00	0.00	0.00
5520.1900.4193	SEWER ASSESSMENTS	3,420.38	0.00	0.00	3,420.38	100.00
5520.1900.4194	CHARGES FOR SERVICES(SEWER)	0.00	0.00	0.00	0.00	0.00
5520.1900.4195	ADVANCE-IN	0.00	0.00	0.00	0.00	0.00
5520.1900.4200	Local Government Note Proceeds	0.00	0.00	0.00	0.00	0.00
5520.1900.4418	SEWER REVENUE	0.00	0.00	0.00	0.00	0.00

Account.....	Description.....	Est Revenue...	MTD Receipts..	YTD Receipts..	Unc Balance...	% Remain
** 5520	SEWER FUND	3,420.38	0.00	0.00	3,420.38	
5530.1900.4192	TRANSFER-IN	0.00	0.00	0.00	0.00	0.00
5530.1900.4200	Local Government Note Proceeds	0.00	0.00	0.00	0.00	0.00
5530.1900.4418	WATER-CAPITAL IMPROVEMENT	0.00	0.00	0.00	0.00	0.00
** 5530	WATER-CAPITAL IMPROVEMENT FUND	0.00	0.00	0.00	0.00	
7721.1900.4183	Police Evidence	22,568.00	0.00	0.00	22,568.00	100.00
7721.1900.4184	Kufner's Share Towing	0.00	20.00	4,145.00	-4,145.00	0.00
7721.1900.4192	TRANSFER-IN	0.00	0.00	0.00	0.00	0.00
7721.1900.4412	MISCELLANEOUS DEPOSITS	0.00	0.00	0.00	0.00	0.00
** 7721	MISCELLANEOUS DEPOSITS	22,568.00	20.00	4,145.00	18,423.00	
7734.1900.4401	AFSCME DUES-EMPLOYEE WITHHOLDING	2,460.00	401.20	601.80	1,858.20	75.54
7734.1900.4402	ALLSTATE INSUR-EMPLOYEE WITHHOLD	0.00	0.00	0.00	0.00	0.00
7734.1900.4403	CONSECO INSUR-EMPLOYEE WITHHOLDI	0.00	0.00	0.00	0.00	0.00
7734.1900.4404	FIRE HOUSE FUND-EMPLOYEE WITHHOL	1,887.50	122.50	252.50	1,635.00	86.62
7734.1900.4405	FIRE UNION DUES-EMPLOYEE WITHHOL	23,350.00	1,600.00	3,250.00	20,100.00	86.08
7734.1900.4406	FOP-OLC-EMPLOYEE WITHHOLDINGS	0.00	0.00	0.00	0.00	0.00
7734.1900.4407	FOP-L39-EMPLOYEE WITHHOLDINGS	16,809.15	1,260.15	2,520.30	14,288.85	85.01
7734.1900.4408	LEGAL SHIELD-EMPLOYEE WITHHOLDIN	1,770.86	136.22	272.44	1,498.42	84.62
7734.1900.4409	NY LIFE INSUR-EMPLOYEE WITHHOLDI	0.00	0.00	0.00	0.00	0.00
7734.1900.4410	OML INSUR-EMPLOYEE WITHHOLDINGS	310.62	19.36	38.72	271.90	87.53
7734.1900.4411	COLONIAL LIFE INSUR-EMPLOYEE WIT	26,338.21	1,849.04	3,705.53	22,632.68	85.93
7734.1900.4412	POLICE & FIRE INSUR-EMPLOYEE WIT	59,628.46	4,692.75	9,055.58	50,572.88	84.81
7734.1900.4413	SEIU DUES-EMPLOYEE WITHHOLDINGS	0.00	0.00	0.00	0.00	0.00
7734.1900.4414	UMFL DUES-EMPLOYEE WITHHOLDINGS	0.00	0.00	0.00	0.00	0.00
7734.1900.4415	UNITED WAY-EMPLOYEE WITHHOLDINGS	0.00	0.00	0.00	0.00	0.00
7734.1900.4416	AFLAC-EMPLOYEE WITHHOLDINGS	8,906.40	727.20	1,454.40	7,452.00	83.67
7734.1900.4417	Employee Refund	0.00	1,002.75	1,214.62	-1,214.62	0.00
7734.1900.4418	OPED- EMPLOYEE WITHHOLDINGS	174,764.81	13,300.00	26,555.00	148,209.81	84.81
7734.1900.4419	OPERS-EMPLOYEE WITHHOLDINGS	179,249.44	15,924.53	30,971.90	148,277.54	82.72
7734.1900.4420	OP&F-EMPLOYEE WITHHOLDINGS	543,300.94	40,445.86	80,773.72	462,527.22	85.13
7734.1900.4421	COLORADO BANKERS LIFE	0.00	0.00	0.00	0.00	0.00
** 7734	EMPLOYEE WITHHOLDINGS	1,038,776.39	81,481.56	160,666.51	878,109.88	
7735.1500.4197	Reimb for Adm Expenses	147,756.60	31,475.68	62,242.02	85,514.58	57.88
7735.1500.4198	Reimb for Claims	1,040,706.89	90,497.87	216,963.75	823,743.14	79.15
7735.1500.4199	Reimb for Employee Contribution	0.00	0.00	0.00	0.00	0.00
** 7735	Self Insured Healthcare	1,188,463.49	121,973.55	279,205.77	909,257.72	
***		23,156,702.71	1,598,974.27	3,019,607.67	20,137,095.04	

The City of East Cleveland
Combined Expenditures
For Period Ending
2/28/2021

Source of Information
Finance Department
Financial Management System

Account.....	Description	Rev combined..	Combined MTD..	Combined YTD..	Combined Unexp	Combined Enc..	Prior Excess..	Combined Unenc
1110.2110.5210	POLICE CHIE	17,070.85	6,198.78	12,397.56	4,673.29	0.00	0.00	4,673.29
1110.2110.5211	OTHER EMPLO	150,279.07	22,701.00	33,859.75	116,419.32	0.00	0.00	116,419.32
1110.2110.5212	REGULAR POL	489,073.68	137,813.12	281,994.31	207,079.37	0.00	0.00	207,079.37
1110.2110.5213	POLICE OVER	45,000.00	25,302.72	35,819.41	9,180.59	0.00	0.00	9,180.59
1110.2110.5220	TRAVEL (LON	0.00	0.00	0.00	0.00	0.00	0.00	0.00
1110.2110.5221	TRAVEL (LOC	250.00	0.00	0.00	250.00	0.00	0.00	250.00
1110.2110.5223	MEMBERSHIPS	125.00	0.00	0.00	125.00	0.00	0.00	125.00
1110.2110.5224	TRAINING-PO	1,562.50	1,469.00	2,699.00	-1,136.50	0.00	0.00	-1,136.50
1110.2110.5228	PRISONER CA	3,750.00	4,645.00	9,317.29	-5,567.29	1,250.00	0.00	-6,817.29
1110.2110.5232	COMMUNICATI	4,687.50	614.99	2,615.44	2,072.06	8,665.00	0.00	-6,592.94
1110.2110.5233	POSTAGE - P	125.00	131.55	173.54	-48.54	0.00	0.00	-48.54
1110.2110.5234	PROFESSIONA	100,280.00	31,509.88	35,184.88	65,095.12	27,637.00	0.00	37,458.12
1110.2110.5236	SCHOOL GUAR	13,572.00	0.00	0.00	13,572.00	0.00	0.00	13,572.00
1110.2110.5241	OFFICE SUPP	0.00	0.00	0.00	0.00	0.00	0.00	0.00
1110.2110.5242	OPERATING S	10,993.97	6,950.41	7,425.96	3,568.01	821.97	0.00	2,746.04
1110.2110.5243	REPAIRS & M	5,000.00	34,456.26	34,560.30	-29,560.30	0.00	0.00	-29,560.30
1110.2110.5246	JAIL REPAIR	2,500.00	125.00	213.00	2,287.00	0.00	0.00	2,287.00
1110.2110.5248	CLOTHING	21,250.00	14,927.65	21,334.87	-84.87	0.00	0.00	-84.87
1110.2110.5252	EQUIPMENT	7,500.00	0.00	0.00	7,500.00	4,860.00	0.00	2,640.00
1110.2110.5254	TIRES	1,750.00	0.00	0.00	1,750.00	8,000.00	0.00	-6,250.00
1110.2110.5255	FUEL AND LU	13,750.00	5,449.79	10,997.09	2,752.91	0.00	0.00	2,752.91
1110.2110.5256	REPAIR PART	6,395.70	833.39	1,328.73	5,066.97	1,556.44	0.00	3,510.53
1110.2110.5257	VEHICLE RE	10,000.00	849.58	11,023.68	-1,023.68	0.00	0.00	-1,023.68
1110.2110.5286	MEDICARE	10,219.84	2,644.97	5,012.47	5,207.37	0.00	0.00	5,207.37
1110.2110.5290	PERS	26,951.36	3,352.13	5,390.60	21,560.76	0.00	0.00	21,560.76
1110.2110.5291	POLICE PENS	107,805.44	91,887.92	91,887.92	15,917.52	0.00	0.00	15,917.52
1110.2110.5293	WORKERS COM	12,290.17	9,134.41	63,028.68	-50,738.51	0.00	0.00	-50,738.51
1110.2110.5294	HOSPITALIZA	25,000.00	47,077.65	103,223.36	-78,223.36	0.00	0.00	-78,223.36
Subtotal for object		1,087,182.08	448,075.20	769,487.84	317,694.24	52,790.41	0.00	264,903.83
* Dept 2110 POLICE DEPT		1,087,182.08	448,075.20	769,487.84	317,694.24	52,790.41	0.00	264,903.83
1110.2120.5210	CHIEF	18,707.25	4,988.14	10,594.18	8,113.07	0.00	0.00	8,113.07
1110.2120.5211	OTHER EMPLO	11,049.40	3,127.56	6,255.12	4,794.28	0.00	0.00	4,794.28
1110.2120.5212	REGULAR FIR	311,109.96	113,716.90	194,308.92	116,801.04	0.00	0.00	116,801.04
1110.2120.5213	FIRE OVERTI	25,000.00	11,242.07	27,069.60	-2,069.60	0.00	0.00	-2,069.60
1110.2120.5220	TRAVEL (LON	0.00	0.00	0.00	0.00	0.00	0.00	0.00
1110.2120.5222	BOOKS & PER	0.00	0.00	0.00	0.00	0.00	0.00	0.00
1110.2120.5223	MEMBERSHIP	730.00	550.00	550.00	180.00	0.00	0.00	180.00
1110.2120.5224	FIRE TRAINI	500.00	0.00	0.00	500.00	0.00	0.00	500.00
1110.2120.5234	PROFESSIONA	13,595.00	34,679.00	35,004.00	-21,409.00	9,845.00	0.00	-31,254.00
1110.2120.5239	OTHER	22.00	0.00	0.00	22.00	0.00	0.00	22.00
1110.2120.5241	OFFICE SUPP	0.00	0.00	0.00	0.00	0.00	0.00	0.00
1110.2120.5242	OPERATING S	10,395.28	243.68	1,067.08	9,328.20	6,014.78	0.00	3,313.42
1110.2120.5243	REPAIRS & M	15,071.23	805.40	3,966.84	11,104.39	0.00	0.00	11,104.39
1110.2120.5248	CLOTHING	3,150.00	0.00	0.00	3,150.00	0.00	0.00	3,150.00
1110.2120.5252	EQUIPMENT -	3,750.00	0.00	0.00	3,750.00	0.00	0.00	3,750.00
1110.2120.5254	TIRES	1,250.00	0.00	0.00	1,250.00	0.00	0.00	1,250.00
1110.2120.5255	FUEL AND LU	4,730.31	1,326.52	3,316.93	1,413.38	0.00	0.00	1,413.38
1110.2120.5256	REPAIR PART	66.56	147.74	147.74	-81.18	0.00	0.00	-81.18
1110.2120.5286	MEDICARE	5,305.07	1,797.33	3,184.62	2,120.45	0.00	0.00	2,120.45
1110.2120.5290	PERS	1,546.92	656.79	1,249.35	297.57	0.00	0.00	297.57
1110.2120.5292	FIRE PENSIO	79,039.86	64,485.93	64,485.93	14,553.93	0.00	0.00	14,553.93

Account.....	Description	Rev	combined..	Combined MTD..	Combined YTD..	Combined Unexp	Combined Enc..	Prior Excess..	Combined Unenc
1110.2120.5293	WORKERS COM	19,759.96	5,020.24	34,640.33	-14,880.37	0.00	0.00	0.00	-14,880.37
1110.2120.5294	HOSPITALIZA	11,250.00	10,856.13	28,461.14	-17,211.14	0.00	0.00	0.00	-17,211.14
Subtotal for object		536,028.80	253,643.43	414,301.78	121,727.02	15,859.78	0.00	0.00	105,867.24
* Dept 2120 FIRE DEPT		536,028.80	253,643.43	414,301.78	121,727.02	15,859.78	0.00	0.00	105,867.24
1110.2130.5281	STREET LIGH	221,172.40	35,491.73	35,491.73	185,680.67	116,671.75	0.00	0.00	69,008.92
1110.2310.5211	OTHER EMPLO	37,097.06	2,841.32	5,808.63	31,288.43	0.00	0.00	0.00	31,288.43
1110.2310.5219	INDEPENDENT	40,320.00	0.00	0.00	40,320.00	0.00	0.00	0.00	40,320.00
1110.2310.5234	PROFESSIONA	33,000.00	160.53	528.45	32,471.55	0.00	0.00	0.00	32,471.55
1110.2310.5241	OFFICE SUPP	0.00	0.00	0.00	0.00	0.00	0.00	0.00	0.00
1110.2310.5242	OPERATING S	1,500.00	0.00	0.00	1,500.00	0.00	0.00	0.00	1,500.00
1110.2310.5243	REPAIRS & M	3,750.00	0.00	0.00	3,750.00	0.00	0.00	0.00	3,750.00
1110.2310.5252	EQUIPMENT	69,026.35	0.00	0.00	69,026.35	69,026.35	0.00	0.00	0.00
1110.2310.5255	FUEL AND LU	375.00	26.96	89.59	285.41	0.00	0.00	0.00	285.41
1110.2310.5286	MEDICARE	134.48	39.68	81.18	53.30	0.00	0.00	0.00	53.30
1110.2310.5290	PERS	1,292.80	740.10	1,654.65	-361.85	0.00	0.00	0.00	-361.85
1110.2310.5293	WORKERS COM	206.64	148.56	1,025.08	-818.44	0.00	0.00	0.00	-818.44
1110.2310.5294	HOSPITALIZA	625.00	232.30	803.03	-178.03	0.00	0.00	0.00	-178.03
Subtotal for object		187,327.33	4,189.45	9,990.61	177,336.72	69,026.35	0.00	0.00	108,310.37
* Dept 2310 PARKS & REC		187,327.33	4,189.45	9,990.61	177,336.72	69,026.35	0.00	0.00	108,310.37
1110.2410.5211	OTHER EMPLO	0.00	0.00	0.00	0.00	0.00	0.00	0.00	0.00
1110.2410.5220	TRAVEL LONG	0.00	0.00	0.00	0.00	0.00	0.00	0.00	0.00
1110.2410.5223	MEMBERSHIP	0.00	0.00	0.00	0.00	0.00	0.00	0.00	0.00
1110.2410.5224	TRAINING	0.00	0.00	0.00	0.00	0.00	0.00	0.00	0.00
1110.2410.5233	POSTAGE - H	750.00	0.00	333.06	416.94	0.00	0.00	0.00	416.94
1110.2410.5234	PROFESSIONA	69,807.00	5,599.50	9,784.50	60,022.50	207.00	0.00	0.00	59,815.50
1110.2410.5241	OFFICE SUPP	0.00	0.00	0.00	0.00	0.00	0.00	0.00	0.00
1110.2410.5242	OPERATING S	625.00	0.00	207.00	418.00	0.00	0.00	0.00	418.00
1110.2410.5243	REPAIR & MA	125.00	0.00	0.00	125.00	0.00	0.00	0.00	125.00
1110.2410.5248	CLOTHING	31.13	0.00	0.00	31.13	0.00	0.00	0.00	31.13
1110.2410.5252	EQUIPMENT	210.97	0.00	0.00	210.97	0.00	0.00	0.00	210.97
1110.2410.5255	FUEL AND LU	500.00	0.00	0.00	500.00	0.00	0.00	0.00	500.00
1110.2410.5257	VEHICLE REP	0.00	0.00	0.00	0.00	0.00	0.00	0.00	0.00
1110.2410.5286	MEDICARE	0.00	0.00	0.00	0.00	0.00	0.00	0.00	0.00
1110.2410.5290	PERS	0.00	0.00	0.00	0.00	0.00	0.00	0.00	0.00
1110.2410.5293	WORKERS COM	937.00	0.00	0.00	937.00	0.00	0.00	0.00	937.00
1110.2410.5294	HOSPITALIZA	0.00	0.00	0.00	0.00	0.00	0.00	0.00	0.00
Subtotal for object		72,986.10	5,599.50	10,324.56	62,661.54	207.00	0.00	0.00	62,454.54
* Dept 2410 HOUSING DEPT		72,986.10	5,599.50	10,324.56	62,661.54	207.00	0.00	0.00	62,454.54
1110.2500.5211	OTHER EMPLO	70,000.00	0.00	0.00	70,000.00	0.00	0.00	0.00	70,000.00
1110.2500.5234	PROFESSIONA	200,000.00	2,155.44	4,955.44	195,044.56	0.00	0.00	0.00	195,044.56
1110.2500.5242	OPERATING S	5,000.00	0.00	0.00	5,000.00	0.00	0.00	0.00	5,000.00
1110.2500.5243	REPAIRS & M	1,250.00	18.52	18.52	1,231.48	0.00	0.00	0.00	1,231.48
1110.2500.5248	CLOTHING -	30.07	240.57	423.67	-393.60	40.79	0.00	0.00	-434.39
1110.2500.5255	FUEL & LUBR	30,000.00	4,386.74	8,367.08	21,632.92	0.00	0.00	0.00	21,632.92

Account.....	Description	Rev combined..	Combined MTD..	Combined YTD..	Combined Unexp	Combined Enc..	Prior Excess..	Combined Unenc
1110.2500.5259	SMALL TOOLS	7,500.00	0.00	0.00	7,500.00	0.00	0.00	7,500.00
1110.2500.5286	MEDICARE	750.00	0.00	0.00	750.00	0.00	0.00	750.00
1110.2500.5290	PERS	0.00	0.00	0.00	0.00	0.00	0.00	0.00
Subtotal for object		314,530.07	6,801.27	13,764.71	300,765.36	40.79	0.00	300,724.57
* Dept 2500 SERVICE DEPT		314,530.07	6,801.27	13,764.71	300,765.36	40.79	0.00	300,724.57
1110.2540.5234	DUMPING FEE	261,000.00	86,991.80	172,687.51	88,312.49	346,363.85	0.00	-258,051.36
1110.2700.5270	RESERVE FUN	0.00	0.00	0.00	0.00	0.00	0.00	0.00
1110.2700.5274	Transfer/Ou	200,000.00	0.00	0.00	200,000.00	0.00	0.00	200,000.00
1110.2700.5276	STREET LIGH	337,879.75	0.00	0.00	337,879.75	0.00	0.00	337,879.75
1110.2700.5277	ADVANCE-OUT	72,599.00	0.00	0.00	72,599.00	0.00	0.00	72,599.00
1110.2700.5281	VOCA	0.00	0.00	0.00	0.00	0.00	0.00	0.00
1110.2700.5285	BOND RETIRE	97,477.14	0.00	0.00	97,477.14	0.00	0.00	97,477.14
1110.2700.5291	POLICE PENS	18,732.82	0.00	0.00	18,732.82	0.00	0.00	18,732.82
1110.2700.5292	FIRE PENSIO	9,184.97	0.00	0.00	9,184.97	0.00	0.00	9,184.97
1110.2700.5294	Fire Grant	0.00	0.00	0.00	0.00	0.00	0.00	0.00
1110.2700.5295	EC-EMS	0.00	0.00	0.00	0.00	0.00	0.00	0.00
1110.2700.5297	FEMA - Tran	154,000.00	0.00	0.00	154,000.00	0.00	0.00	154,000.00
Subtotal for object		889,873.68	0.00	0.00	889,873.68	0.00	0.00	889,873.68
* Dept 2700 MISCELLANEOUS		889,873.68	0.00	0.00	889,873.68	0.00	0.00	889,873.68
1110.2710.5210	MAYOR	40,000.06	3,076.94	6,153.88	33,846.18	0.00	0.00	33,846.18
1110.2710.5211	OTHER EMPLO	119,490.80	9,191.60	18,383.20	101,107.60	0.00	0.00	101,107.60
1110.2710.5220	TRAVEL LONG	0.00	0.00	0.00	0.00	0.00	0.00	0.00
1110.2710.5223	MEMBERSHIP	250.00	0.00	0.00	250.00	0.00	0.00	250.00
1110.2710.5224	TRAINING-MA	0.00	0.00	0.00	0.00	0.00	0.00	0.00
1110.2710.5233	POSTAGE - M	200.00	0.00	20.00	180.00	0.00	0.00	180.00
1110.2710.5234	PROFESSIONA	50,000.00	4,880.53	4,880.53	45,119.47	0.00	0.00	45,119.47
1110.2710.5241	OFFICE SUPP	0.00	0.00	0.00	0.00	0.00	0.00	0.00
1110.2710.5242	OPERATING S	7,000.00	1,145.17	1,631.15	5,368.85	4.76	0.00	5,364.09
1110.2710.5243	REPAIRS & M	625.00	0.00	1,329.23	-704.23	0.00	0.00	-704.23
1110.2710.5252	EQUIPMENT	875.00	0.00	0.00	875.00	0.00	0.00	875.00
1110.2710.5255	FUEL AND LU	650.00	72.35	188.10	461.90	0.00	0.00	461.90
1110.2710.5286	MEDICARE	463.67	175.39	350.78	112.89	0.00	0.00	112.89
1110.2710.5290	PERS	4,476.80	2,576.41	5,111.50	-634.70	0.00	0.00	-634.70
1110.2710.5293	WORKERS COM	897.57	446.16	3,078.59	-2,181.02	0.00	0.00	-2,181.02
1110.2710.5294	HOSPITALIZA	3,875.00	1,273.72	4,734.36	-859.36	0.00	0.00	-859.36
Subtotal for object		228,803.90	22,838.27	45,861.32	182,942.58	4.76	0.00	182,937.82
* Dept 2710 MAYOR		228,803.90	22,838.27	45,861.32	182,942.58	4.76	0.00	182,937.82
1110.2713.5211	OTHER EMPLO	128,843.38	6,622.21	13,289.63	115,553.75	0.00	0.00	115,553.75
1110.2713.5219	INDEPENDENT	72,800.00	4,715.00	9,579.25	63,220.75	0.00	0.00	63,220.75
1110.2713.5220	TRAVEL LONG	125.00	0.00	0.00	125.00	0.00	0.00	125.00
1110.2713.5221	TRAVEL LOCA	125.00	0.00	0.00	125.00	0.00	0.00	125.00
1110.2713.5222	BOOKS & PER	98.75	0.00	0.00	98.75	0.00	0.00	98.75
1110.2713.5223	MEMBERSHIP	550.00	0.00	0.00	550.00	0.00	0.00	550.00
1110.2713.5224	TRAINING-LA	150.00	0.00	135.00	15.00	0.00	0.00	15.00

Account.....	Description	Rev combined..	Combined MTD..	Combined YTD..	Combined Unexp	Combined Enc..	Prior Excess..	Combined Unenc
1110.2713.5233	POSTAGE - L	250.00	112.68	202.13	47.87	0.00	0.00	47.87
1110.2713.5234	PROFESSIONA	30,000.00	50.00	855.00	29,145.00	0.00	0.00	29,145.00
1110.2713.5241	OFFICE SUPP	0.00	0.00	0.00	0.00	0.00	0.00	0.00
1110.2713.5242	OPERATING S	375.00	309.00	309.00	66.00	0.00	0.00	66.00
1110.2713.5243	REPAIRS & M	514.37	65.21	65.21	449.16	0.00	0.00	449.16
1110.2713.5245	LEGAL COSTS	750.00	0.00	0.00	750.00	0.00	0.00	750.00
1110.2713.5252	EQUIPMENT	148.35	0.00	0.00	148.35	0.00	0.00	148.35
1110.2713.5286	MEDICARE	427.12	93.44	187.52	239.60	0.00	0.00	239.60
1110.2713.5290	PERS	4,123.94	1,397.54	2,787.00	1,336.94	0.00	0.00	1,336.94
1110.2713.5293	WORKERS COM	750.00	424.57	2,929.61	-2,179.61	0.00	0.00	-2,179.61
1110.2713.5294	HOSPITALIZA	17,500.00	742.10	1,633.02	15,866.98	0.00	0.00	15,866.98
Subtotal for object		257,530.91	14,531.75	31,972.37	225,558.54	0.00	0.00	225,558.54
* Dept 2713 LAW DEPT		257,530.91	14,531.75	31,972.37	225,558.54	0.00	0.00	225,558.54
1110.2714.5201	AUTOMATED T	485,453.62	0.00	0.00	485,453.62	0.00	0.00	485,453.62
1110.2714.5223	COLLECTION	0.00	1,178.75	2,751.25	-2,751.25	0.00	0.00	-2,751.25
1110.2714.5224	TRAINING-CE	30,000.00	0.00	0.00	30,000.00	0.00	0.00	30,000.00
1110.2714.5230	ELECTION EX	45,999.47	0.00	0.00	45,999.47	0.00	0.00	45,999.47
1110.2714.5231	Auditor & T	20,800.64	0.00	0.00	20,800.64	0.00	0.00	20,800.64
1110.2714.5233	COUNTY HEAL	97,244.00	0.00	1,454.98	95,789.02	0.00	0.00	95,789.02
1110.2714.5234	PROFESSIONA	236,177.02	32,583.55	63,403.85	172,773.17	7,120.61	0.00	165,652.56
1110.2714.5235	PAI SERVICE	125.00	24.25	50.50	74.50	0.00	0.00	74.50
1110.2714.5236	LIABILITY I	13,773.50	0.00	0.00	13,773.50	0.00	0.00	13,773.50
1110.2714.5238	GRASS CCUTT	185,000.00	0.00	0.00	185,000.00	0.00	0.00	185,000.00
1110.2714.5239	OTHER	409,302.23	61,041.64	90,650.14	318,652.09	0.00	0.00	318,652.09
1110.2714.5240	Bank Servic	6,905.50	1,631.34	3,065.08	3,840.42	0.00	0.00	3,840.42
1110.2714.5241	OFFICE SUPP	6,481.70	237.11	237.11	6,244.59	203.50	0.00	6,041.09
1110.2714.5242	OPERATING S	20,217.84	1,305.18	2,049.07	18,168.77	603.98	0.00	17,564.79
1110.2714.5243	REPAIR & MA	20,000.00	246.00	1,386.00	18,614.00	0.00	0.00	18,614.00
1110.2714.5245	SETTLEMENTS	35,000.00	9,166.70	9,166.70	25,833.30	0.00	0.00	25,833.30
1110.2714.5246	SUITS & JUD	392,184.11	387,184.11	387,184.11	5,000.00	387,194.11	0.00	-382,194.11
1110.2714.5247	AUDIT COSTS	28,979.00	0.00	0.00	28,979.00	0.00	0.00	28,979.00
1110.2714.5252	EQUIPMENT -	5,000.00	0.00	0.00	5,000.00	0.00	0.00	5,000.00
1110.2714.5253	DATA & COMM	7,500.00	4,421.07	4,668.43	2,831.57	0.00	0.00	2,831.57
1110.2714.5274	Community Y	2,000.00	1,413.19	2,826.38	-826.38	0.00	0.00	-826.38
1110.2714.5275	REFUNDS	0.00	0.00	0.00	0.00	0.00	0.00	0.00
1110.2714.5280	ELECTRIC	7,309.91	15,297.30	15,297.30	-7,987.39	64,097.82	0.00	-72,085.21
1110.2714.5282	GAS NATURAL	11,250.00	6,493.70	12,048.21	-798.21	28,950.27	0.00	-29,748.48
1110.2714.5283	TELEPHONE	10,000.00	7.72	13.57	9,986.43	28,313.29	0.00	-18,326.86
1110.2714.5287	UNEMPLOYMEN	4,250.00	7,200.47	7,200.47	-2,950.47	0.00	0.00	-2,950.47
1110.2714.5289	GROUP INSUR	0.00	0.00	0.00	0.00	0.00	0.00	0.00
1110.2714.5292	FIRE PENSIO	0.00	0.00	0.00	0.00	0.00	0.00	0.00
1110.2714.5293	WORKMEN'S C	1,738.25	0.00	0.00	1,738.25	0.00	0.00	1,738.25
1110.2714.5294	HOSPITALIZA	465.92	404.88	827.28	-361.36	0.00	0.00	-361.36
1110.2714.5418	WATER-SEWER	4,744.02	1,114.47	1,987.50	2,756.52	11,231.22	0.00	-8,474.70
Subtotal for object		2,087,901.73	530,951.43	606,267.93	1,481,633.80	527,714.80	0.00	953,919.00
* Dept 2714 CENTRAL SERVICES		2,087,901.73	530,951.43	606,267.93	1,481,633.80	527,714.80	0.00	953,919.00
1110.2715.5211	OTHER EMPLO	0.00	0.00	0.00	0.00	0.00	0.00	0.00
1110.2715.5220	TRAVEL LONG	0.00	0.00	0.00	0.00	0.00	0.00	0.00

Account.....	Description	Rev combined..	Combined MTD..	Combined YTD..	Combined Unexp	Combined Enc..	Prior Excess..	Combined Unenc
1110.2715.5221	TRAVEL LOCA	0.00	0.00	0.00	0.00	0.00	0.00	0.00
1110.2715.5233	POSTAGE - E	0.00	0.00	0.00	0.00	0.00	0.00	0.00
1110.2715.5234	PROFESISONA	2,500.00	0.00	0.00	2,500.00	0.00	0.00	2,500.00
1110.2715.5241	OFFICE SUPP	0.00	0.00	0.00	0.00	0.00	0.00	0.00
1110.2715.5242	OPERATING S	2,500.00	0.00	0.00	2,500.00	0.00	0.00	2,500.00
1110.2715.5243	REPAIRS & M	174.23	0.00	0.00	174.23	0.00	0.00	174.23
1110.2715.5248	CLOTHING	31.13	0.00	0.00	31.13	0.00	0.00	31.13
1110.2715.5252	EQUIPMENT	152.09	0.00	0.00	152.09	0.00	0.00	152.09
1110.2715.5255	FUEL AND LU	0.00	0.00	0.00	0.00	0.00	0.00	0.00
1110.2715.5286	MEDICARE	0.00	0.00	0.00	0.00	0.00	0.00	0.00
1110.2715.5290	PERS	0.00	0.00	0.00	0.00	0.00	0.00	0.00
1110.2715.5410	SPECIAL ASS	750.00	0.00	0.00	750.00	0.00	0.00	750.00
Subtotal for object		6,107.45	0.00	0.00	6,107.45	0.00	0.00	6,107.45
* Dept 2715 ENG & BUILD DEPT		6,107.45	0.00	0.00	6,107.45	0.00	0.00	6,107.45
1110.2720.5210	COUNCILORS	5,990.40	2,000.00	4,000.00	1,990.40	0.00	0.00	1,990.40
1110.2720.5211	OTHER EMPLO	30,000.00	7,230.66	14,461.32	15,538.68	0.00	0.00	15,538.68
1110.2720.5220	TRAVEL LONG	2,500.00	0.00	0.00	2,500.00	0.00	0.00	2,500.00
1110.2720.5221	TRAVEL (LOC	900.00	0.00	0.00	900.00	0.00	0.00	900.00
1110.2720.5223	MEMBERSHIP	1,183.50	0.00	0.00	1,183.50	0.00	0.00	1,183.50
1110.2720.5233	POSTAGE - C	0.00	0.00	40.00	-40.00	0.00	0.00	-40.00
1110.2720.5234	PROFESSIONA	20,000.00	0.00	15.00	19,985.00	0.00	0.00	19,985.00
1110.2720.5235	EXPENSE ACC	2,500.00	0.00	1,075.68	1,424.32	0.00	0.00	1,424.32
1110.2720.5236	EXPENSE ACC	2,500.00	0.00	0.00	2,500.00	0.00	0.00	2,500.00
1110.2720.5237	EXPENSE ACC	2,500.00	0.00	0.00	2,500.00	0.00	0.00	2,500.00
1110.2720.5238	EXPENSE ACC	2,500.00	0.00	0.00	2,500.00	0.00	0.00	2,500.00
1110.2720.5240	EXPENSE ACC	2,500.00	0.00	0.00	2,500.00	0.00	0.00	2,500.00
1110.2720.5241	OFFICE SUPP	950.00	0.00	0.00	950.00	0.00	0.00	950.00
1110.2720.5242	OPERATING S	120.00	114.52	114.52	5.48	477.24	0.00	-471.76
1110.2720.5243	REPAIRS & M	0.00	294.72	294.72	-294.72	0.00	0.00	-294.72
1110.2720.5252	EQUIPMENT	1,625.00	0.00	0.00	1,625.00	0.00	0.00	1,625.00
1110.2720.5255	FUEL & LUBR	0.00	126.64	247.53	-247.53	0.00	0.00	-247.53
1110.2720.5257	VEHICLE REP	0.00	0.00	0.00	0.00	0.00	0.00	0.00
1110.2720.5286	MEDICARE	427.61	129.36	258.74	168.87	0.00	0.00	168.87
1110.2720.5290	PERS	4,128.69	2,078.43	3,445.51	683.18	0.00	0.00	683.18
1110.2720.5293	WORKERS COM	613.75	335.51	2,315.07	-1,701.32	0.00	0.00	-1,701.32
1110.2720.5294	HOSPITALIZA	5,000.00	2,142.89	4,605.29	394.71	0.00	0.00	394.71
Subtotal for object		85,938.95	14,452.73	30,873.38	55,065.57	477.24	0.00	54,588.33
* Dept 2720 COUNCIL		85,938.95	14,452.73	30,873.38	55,065.57	477.24	0.00	54,588.33
1110.2730.5210	JUDGE	9,474.40	2,915.20	5,830.40	3,644.00	0.00	0.00	3,644.00
1110.2730.5211	OTHER EMPLO	96,401.89	27,217.38	54,824.12	41,577.77	0.00	0.00	41,577.77
1110.2730.5220	TRAVEL LONG	0.00	0.00	0.00	0.00	0.00	0.00	0.00
1110.2730.5223	MEMBERSHIP	250.00	0.00	197.50	52.50	0.00	0.00	52.50
1110.2730.5224	TRAINING-CO	250.00	0.00	0.00	250.00	0.00	0.00	250.00
1110.2730.5233	POSTAGE EXP	3,150.00	0.00	1,350.00	1,800.00	0.00	0.00	1,800.00
1110.2730.5234	PROFESSIONA	26,873.75	7,503.90	14,529.55	12,344.20	0.00	0.00	12,344.20
1110.2730.5241	OFFICE SUPP	0.00	0.00	0.00	0.00	0.00	0.00	0.00
1110.2730.5242	OPERATING S	5,125.00	2,167.92	9,542.61	-4,417.61	524.00	0.00	-4,941.61
1110.2730.5243	REPAIRS & M	250.00	789.22	1,182.10	-932.10	0.00	0.00	-932.10

Account.....	Description	Rev combined..	Combined MTD..	Combined YTD..	Combined Unexp	Combined Enc..	Prior Excess..	Combined Unenc
1110.2730.5252	EQUIPMENT	4,702.58	0.00	655.16	4,047.42	0.00	0.00	4,047.42
1110.2730.5255	FUEL AND LU	243.75	0.00	0.00	243.75	0.00	0.00	243.75
1110.2730.5286	MEDICARE	1,352.12	413.12	831.86	520.26	0.00	0.00	520.26
1110.2730.5290	PERS	13,054.94	6,365.02	12,207.77	847.17	0.00	0.00	847.17
1110.2730.5293	WORKERS COM	3,375.50	1,443.86	9,962.82	-6,587.32	0.00	0.00	-6,587.32
1110.2730.5294	HOSPITALIZA	25,527.17	5,840.19	27,042.38	-1,515.21	0.00	0.00	-1,515.21
Subtotal for object		190,031.10	54,655.81	138,156.27	51,874.83	524.00	0.00	51,350.83
* Dept 2730 COURTS		190,031.10	54,655.81	138,156.27	51,874.83	524.00	0.00	51,350.83
1110.2740.5210	DIRECTOR	83,200.00	6,400.00	12,800.00	70,400.00	0.00	0.00	70,400.00
1110.2740.5211	OTHER EMPLO	178,440.76	10,612.24	21,352.47	157,088.29	0.00	0.00	157,088.29
1110.2740.5220	TRAVEL LONG	0.00	0.00	0.00	0.00	0.00	0.00	0.00
1110.2740.5221	TRAVEL LOCA	25.00	0.00	0.00	25.00	0.00	0.00	25.00
1110.2740.5222	BOOKS & PER	125.00	0.00	0.00	125.00	0.00	0.00	125.00
1110.2740.5223	MEMBERSHIP	250.00	65.00	65.00	185.00	0.00	0.00	185.00
1110.2740.5224	TRAINING	1,500.00	0.00	0.00	1,500.00	0.00	0.00	1,500.00
1110.2740.5233	POSTAGE - F	150.00	0.00	60.50	89.50	0.00	0.00	89.50
1110.2740.5234	PROFESSIONA	30,000.00	0.00	0.00	30,000.00	0.00	0.00	30,000.00
1110.2740.5236	BOND INSURA	80.25	0.00	0.00	80.25	0.00	0.00	80.25
1110.2740.5241	OFFICE SUPP	0.00	0.00	0.00	0.00	0.00	0.00	0.00
1110.2740.5242	OPERATING S	1,340.00	465.37	543.86	796.14	11.51	0.00	784.63
1110.2740.5243	REPAIRS & M	400.00	181.81	181.81	218.19	0.00	0.00	218.19
1110.2740.5249	AUDIT EXPEN	5,250.00	3,930.50	3,930.50	1,319.50	0.00	0.00	1,319.50
1110.2740.5252	EQUIPMENT	250.00	0.00	0.00	250.00	0.00	0.00	250.00
1110.2740.5286	MEDICARE	948.45	242.93	487.72	460.73	0.00	0.00	460.73
1110.2740.5290	PERS	9,157.43	3,590.49	6,622.11	2,535.32	0.00	0.00	2,535.32
1110.2740.5293	WORKERS COM	1,752.50	828.75	5,718.51	-3,966.01	0.00	0.00	-3,966.01
1110.2740.5294	HOSPITALIZA	4,000.00	2,080.26	3,872.32	127.68	0.00	0.00	127.68
Subtotal for object		316,869.39	28,397.35	55,634.80	261,234.59	11.51	0.00	261,223.08
* Dept 2740 FINANCE		316,869.39	28,397.35	55,634.80	261,234.59	11.51	0.00	261,223.08
1110.2760.5210	COMMISSIONE	608.40	93.60	280.80	327.60	0.00	0.00	327.60
1110.2760.5233	POSTAGE - C	75.00	0.00	25.00	50.00	0.00	0.00	50.00
1110.2760.5242	OPERATING S	0.00	0.00	0.00	0.00	0.00	0.00	0.00
1110.2760.5286	MEDICARE	8.82	1.38	4.08	4.74	0.00	0.00	4.74
1110.2760.5290	PERS	85.18	39.31	65.52	19.66	0.00	0.00	19.66
1110.2760.5293	WORKERS COM	21.76	9.11	62.84	-41.08	0.00	0.00	-41.08
Subtotal for object		799.16	143.40	438.24	360.92	0.00	0.00	360.92
* Dept 2760 CIVIL SERVICE COMM		799.16	143.40	438.24	360.92	0.00	0.00	360.92
1110.2770.5210	DIRECTOR	29,261.44	2,186.88	4,373.76	24,887.68	0.00	0.00	24,887.68
1110.2770.5234	PROFESSIONA	22,517.50	1,321.25	2,313.25	20,204.25	437.50	0.00	19,766.75
1110.2770.5242	OPERATING S	1,500.00	2,867.29	2,867.29	-1,367.29	0.00	0.00	-1,367.29
1110.2770.5252	EQUIPMENT -	7,305.87	0.00	1,107.00	6,198.87	1,437.50	1,011.37	3,750.00
1110.2770.5253	DATA & VOIC	0.00	0.00	0.00	0.00	0.00	0.00	0.00
1110.2770.5255	FUEL AND LU	0.00	0.00	0.00	0.00	0.00	0.00	0.00
1110.2770.5286	MEDICARE -	106.07	31.71	63.41	42.66	0.00	0.00	42.66
1110.2770.5290	PERS - EDP/	1,024.15	464.08	835.29	188.86	0.00	0.00	188.86

Account.....	Description	Rev combined..	Combined MTD..	Combined YTD..	Combined Unexp	Combined Enc..	Prior Excess..	Combined Unenc
1110.2770.5293	WORKERS COM	175.00	107.51	741.83	-566.83	0.00	0.00	-566.83
Subtotal for object		61,890.03	6,978.72	12,301.83	49,588.20	1,875.00	1,011.37	46,701.83
* Dept 2770 EDP/IT		61,890.03	6,978.72	12,301.83	49,588.20	1,875.00	1,011.37	46,701.83
1110.2780.5210	DIRECTOR	20,624.50	1,269.20	2,538.40	18,086.10	0.00	0.00	18,086.10
1110.2780.5211	OTHER EMPLO	27,088.00	2,400.00	4,860.00	22,228.00	0.00	0.00	22,228.00
1110.2780.5224	TRAINING -	125.00	0.00	0.00	125.00	0.00	0.00	125.00
1110.2780.5233	POSTAGE - H	125.00	0.00	100.00	25.00	0.00	0.00	25.00
1110.2780.5234	PROFESSIONA	40,000.00	0.00	0.00	40,000.00	0.00	0.00	40,000.00
1110.2780.5241	OFFICE SUPP	0.00	0.00	0.00	0.00	0.00	0.00	0.00
1110.2780.5242	OPERATING S	375.00	0.00	0.00	375.00	233.06	0.00	141.94
1110.2780.5286	MEDICARE	172.87	49.11	99.08	73.79	0.00	0.00	73.79
1110.2780.5290	PERS	1,668.26	778.93	1,645.37	22.89	0.00	0.00	22.89
1110.2780.5293	WORKERS COM	217.80	182.56	1,259.67	-1,041.87	0.00	0.00	-1,041.87
Subtotal for object		90,396.43	4,679.80	10,502.52	79,893.91	233.06	0.00	79,660.85
* Dept 2780 HUMAN RESOURCES		90,396.43	4,679.80	10,502.52	79,893.91	233.06	0.00	79,660.85
** 1110 GENERAL FUND		6,896,369.51	1,518,421.64	2,358,057.40	4,538,312.11	1,131,800.30	1,011.37	3,405,500.44
1120.2700.5277	RESERVE FIR	11,968.25	0.00	0.00	11,968.25	0.00	0.00	11,968.25
2210.2150.5234	PROFESSIONA	120,000.00	15,062.25	15,062.25	104,937.75	0.00	0.00	104,937.75
2210.2150.5242	OPERATING S	6,000.00	0.00	0.00	6,000.00	0.00	0.00	6,000.00
2210.2150.5243	REPAIRS & M	5,025.00	0.00	0.00	5,025.00	0.00	0.00	5,025.00
2210.2150.5252	EQUIPMENT	0.00	0.00	0.00	0.00	0.00	0.00	0.00
2210.2150.5281	TRAFFIC LIG	43,809.10	4,212.23	4,212.23	39,596.87	27,833.65	0.00	11,763.22
Subtotal for object		174,834.10	19,274.48	19,274.48	155,559.62	27,833.65	0.00	127,725.97
* Dept 2150 TRAFFIC CONTROL		174,834.10	19,274.48	19,274.48	155,559.62	27,833.65	0.00	127,725.97
2210.2620.5211	OTHER EMPLO	283,908.50	22,146.80	51,496.10	232,412.40	0.00	0.00	232,412.40
2210.2620.5213	OVERTIME -	22,000.00	8,849.37	10,243.85	11,756.15	0.00	0.00	11,756.15
2210.2620.5234	PROFESSIONA	20,000.00	5,503.87	5,503.87	14,496.13	6,582.50	0.00	7,913.63
2210.2620.5242	OPERATING S	200,211.68	10,766.80	31,761.73	168,449.95	799.91	0.00	167,650.04
2210.2620.5243	REPAIRS & M	15,000.00	0.00	0.00	15,000.00	0.00	0.00	15,000.00
2210.2620.5244	SMALL TOOLS	0.00	0.00	0.00	0.00	0.00	0.00	0.00
2210.2620.5252	EQUIPMENT -	10.00	0.00	0.00	10.00	0.00	0.00	10.00
2210.2620.5257	VEHICLE REP	50,000.00	37,557.20	38,606.08	11,393.92	0.00	0.00	11,393.92
2210.2620.5286	MEDICARE -	1,035.13	416.32	830.02	205.11	0.00	0.00	205.11
2210.2620.5290	PERS	9,994.33	3,641.06	6,538.34	3,455.99	0.00	0.00	3,455.99
2210.2620.5291	PICK-UP - P	4,162.84	2,321.00	4,810.30	-647.46	0.00	0.00	-647.46
2210.2620.5293	WORKERS COM	1,768.74	1,062.31	7,330.06	-5,561.32	0.00	0.00	-5,561.32
2210.2620.5294	HOSPITALIZA	13,037.64	22,325.89	29,977.75	-16,940.11	0.00	0.00	-16,940.11
Subtotal for object		621,128.86	114,590.62	187,098.10	434,030.76	7,382.41	0.00	426,648.35
* Dept 2620 PUBLIC SERVICES		621,128.86	114,590.62	187,098.10	434,030.76	7,382.41	0.00	426,648.35
** 2210 STREET FUND		795,962.96	133,865.10	206,372.58	589,590.38	35,216.06	0.00	554,374.32

Account.....	Description	Rev combined..	Combined MTD..	Combined YTD..	Combined Unexp	Combined Enc..	Prior Excess..	Combined Unenc
2212.2100.5291	POLICE PENS	12,807.20	0.00	0.00	12,807.20	0.00	0.00	12,807.20
2213.2100.5292	FIRE PENSIO	10,591.90	0.00	0.00	10,591.90	0.00	0.00	10,591.90
2215.2410.5211	OTHER EMPLO	211,798.17	7,593.51	15,642.11	196,156.06	0.00	0.00	196,156.06
2215.2410.5221	TRAVEL (LOC	75.00	0.00	0.00	75.00	0.00	0.00	75.00
2215.2410.5224	TRAINING -	5,000.00	0.00	0.00	5,000.00	0.00	0.00	5,000.00
2215.2410.5234	PROFESSIONA	20,000.00	0.00	0.00	20,000.00	0.00	0.00	20,000.00
2215.2410.5241	OFFICE SUPP	0.00	0.00	0.00	0.00	0.00	0.00	0.00
2215.2410.5242	OPERATING S	3,750.00	1,322.47	1,343.35	2,406.65	0.00	0.00	2,406.65
2215.2410.5243	REPAIRS & M	750.00	164.38	284.24	465.76	0.00	0.00	465.76
2215.2410.5255	FUEL AND LU	750.00	0.00	0.00	750.00	0.00	0.00	750.00
2215.2410.5286	MEDICARE -	720.23	107.68	221.96	498.27	0.00	0.00	498.27
2215.2410.5290	PERS - HOUS	6,889.17	1,608.80	2,925.98	3,963.19	0.00	0.00	3,963.19
2215.2410.5293	WORKERS COM	750.00	363.72	2,509.71	-1,759.71	0.00	0.00	-1,759.71
2215.2410.5294	HOSPITILIZA	0.00	884.13	2,466.58	-2,466.58	0.00	0.00	-2,466.58
Subtotal for object		250,482.57	12,044.69	25,393.93	225,088.64	0.00	0.00	225,088.64
* Dept 2410 HOUSING DEPT		250,482.57	12,044.69	25,393.93	225,088.64	0.00	0.00	225,088.64
** 2215 RENTAL REGISTRATION		250,482.57	12,044.69	25,393.93	225,088.64	0.00	0.00	225,088.64
2230.2120.5211	FULL TIME P	121,061.78	36,385.26	72,739.36	48,322.42	0.00	0.00	48,322.42
2230.2120.5233	POSTAGE - F	164.75	0.00	71.35	93.40	0.00	0.00	93.40
2230.2120.5234	PROFESSIONA	50,904.45	9,831.87	9,831.87	41,072.58	250.00	0.00	40,822.58
2230.2120.5242	OPERATING S	1,250.00	0.00	0.00	1,250.00	0.00	0.00	1,250.00
2230.2120.5243	REPAIR & MA	6,289.68	0.00	0.00	6,289.68	0.00	0.00	6,289.68
2230.2120.5248	CLOTHING	1,650.00	0.00	0.00	1,650.00	0.00	0.00	1,650.00
2230.2120.5252	EQUIPMENT(I	4,921.35	0.00	0.00	4,921.35	0.00	0.00	4,921.35
2230.2120.5254	TIRES AND R	1,250.00	0.00	0.00	1,250.00	0.00	0.00	1,250.00
2230.2120.5255	FUEL AND LU	5,515.98	1,310.54	2,841.09	2,674.89	0.00	0.00	2,674.89
2230.2120.5256	REPAIR PART	500.00	0.00	0.00	500.00	0.00	0.00	500.00
2230.2120.5257	VEHICLE RE	6,785.63	0.00	0.00	6,785.63	4,285.63	0.00	2,500.00
2230.2120.5286	MEDICARE	1,755.40	484.04	967.67	787.73	0.00	0.00	787.73
2230.2120.5292	FIRE PENSIO	27,536.14	25,391.20	25,391.20	2,144.94	0.00	0.00	2,144.94
2230.2120.5293	WORKERS COM	3,750.01	2,504.58	13,182.60	-9,432.59	0.00	0.00	-9,432.59
2230.2120.5294	HOSPITILIZA	8,750.00	7,493.83	27,117.73	-18,367.73	0.00	0.00	-18,367.73
Subtotal for object		242,085.17	83,401.32	152,142.87	89,942.30	4,535.63	0.00	85,406.67
* Dept 2120 FIRE DEPT		242,085.17	83,401.32	152,142.87	89,942.30	4,535.63	0.00	85,406.67
** 2230 EC-EMS		242,085.17	83,401.32	152,142.87	89,942.30	4,535.63	0.00	85,406.67
2231.2120.5252	EQUIPMENT	174,569.67	0.00	0.00	174,569.67	0.00	0.00	174,569.67
2231.2121.5212	REGULAR FIR	19,173.84	14,883.60	29,932.80	-10,758.96	0.00	0.00	-10,758.96
2231.2121.5248	CLOTHING -	7,500.00	0.00	0.00	7,500.00	0.00	0.00	7,500.00
2231.2121.5286	MEDICARE -	278.02	211.60	426.17	-148.15	0.00	0.00	-148.15
2231.2121.5292	FIRE PENSIO	4,601.72	9,640.11	9,640.11	-5,038.39	0.00	0.00	-5,038.39
2231.2121.5293	WORKERS COM	10,000.00	0.00	4,099.35	5,900.65	0.00	0.00	5,900.65
2231.2121.5294	HOSPITILIZA	15,000.00	3,719.83	6,092.89	8,907.11	0.00	0.00	8,907.11

Account.....	Description	Rev combined..	Combined MTD..	Combined YTD..	Combined Unexp	Combined Enc..	Prior Excess..	Combined Unenc
Subtotal for object		56,553.58	28,455.14	50,191.32	6,362.26	0.00	0.00	6,362.26
* Dept 2121 SAFER GRANT		56,553.58	28,455.14	50,191.32	6,362.26	0.00	0.00	6,362.26
2231.2122.5212	REGULAR FIR	91,642.61	20,598.80	42,545.47	49,097.14	0.00	0.00	49,097.14
2231.2122.5248	CLOTHING	2,100.00	0.00	0.00	2,100.00	0.00	0.00	2,100.00
2231.2122.5286	MEDICARE	1,328.82	293.91	607.34	721.48	0.00	0.00	721.48
2231.2122.5292	FIRE PENSIO	21,694.03	14,601.78	14,601.78	7,092.25	0.00	0.00	7,092.25
2231.2122.5293	WORKERS COM	5,000.00	1,072.40	7,399.68	-2,399.68	0.00	0.00	-2,399.68
2231.2122.5294	HOSPITILIZA	5,000.00	1,111.60	3,436.71	1,563.29	0.00	0.00	1,563.29
Subtotal for object		126,765.46	37,678.49	68,590.98	58,174.48	0.00	0.00	58,174.48
* Dept 2122		126,765.46	37,678.49	68,590.98	58,174.48	0.00	0.00	58,174.48
** 2231 FEMA GRANT FIRE		357,888.71	66,133.63	118,782.30	239,106.41	0.00	0.00	239,106.41
2241.2110.5212	REGULAR POL	0.00	0.00	0.00	0.00	0.00	0.00	0.00
2241.2110.5242	OPERATING S	0.00	0.00	0.00	0.00	0.00	0.00	0.00
2241.2110.5286	MEDICARE -	0.00	0.00	0.00	0.00	0.00	0.00	0.00
2241.2110.5291	POLICE PENS	0.00	0.00	0.00	0.00	0.00	0.00	0.00
2241.2110.5293	WORKERS COM	0.00	0.00	0.00	0.00	0.00	0.00	0.00
Subtotal for object		0.00	0.00	0.00	0.00	0.00	0.00	0.00
* Dept 2110 POLICE DEPT		0.00	0.00	0.00	0.00	0.00	0.00	0.00
2241.2120.5212	REGULAR FIR	0.00	0.00	0.00	0.00	0.00	0.00	0.00
2241.2120.5242	OPERATING S	0.00	0.00	0.00	0.00	0.00	0.00	0.00
2241.2120.5286	MEDICARE -	0.00	0.00	0.00	0.00	0.00	0.00	0.00
2241.2120.5292	FIRE PENSIO	0.00	0.00	0.00	0.00	0.00	0.00	0.00
2241.2120.5293	WORKERS COM	0.00	0.00	0.00	0.00	0.00	0.00	0.00
Subtotal for object		0.00	0.00	0.00	0.00	0.00	0.00	0.00
* Dept 2120 FIRE DEPT		0.00	0.00	0.00	0.00	0.00	0.00	0.00
2241.2351.5211	OTHER EMPLO	0.00	0.00	0.00	0.00	0.00	0.00	0.00
2241.2351.5234	PROFESSIONA	0.00	0.00	0.00	0.00	0.00	0.00	0.00
2241.2351.5242	OPERATING S	5,699.00	0.00	839.00	4,860.00	12,650.00	0.00	-7,790.00
2241.2351.5286	MEDICARE -	0.00	0.00	0.00	0.00	0.00	0.00	0.00
2241.2351.5290	PERS - CARE	0.00	0.00	0.00	0.00	0.00	0.00	0.00
Subtotal for object		5,699.00	0.00	839.00	4,860.00	12,650.00	0.00	-7,790.00
* Dept 2351 CARES ACT RELIEF		5,699.00	0.00	839.00	4,860.00	12,650.00	0.00	-7,790.00
** 2241 CORONAVIRUS RELIEF		5,699.00	0.00	839.00	4,860.00	12,650.00	0.00	-7,790.00
2255.2730.5234	PROFESSIONA	4,647.50	756.00	5,159.91	-512.41	0.00	0.00	-512.41
2255.2730.5239	OTHER	7,852.50	1,909.22	1,909.22	5,943.28	0.00	0.00	5,943.28
Subtotal for object		12,500.00	2,665.22	7,069.13	5,430.87	0.00	0.00	5,430.87

Account.....	Description	Rev	combined..	Combined MTD..	Combined YTD..	Combined Unexp	Combined Enc..	Prior Excess..	Combined Unenc
* Dept 2730	COURTS	12,500.00	2,665.22	7,069.13	5,430.87	0.00	0.00	0.00	5,430.87
** 2255	SPECIAL PROJECTS COURT	12,500.00	2,665.22	7,069.13	5,430.87	0.00	0.00	0.00	5,430.87
2260.2350.5233	CLEVELAND T	250.00	0.00	0.00	250.00	250.00	0.00	0.00	0.00
2260.2350.5246	E. C. YOUTH	0.00	0.00	0.00	0.00	0.00	0.00	0.00	0.00
2260.2350.5247	POLICE ATHL	0.00	0.00	0.00	0.00	0.00	0.00	0.00	0.00
Subtotal for object		250.00	0.00	0.00	250.00	250.00	0.00	0.00	0.00
* Dept 2350	HSB OLDER AMERICAN	250.00	0.00	0.00	250.00	250.00	0.00	0.00	0.00
2260.2351.5236	ADMINISTRAT	0.00	645.99	645.99	-645.99	0.00	0.00	0.00	-645.99
2260.2351.5237	RENTAL ASSI	0.00	0.00	0.00	0.00	0.00	0.00	0.00	0.00
2260.2351.5238	MLK RENOVAT	0.00	482.56	482.56	-482.56	0.00	0.00	0.00	-482.56
2260.2351.5239	FOOD DISTRI	0.00	0.00	0.00	0.00	0.00	0.00	0.00	0.00
2260.2351.5240	ECONOMIC DE	0.00	0.00	0.00	0.00	0.00	0.00	0.00	0.00
Subtotal for object		0.00	1,128.55	1,128.55	-1,128.55	0.00	0.00	0.00	-1,128.55
* Dept 2351	CARES ACT RELIEF	0.00	1,128.55	1,128.55	-1,128.55	0.00	0.00	0.00	-1,128.55
2260.2410.5303	HOUSING PAI	28,675.00	0.00	0.00	28,675.00	0.00	0.00	0.00	28,675.00
2260.2410.5304	LEAD ABATEM	21,220.75	0.00	0.00	21,220.75	0.00	0.00	0.00	21,220.75
2260.2410.5310	EMERGENCY R	43,206.25	0.00	0.00	43,206.25	0.00	0.00	0.00	43,206.25
Subtotal for object		93,102.00	0.00	0.00	93,102.00	0.00	0.00	0.00	93,102.00
* Dept 2410	HOUSING DEPT	93,102.00	0.00	0.00	93,102.00	0.00	0.00	0.00	93,102.00
2260.2420.5210	DIRECTOR -	28,995.26	2,944.12	5,888.24	23,107.02	0.00	0.00	0.00	23,107.02
2260.2420.5211	OTHER EMPLO	82,255.76	7,125.83	14,196.53	68,059.23	0.00	0.00	0.00	68,059.23
2260.2420.5220	TRAVEL LONG	827.25	0.00	0.00	827.25	0.00	0.00	0.00	827.25
2260.2420.5221	TRAVEL LOCA	240.07	0.00	0.00	240.07	0.00	0.00	0.00	240.07
2260.2420.5223	MEMBERSHIP	882.50	0.00	0.00	882.50	0.00	0.00	0.00	882.50
2260.2420.5224	TRAINING -	316.25	0.00	0.00	316.25	0.00	0.00	0.00	316.25
2260.2420.5232	COMMUNICATI	834.08	515.84	515.84	318.24	0.00	0.00	0.00	318.24
2260.2420.5234	PROFESSIONA	14,500.00	0.00	0.00	14,500.00	0.00	0.00	0.00	14,500.00
2260.2420.5241	OFFICE SUPP	0.00	0.00	0.00	0.00	0.00	0.00	0.00	0.00
2260.2420.5242	OPERATING S	500.00	0.00	0.00	500.00	963.61	0.00	0.00	-463.61
2260.2420.5252	EQUIPMENT -	909.74	0.00	0.00	909.74	0.00	0.00	0.00	909.74
2260.2420.5286	MEDICARE -	397.92	140.94	281.07	116.85	0.00	0.00	0.00	116.85
2260.2420.5290	PERS - ADMI	3,841.98	2,110.87	4,049.53	-207.55	0.00	0.00	0.00	-207.55
2260.2420.5293	WORKMEN'S C	1,051.37	495.67	3,420.21	-2,368.84	0.00	0.00	0.00	-2,368.84
2260.2420.5294	HOSPITALIZA	6,728.03	1,407.15	5,887.85	840.18	0.00	0.00	0.00	840.18
2260.2420.5350	CAPITAL LEA	0.00	0.00	0.00	0.00	0.00	0.00	0.00	0.00
Subtotal for object		142,280.21	14,740.42	34,239.27	108,040.94	963.61	0.00	0.00	107,077.33
* Dept 2420	ADMIN	142,280.21	14,740.42	34,239.27	108,040.94	963.61	0.00	0.00	107,077.33
2260.2620.5000	ADVANCES OU	4,875.00	0.00	0.00	4,875.00	0.00	0.00	0.00	4,875.00
2260.2620.5235	DEMOLITION	35,875.00	0.00	0.00	35,875.00	5,875.00	0.00	0.00	30,000.00

Account.....	Description	Rev combined..	Combined MTD..	Combined YTD..	Combined Unexp	Combined Enc..	Prior Excess..	Combined Unenc
2260.2620.5237	PARKS DEVEL	25,000.00	0.00	0.00	25,000.00	0.00	0.00	25,000.00
2260.2620.5239	STREET RESU	160,540.84	0.00	0.00	160,540.84	52,847.84	0.00	107,693.00
2260.2620.5290	PERS - PUBL	0.00	0.00	0.00	0.00	0.00	0.00	0.00
Subtotal for object		226,290.84	0.00	0.00	226,290.84	58,722.84	0.00	167,568.00
* Dept 2620 PUBLIC SERVICES		226,290.84	0.00	0.00	226,290.84	58,722.84	0.00	167,568.00
** 2260 COMMUNITY DEVELOPMENT FU461,923.05			15,868.97	35,367.82	426,555.23	59,936.45	0.00	366,618.78
2262.2260.5239	STREET IMPR	21,306.35	0.00	0.00	21,306.35	0.00	0.00	21,306.35
2269.2730.5234	PROFESSIONA	1,669.51	0.00	547.76	1,121.75	0.00	0.00	1,121.75
2269.2730.5239	OTHER	3,620.00	0.00	0.00	3,620.00	0.00	0.00	3,620.00
2269.2730.5241	OFFICE SUPP	382.95	0.00	0.00	382.95	0.00	0.00	382.95
2269.2730.5242	OPERATING S	1,250.00	417.84	837.78	412.22	0.00	0.00	412.22
2269.2730.5243	REPAIRS & M	1,495.26	0.00	0.00	1,495.26	0.00	0.00	1,495.26
2269.2730.5252	EQUIPMENT -	2,054.47	697.43	697.43	1,357.04	0.00	0.00	1,357.04
2269.2730.5253	DATA & VOIC	0.00	0.00	0.00	0.00	0.00	0.00	0.00
Subtotal for object		10,472.19	1,115.27	2,082.97	8,389.22	0.00	0.00	8,389.22
* Dept 2730 COURTS		10,472.19	1,115.27	2,082.97	8,389.22	0.00	0.00	8,389.22
** 2269 COMPUTER LEGALIZE FEES		10,472.19	1,115.27	2,082.97	8,389.22	0.00	0.00	8,389.22
2275.2265.5210	DIRECTOR	12,480.00	3,840.00	7,680.00	4,800.00	0.00	0.00	4,800.00
2275.2265.5219	INDEPENDENT	6,175.00	1,900.00	3,800.00	2,375.00	0.00	0.00	2,375.00
2275.2265.5220	TRAVEL (LON	0.00	0.00	0.00	0.00	0.00	0.00	0.00
2275.2265.5234	PROFESSIONA	2,470.00	760.00	1,520.00	950.00	0.00	0.00	950.00
2275.2265.5239	OTHER	1,266.54	0.00	1,590.72	-324.18	0.00	0.00	-324.18
2275.2265.5241	OFFICE SUPP	0.00	79.99	79.99	-79.99	0.00	0.00	-79.99
2275.2265.5242	OPERATING S	250.07	0.00	0.00	250.07	0.00	0.00	250.07
2275.2265.5243	REPAIRS & M	141.82	32.92	32.92	108.90	0.00	0.00	108.90
2275.2265.5270	RENT	3,545.31	0.00	3,545.31	0.00	0.00	0.00	0.00
2275.2265.5283	TELEPHONE	1,456.00	334.65	664.80	791.20	3,297.00	0.00	-2,505.80
Subtotal for object		27,784.74	6,947.56	18,913.74	8,871.00	3,297.00	0.00	5,574.00
* Dept 2265 DOMESTIC VIOLENCE		27,784.74	6,947.56	18,913.74	8,871.00	3,297.00	0.00	5,574.00
** 2275 VOCA		27,784.74	6,947.56	18,913.74	8,871.00	3,297.00	0.00	5,574.00
2279.2110.5212	REGULAR POL	27,033.30	0.00	0.00	27,033.30	0.00	0.00	27,033.30
2279.2110.5286	MEDICARE	390.87	0.00	0.00	390.87	0.00	0.00	390.87
2279.2110.5291	POLICE PENS	5,271.49	0.00	0.00	5,271.49	0.00	0.00	5,271.49
2279.2110.5293	WORKERS COM	250.00	0.00	0.00	250.00	0.00	0.00	250.00
2279.2110.5294	HOSPITALIZA	1,250.00	0.00	0.00	1,250.00	0.00	0.00	1,250.00
Subtotal for object		34,195.66	0.00	0.00	34,195.66	0.00	0.00	34,195.66
* Dept 2110 POLICE DEPT		34,195.66	0.00	0.00	34,195.66	0.00	0.00	34,195.66
** 2279 COPS GRANT		34,195.66	0.00	0.00	34,195.66	0.00	0.00	34,195.66

Account.....	Description	Rev combined..	Combined MTD..	Combined YTD..	Combined Unexp	Combined Enc..	Prior Excess..	Combined Unenc
2280.2110.5212	REGULAR POL	0.00	0.00	0.00	0.00	0.00	0.00	0.00
2280.2110.5234	PROFESSIONA	0.00	0.00	0.00	0.00	0.00	0.00	0.00
2280.2110.5242	OPERATING S	0.00	0.00	0.00	0.00	0.00	0.00	0.00
2280.2110.5252	EQUIPMENT	0.00	0.00	0.00	0.00	0.00	0.00	0.00
2280.2110.5286	MEDICARE -	0.00	0.00	0.00	0.00	0.00	0.00	0.00
2280.2110.5291	POLICE PENS	0.00	0.00	0.00	0.00	0.00	0.00	0.00
2280.2110.5293	WORKERS COM	0.00	0.00	0.00	0.00	0.00	0.00	0.00
Subtotal for object		0.00	0.00	0.00	0.00	0.00	0.00	0.00
* Dept 2110 POLICE DEPT		0.00	0.00	0.00	0.00	0.00	0.00	0.00
** 2280 DOJ CESF		0.00	0.00	0.00	0.00	0.00	0.00	0.00
2281.2110.5212	REGULAR POL	0.00	0.00	0.00	0.00	0.00	0.00	0.00
2281.2110.5242	OPERATING S	0.00	0.00	0.00	0.00	0.00	0.00	0.00
2281.2110.5286	MEDICARE	0.00	0.00	0.00	0.00	0.00	0.00	0.00
2281.2110.5291	POLICE PENS	0.00	0.00	0.00	0.00	0.00	0.00	0.00
2281.2110.5293	WORKERS COM	0.00	0.00	0.00	0.00	0.00	0.00	0.00
Subtotal for object		0.00	0.00	0.00	0.00	0.00	0.00	0.00
* Dept 2110 POLICE DEPT		0.00	0.00	0.00	0.00	0.00	0.00	0.00
** 2281 OCJS CESF (STATE)		0.00	0.00	0.00	0.00	0.00	0.00	0.00
2285.2730.5220	TRAVEL LONG	70.00	0.00	0.00	70.00	0.00	0.00	70.00
2285.2730.5221	TRAVEL (LOC	157.00	95.00	95.00	62.00	0.00	0.00	62.00
2285.2730.5223	MEMBERSHIPS	75.00	0.00	0.00	75.00	0.00	0.00	75.00
2285.2730.5224	TRAINING	175.00	0.00	0.00	175.00	0.00	0.00	175.00
2285.2730.5234	PROFESSIONA	7,500.00	3,591.83	5,588.63	1,911.37	0.00	0.00	1,911.37
Subtotal for object		7,977.00	3,686.83	5,683.63	2,293.37	0.00	0.00	2,293.37
* Dept 2730 COURTS		7,977.00	3,686.83	5,683.63	2,293.37	0.00	0.00	2,293.37
** 2285 CITY PROBATION SERVICES FU		7,977.00	3,686.83	5,683.63	2,293.37	0.00	0.00	2,293.37
2289.2260.5210	PROGRAM MGR	19,716.74	802.94	1,605.88	18,110.86	0.00	0.00	18,110.86
2289.2260.5211	ADMIN	28,288.00	1,081.20	2,223.60	26,064.40	0.00	0.00	26,064.40
2289.2260.5224	TRAINING	500.00	0.00	0.00	500.00	0.00	0.00	500.00
2289.2260.5234	PROFESSIONA	225.00	0.00	0.00	225.00	0.00	0.00	225.00
2289.2260.5286	MEDICARE -	174.02	27.31	55.52	118.50	0.00	0.00	118.50
2289.2260.5290	PERS - CDBG	1,680.17	399.03	792.01	888.16	0.00	0.00	888.16
2289.2260.5293	WORKERS COM	125.00	105.44	727.54	-602.54	0.00	0.00	-602.54
2289.2260.5294	HOSPITALIZA	375.00	60.71	144.33	230.67	0.00	0.00	230.67
2289.2260.5304	HOME OWNER/	38,448.50	0.00	0.00	38,448.50	0.00	0.00	38,448.50
Subtotal for object		89,532.43	2,476.63	5,548.88	83,983.55	0.00	0.00	83,983.55
* Dept 2260 COMMUNITY DEVELOPMENT		89,532.43	2,476.63	5,548.88	83,983.55	0.00	0.00	83,983.55
** 2289 HOME - PROGRAM 99		89,532.43	2,476.63	5,548.88	83,983.55	0.00	0.00	83,983.55

Account.....	Description	Rev combined..	Combined MTD..	Combined YTD..	Combined Unexp	Combined Enc..	Prior Excess..	Combined Unenc
2290.2110.5242	OPERATING S	3,558.00	0.00	0.00	3,558.00	0.00	0.00	3,558.00
2296.2110.5212	REGULAR POL	0.00	0.00	0.00	0.00	0.00	0.00	0.00
2296.2110.5286	MEDICARE -	0.00	0.00	0.00	0.00	0.00	0.00	0.00
2296.2110.5291	POLICE PENS	0.00	0.00	0.00	0.00	0.00	0.00	0.00
2296.2110.5293	WORKERS COM	0.00	0.00	0.00	0.00	0.00	0.00	0.00
2296.2110.5294	HOSPITILIZA	0.00	0.00	101.41	-101.41	0.00	0.00	-101.41
Subtotal for object		0.00	0.00	101.41	-101.41	0.00	0.00	-101.41
* Dept 2110 POLICE DEPT		0.00	0.00	101.41	-101.41	0.00	0.00	-101.41
2296.2111.5212	REGULAR POL	19,539.31	6,765.73	13,919.71	5,619.60	0.00	0.00	5,619.60
2296.2111.5286	MEDICARE	283.32	93.12	191.87	91.45	0.00	0.00	91.45
2296.2111.5291	POLICE PENS	3,810.17	3,765.26	3,765.26	44.91	0.00	0.00	44.91
2296.2111.5293	WORKERS COM	500.00	347.64	2,398.82	-1,898.82	0.00	0.00	-1,898.82
2296.2111.5294	HOSPITILIZA	4,250.00	1,610.99	3,182.90	1,067.10	0.00	0.00	1,067.10
Subtotal for object		28,382.80	12,582.74	23,458.56	4,924.24	0.00	0.00	4,924.24
* Dept 2111		28,382.80	12,582.74	23,458.56	4,924.24	0.00	0.00	4,924.24
** 2296 SCHOOL RESOURCE OFFICERS		28,382.80	12,582.74	23,559.97	4,822.83	0.00	0.00	4,822.83
2298.2110.5239	OTHER - POL	6,250.00	55.95	106.90	6,143.10	0.00	0.00	6,143.10
2298.2110.5242	OPERATING S	6,250.00	168.57	378.62	5,871.38	0.00	0.00	5,871.38
Subtotal for object		12,500.00	224.52	485.52	12,014.48	0.00	0.00	12,014.48
* Dept 2110 POLICE DEPT		12,500.00	224.52	485.52	12,014.48	0.00	0.00	12,014.48
** 2298 LAW ENFORCEMENT TRUST		12,500.00	224.52	485.52	12,014.48	0.00	0.00	12,014.48
3310.2800.5421	DEBTINTERES	0.00	0.00	48,738.57	-48,738.57	0.00	0.00	-48,738.57
4415.2110.5252	POLICE VEHI	139,921.68	49,680.00	49,680.00	90,241.68	24,929.00	0.00	65,312.68
4415.2130.5252	STREET LIGH	27,675.51	4,500.00	7,950.00	19,725.51	0.00	0.00	19,725.51
4415.2542.5234	PROFESSIONA	90,569.56	21,834.67	21,834.67	68,734.89	0.00	0.00	68,734.89
4415.2542.5251	SERVICE DEP	135,467.31	0.00	0.00	135,467.31	70,572.08	0.00	64,895.23
4415.2542.5252	TRUCKS AND	32,537.00	46,815.00	46,815.00	-14,278.00	32,537.00	0.00	-46,815.00
4415.2542.5253	CAPITAL IMP	22,071.78	0.00	0.00	22,071.78	0.00	0.00	22,071.78
4415.2542.5350	CAPITAL LEA	0.00	0.00	15,591.53	-15,591.53	0.00	0.00	-15,591.53
4415.2542.5351	CAPITAL LEA	0.00	0.00	3,917.46	-3,917.46	0.00	0.00	-3,917.46
Subtotal for object		280,645.65	68,649.67	88,158.66	192,486.99	103,109.08	0.00	89,377.91
* Dept 2542		280,645.65	68,649.67	88,158.66	192,486.99	103,109.08	0.00	89,377.91
4415.2700.5253	CAPITAL IMP	165,427.65	64,592.28	131,982.68	33,444.97	211,658.45	0.00	-178,213.48
** 4415 PERMANENT IMPROVEMENT FU613,670.49		165,427.65	64,592.28	131,982.68	33,444.97	211,658.45	0.00	-178,213.48
** 4415 PERMANENT IMPROVEMENT FU613,670.49		165,427.65	187,421.95	277,771.34	335,899.15	339,696.53	0.00	-3,797.38

Account.....	Description	Rev combined..	Combined MTD..	Combined YTD..	Combined Unexp	Combined Enc..	Prior Excess..	Combined Unenc
7721.2900.5412	MISCELLANEO	748.83	0.00	0.00	748.83	0.00	0.00	748.83
7721.2900.5484	Kufner's Sh	0.00	0.00	0.00	0.00	0.00	0.00	0.00
Subtotal for object		748.83	0.00	0.00	748.83	0.00	0.00	748.83
* Dept 2900 MEDICARE		748.83	0.00	0.00	748.83	0.00	0.00	748.83
** 7721 MISCELLANEOUS DEPOSITS		748.83	0.00	0.00	748.83	0.00	0.00	748.83
7734.2900.5401	AFSCME DUES	784.27	401.20	601.80	182.47	0.00	0.00	182.47
7734.2900.5404	FIRE HOUSE	548.54	122.50	252.50	296.04	0.00	0.00	296.04
7734.2900.5405	FIRE UNION	5,635.42	1,600.00	3,250.00	2,385.42	0.00	0.00	2,385.42
7734.2900.5406	FOP-OLC	434.22	0.00	0.00	434.22	0.00	0.00	434.22
7734.2900.5407	FOP-L39	5,602.50	1,260.15	2,520.30	3,082.20	0.00	0.00	3,082.20
7734.2900.5408	LEGAL SHIEL	493.78	136.22	272.44	221.34	0.00	0.00	221.34
7734.2900.5410	OML INSUR	203.92	19.36	38.72	165.20	0.00	0.00	165.20
7734.2900.5411	COLONIAL LI	11,460.57	1,849.04	3,705.53	7,755.04	0.00	0.00	7,755.04
7734.2900.5412	POLICE & FI	12,500.00	4,692.75	9,055.58	3,444.42	0.00	0.00	3,444.42
7734.2900.5413	SEIU DUES	31.59	0.00	0.00	31.59	0.00	0.00	31.59
7734.2900.5416	AFLAC	4,558.79	727.20	1,454.40	3,104.39	0.00	0.00	3,104.39
7734.2900.5417	OverPayment	4,644.95	0.00	0.00	4,644.95	0.00	0.00	4,644.95
7734.2900.5418	OPED	48,344.16	13,300.00	26,555.00	21,789.16	0.00	0.00	21,789.16
7734.2900.5419	OPERS-EMPLO	53,287.82	22,942.90	42,860.71	10,427.11	0.00	0.00	10,427.11
7734.2900.5420	OP&F-EMPLOY	106,518.51	119,058.88	119,058.88	-12,540.37	0.00	0.00	-12,540.37
Subtotal for object		255,049.04	166,110.20	209,625.86	45,423.18	0.00	0.00	45,423.18
* Dept 2900 MEDICARE		255,049.04	166,110.20	209,625.86	45,423.18	0.00	0.00	45,423.18
** 7734 EMPLOYEE WITHHOLDINGS		255,049.04	166,110.20	209,625.86	45,423.18	0.00	0.00	45,423.18
7735.2714.5234	PROFESSIONA	73,759.95	31,475.68	95,391.31	-21,631.36	0.00	0.00	-21,631.36
7735.2714.5294	Medical Cla	250,000.00	77,788.57	158,219.02	91,780.98	0.00	0.00	91,780.98
Subtotal for object		323,759.95	109,264.25	253,610.33	70,149.62	0.00	0.00	70,149.62
* Dept 2714 CENTRAL SERVICES		323,759.95	109,264.25	253,610.33	70,149.62	0.00	0.00	70,149.62
** 7735 Self Insured Healthcare		323,759.95	109,264.25	253,610.33	70,149.62	0.00	0.00	70,149.62
***		10,487,215.80	2,322,230.52	3,750,045.84	6,737,169.96	1,587,131.97	1,011.37	5,149,026.62

The City of East Cleveland

Encumber By
Account and Fund

For Period Ending
2/28/2021

Source of Information
Finance Department
Financial Management System

Vend#	Name	Po / Vch	---Date---	Account	Project	Balance	Orig Encumbr
07412	LEWIS EXTERMINATING	RG176890	01-13-2021	1110.2110.5228		1,250.00	1,500.00
	PRISONER CARE/HYGIENE			1110.2110.5228		<u>1,250.00</u>	<u>1,500.00</u>
03556	WESTERN RESERVE COMMUNICATIONS	RG176964	01-27-2021	1110.2110.5232		8,665.00	8,665.00
	COMMUNICATIONS			1110.2110.5232		<u>8,665.00</u>	<u>8,665.00</u>
07850	JB I PAINTING & POWERWASHING	RG176561	11-12-2020	1110.2110.5234		10,280.00	10,280.00
07997	CI Technologies	RG177053	02-10-2021	1110.2110.5234		5,700.00	5,700.00
07242	LAKE ERIE GRAPHICS INC	RG177120	02-25-2021	1110.2110.5234		11,657.00	11,657.00
	PROFESSIONAL SERVICES			1110.2110.5234		<u>27,637.00</u>	<u>27,637.00</u>
07888	AMAZON CAPITAL SERVICES	RG176150	08-20-2020	1110.2110.5242		88.20	88.20
07888	AMAZON CAPITAL SERVICES	RG176151	08-20-2020	1110.2110.5242		405.77	405.77
01432	Staples Business Advantage	RG177122	02-25-2021	1110.2110.5242		328.00	328.00
	OPERATING SUPPLIES			1110.2110.5242		<u>821.97</u>	<u>821.97</u>
07935	AUDIO VISUAL INNOVATIONS, INC	RG177097	02-23-2021	1110.2110.5252		3,375.00	3,375.00
07935	AUDIO VISUAL INNOVATIONS, INC	RG177097	02-23-2021	1110.2110.5252		1,485.00	1,485.00
	EQUIPMENT			1110.2110.5252		<u>4,860.00</u>	<u>4,860.00</u>
05806	FIRESTONE COMPLETE AUTOCARE	RG177088	02-19-2021	1110.2110.5254		8,000.00	8,000.00
	TIRES			1110.2110.5254		<u>8,000.00</u>	<u>8,000.00</u>
05806	FIRESTONE COMPLETE AUTOCARE	RG175340	02-25-2020	1110.2110.5256		13.71	8,000.00
07291	OREILLY AUTO PARTS	RG176924	01-21-2021	1110.2110.5256		0.51	25.71
07291	OREILLY AUTO PARTS	RG176959	01-27-2021	1110.2110.5256		0.96	48.20
07291	OREILLY AUTO PARTS	RG176970	01-27-2021	1110.2110.5256		6.20	388.84
07291	OREILLY AUTO PARTS	RG176998	02-02-2021	1110.2110.5256		122.55	418.99
07291	OREILLY AUTO PARTS	RG177089	02-19-2021	1110.2110.5256		2.19	109.26
07291	OREILLY AUTO PARTS	RG177110	02-25-2021	1110.2110.5256		64.93	64.93
07291	OREILLY AUTO PARTS	RG177125	02-25-2021	1110.2110.5256		188.22	188.22
07291	OREILLY AUTO PARTS	RG177129	02-25-2021	1110.2110.5256		312.72	312.72
07291	OREILLY AUTO PARTS	RG177135	02-25-2021	1110.2110.5256		119.99	119.99
07291	OREILLY AUTO PARTS	RG177136	02-25-2021	1110.2110.5256		474.42	474.42
07291	OREILLY AUTO PARTS	RG177137	02-25-2021	1110.2110.5256		39.66	39.66
07291	OREILLY AUTO PARTS	RG177138	02-25-2021	1110.2110.5256		79.32	79.32
07291	OREILLY AUTO PARTS	RG177141	02-25-2021	1110.2110.5256		131.06	131.06
	REPAIR PARTS - POLICE			1110.2110.5256		<u>1,556.44</u>	<u>10,401.32</u>
07850	JB I PAINTING & POWERWASHING	RG176562	11-12-2020	1110.2120.5234		2,450.00	2,450.00
07850	JB I PAINTING & POWERWASHING	RG176569	11-12-2020	1110.2120.5234		4,145.00	4,145.00
07412	LEWIS EXTERMINATING	RG176890	01-13-2021	1110.2120.5234		2,000.00	2,400.00
07412	LEWIS EXTERMINATING	RG176890	01-13-2021	1110.2120.5234		1,250.00	1,500.00
	PROFESSIONAL SERVICES			1110.2120.5234		<u>9,845.00</u>	<u>10,495.00</u>

Vend#	Name	Po / Vch	---Date---	Account	Project	Balance	Orig Encumbr
01438	GREAT LAKES OIL CO.	RG176589	11-12-2020	1110.2120.5242		2,259.40	2,259.40
07291	OREILLY AUTO PARTS	RG176617	11-20-2020	1110.2120.5242		192.63	237.77
07828	B&C Communications	RG176670	12-02-2020	1110.2120.5242		2,120.00	2,120.00
01972	HOME DEPOT U.S.A INC.	RG176698	12-08-2020	1110.2120.5242		-0.15	108.67
01972	HOME DEPOT U.S.A INC.	RG176987	02-02-2021	1110.2120.5242		2.68	207.35
05519	Nichols	RG177000	02-02-2021	1110.2120.5242		1,440.22	1,440.22
	OPERATING SUPPLIES			1110.2120.5242		6,014.78	6,373.41
00701	THE ILLUMINATING CO	RG176865	01-07-2021	1110.2130.5281		116,671.75	152,163.48
	STREET LIGHTING			1110.2130.5281		116,671.75	152,163.48
07925	G&G FITNESS EQUIPMENT INC.	RG176675	12-03-2020	1110.2310.5252		39,659.00	39,659.00
07925	G&G FITNESS EQUIPMENT INC.	RG176675	12-04-2020	1110.2310.5252		-39,659.00	-39,659.00
07925	G&G FITNESS EQUIPMENT INC.	RG176675	12-04-2020	1110.2310.5252		33,808.70	33,808.70
07926	DAKTRONICS INC.	RG176676	12-03-2020	1110.2310.5252		30,006.00	30,006.00
09000	WEBGENI INC	RG176768	12-17-2020	1110.2310.5252		5,211.65	5,211.65
	EQUIPMENT			1110.2310.5252		69,026.35	69,026.35
07831	Cintas	RG177127	02-25-2021	1110.2500.5248		40.79	81.58
	CLOTHING - SERVICE			1110.2500.5248		40.79	81.58
06776	RUMPKE OF NORTHERN OHIO, INC.	RG176877	01-11-2021	1110.2540.5234		30,651.35	51,482.76
06776	RUMPKE OF NORTHERN OHIO, INC.	RG176879	01-11-2021	1110.2540.5234		287,440.78	435,304.20
06776	RUMPKE OF NORTHERN OHIO, INC.	RG176880	01-11-2021	1110.2540.5234		3,379.86	3,687.12
06776	RUMPKE OF NORTHERN OHIO, INC.	RG176881	01-11-2021	1110.2540.5234		1,267.42	1,382.64
06776	RUMPKE OF NORTHERN OHIO, INC.	RG176882	01-11-2021	1110.2540.5234		6,759.61	7,374.12
06776	RUMPKE OF NORTHERN OHIO, INC.	RG176947	01-27-2021	1110.2540.5234		10,105.22	12,446.40
06776	RUMPKE OF NORTHERN OHIO, INC.	RG177040	02-04-2021	1110.2540.5234		6,759.61	7,374.12
	DUMPING FEES			1110.2540.5234		346,363.85	519,051.36
01432	Staples Business Advantage	RG176974	01-27-2021	1110.2710.5242		4.76	114.94
	OPERATING SUPPLIES			1110.2710.5242		4.76	114.94
07412	LEWIS EXTERMINATING	RG176890	01-13-2021	1110.2714.5234		1,500.00	1,800.00
07412	LEWIS EXTERMINATING	RG176897	01-13-2021	1110.2714.5234		1,750.00	2,100.00
02907	ADP, INC.	RG177152	02-25-2021	1110.2714.5234		3,588.61	3,588.61
08009	UH Occupational Health	RG177155	02-25-2021	1110.2714.5234		282.00	375.00
	PROFESSIONAL SERVICES - CENTRAL SERVICES			1110.2714.5234		7,120.61	7,863.61
01432	Staples Business Advantage	RG177078	02-17-2021	1110.2714.5241		203.50	203.50
	OFFICE SUPPLIES			1110.2714.5241		203.50	203.50
01972	HOME DEPOT U.S.A INC.	RG176577	11-12-2020	1110.2714.5242		63.98	1,192.82
07440	INDEPENDENCE BUSINESS SUPPLY	RG176952	01-27-2021	1110.2714.5242		535.50	535.50
03296	JUST BASIC NECESSITIES, LLC	RG177046	02-10-2021	1110.2714.5242		4.50	860.70

Vend#	Name	Po / Vch	---Date---	Account	Project	Balance	Orig Encumbr
	OPERATING SUPPLIES			1110.2714.5242		603.98	2,589.02
02941	FIRE UNION 500 ACCT# 50039-09	RG177095	02-19-2021	1110.2714.5246		129,061.37	129,061.37
02941	FIRE UNION 500 ACCT# 50039-09	RG177095	02-19-2021	1110.2714.5246		258,132.74	258,132.74
	SUITS & JUDGEMENTS - CENTRAL SERVICES			1110.2714.5246		387,194.11	387,194.11
00709	THE ILLUMINATING CO	RG176863	01-07-2021	1110.2714.5280		1,725.70	2,061.36
00706	THE ILLUMINATING CO	RG176866	01-07-2021	1110.2714.5280		1,461.77	2,363.88
00707	THE ILLUMINATING CO	RG176867	01-07-2021	1110.2714.5280		690.65	872.40
00708	THE ILLUMINATING CO	RG176868	01-07-2021	1110.2714.5280		2,909.44	3,974.04
00704	THE ILLUMINATING CO	RG176869	01-07-2021	1110.2714.5280		12,997.84	16,108.44
00712	THE ILLUMINATING CO	RG176870	01-07-2021	1110.2714.5280		3,886.57	4,976.04
00705	THE ILLUMINATING CO	RG176871	01-07-2021	1110.2714.5280		597.72	783.00
00715	THE ILLUMINATING COMPANY	RG176872	01-07-2021	1110.2714.5280		663.58	1,027.20
00700	THE ILLUMINATING CO	RG176873	01-07-2021	1110.2714.5280		31,547.80	38,335.80
00713	THE ILLUMINATING CO	RG176876	01-11-2021	1110.2714.5280		1,073.82	1,311.48
00711	THE ILLUMINATING CO	RG176878	01-11-2021	1110.2714.5280		2,473.49	3,512.04
08013	THE ILLUMINATING COMPANY	RG177153	02-25-2021	1110.2714.5280		4,069.44	4,069.44
	ELECTRIC			1110.2714.5280		64,097.82	79,395.12
00603	DOMINION EAST OHIO	RG176836	01-06-2021	1110.2714.5282		610.41	846.72
00604	DOMINION EAST OHIO	RG176837	01-06-2021	1110.2714.5282		970.16	1,398.60
00602	DOMINION EAST OHIO	RG176838	01-06-2021	1110.2714.5282		7,219.17	9,570.84
00606	DOMINION EAST OHIO	RG176839	01-06-2021	1110.2714.5282		1,451.07	2,198.64
00605	DOMINION EAST OHIO	RG176840	01-06-2021	1110.2714.5282		3,383.43	5,073.96
00600	DOMINION EAST OHIO	RG176841	01-06-2021	1110.2714.5282		15,136.25	21,693.84
07528	CITY OF CLEVELAND DIVI OF WATE	RG176848	01-06-2021	1110.2714.5282		179.78	215.88
	GAS NATURAL			1110.2714.5282		28,950.27	40,998.48
00300	AT & T	RG177154	02-25-2021	1110.2714.5283		28,313.29	28,313.29
	TELEPHONE			1110.2714.5283		28,313.29	28,313.29
00805	NORTHEAST OH REG SEWER DIST	RG176829	01-06-2021	1110.2714.5418		120.09	128.04
00807	NORTHEAST OH REG SEWER DIST	RG176830	01-06-2021	1110.2714.5418		85.89	93.84
00814	NORTHEAST OH SEWER DIST	RG176831	01-06-2021	1110.2714.5418		282.19	341.04
00817	NORTHEAST OHIO REGIONAL SEWER	RG176832	01-06-2021	1110.2714.5418		84.71	102.36
00806	NORTHEAST OH REG SEWER DIST	RG176833	01-06-2021	1110.2714.5418		455.75	586.32
00802	NORTHEAST OH REG SEWER DIST	RG176834	01-06-2021	1110.2714.5418		864.38	1,025.52
00809	NORTHEAST OHIO REG. SEWER DIST	RG176835	01-06-2021	1110.2714.5418		1,459.45	1,722.00
00504	CITY OF CLEVELAND DIV OF WATER	RG176842	01-06-2021	1110.2714.5418		718.18	953.52
00502	CITY OF CLEVELAND DIV OF WATER	RG176843	01-06-2021	1110.2714.5418		1,216.58	1,312.32
00503	CITY OF CLEVELAND DIV OF WATER	RG176844	01-06-2021	1110.2714.5418		253.36	394.56
00506	CITY OF CLEVELAND DIV OF WATER	RG176845	01-06-2021	1110.2714.5418		313.31	394.56
00510	CITY OF CLEVELAND DIV OF WATER	RG176846	01-06-2021	1110.2714.5418		179.78	215.88
00507	CITY OF CLEVELAND DIV OF WATER	RG176847	01-06-2021	1110.2714.5418		82.80	110.40
00505	CITY OF CLEVELAND DIV OF WATER	RG176849	01-06-2021	1110.2714.5418		96.52	126.96
00500	CITY OF CLEVELAND DIV OF WATER	RG176850	01-06-2021	1110.2714.5418		5,018.23	5,711.40

Vend#	Name	Po / Vch	---Date---	Account	Project	Balance	Orig Encumbr
	WATER-SEWER - CENTRAL SERVICES			1110.2714.5418		11,231.22	13,218.72
06337	OFFICEMAX - SEVERANCE TOWN CTR	RG176404	10-08-2020	1110.2720.5242		120.00	120.00
01432	Staples Business Advantage	RG177009	02-04-2021	1110.2720.5242		102.88	102.88
01432	Staples Business Advantage	RG177021	02-04-2021	1110.2720.5242	0001075	254.36	368.88
	OPERATING SUPPLIES			1110.2720.5242		<u>477.24</u>	<u>591.76</u>
07380	FELBER INDUSTRIAL INC. DBA	RG176547	11-09-2020	1110.2730.5242		100.00	2,000.00
07162	PROFORMA PARK PLACE	RG177087	02-18-2021	1110.2730.5242		424.00	424.00
	OPERATING SUPPLIES			1110.2730.5242		<u>524.00</u>	<u>2,424.00</u>
07203	DATA DESIGN	RG176737	12-17-2020	1110.2740.5242		11.51	90.00
	OPERATING SUPPLIES			1110.2740.5242		<u>11.51</u>	<u>90.00</u>
07603	BCS:BUSINESS COMMUNICATION	RG176530	11-05-2020	1110.2770.5234		437.50	437.50
	PROFESSIONAL SERVICES - EDP/IT			1110.2770.5234		<u>437.50</u>	<u>437.50</u>
07603	BCS:BUSINESS COMMUNICATION	RG176268	09-15-2020	1110.2770.5252		1,437.50	5,812.90
	EQUIPMENT - EDP/IT			1110.2770.5252		<u>1,437.50</u>	<u>5,812.90</u>
01432	Staples Business Advantage	RG177106	02-25-2021	1110.2780.5242		233.06	233.06
	OPERATING SUPPLIES			1110.2780.5242		<u>233.06</u>	<u>233.06</u>
	GENERAL FUND			1110		1,131,593.30	1,388,556.48
00702	THE ILLUMINATING CO	RG176864	01-07-2021	2210.2150.5281		27,833.65	32,045.88
	TRAFFIC LIGHTING			2210.2150.5281		<u>27,833.65</u>	<u>32,045.88</u>
08012	SATELLITE SHELTERS INC.	RG177070	02-17-2021	2210.2620.5234		4,230.00	8,238.00
06898	GEAUGA MECHANICAL	RG177113	02-25-2021	2210.2620.5234		2,352.50	2,352.50
	PROFESSIONAL SERVICES - PUBLIC SERVICES			2210.2620.5234		<u>6,582.50</u>	<u>10,590.50</u>
01972	HOME DEPOT U.S.A INC.	RG176577	11-12-2020	2210.2620.5242		6.98	586.90
01972	HOME DEPOT U.S.A INC.	RG176698	12-08-2020	2210.2620.5242		204.70	497.21
01586	BEST TRUCK EQUIPMENT INC	RG176958	01-27-2021	2210.2620.5242		236.88	236.88
01972	HOME DEPOT U.S.A INC.	RG176987	02-02-2021	2210.2620.5242		171.27	171.27
01972	HOME DEPOT U.S.A INC.	RG176988	02-02-2021	2210.2620.5242		180.08	807.80
	OPERATING SUPPLIES - PUBLIC SERVICES			2210.2620.5242		<u>799.91</u>	<u>2,300.06</u>
	STREET FUND			2210		35,216.06	44,936.44
07321	INTERSTATE TOWING	RG176975	01-27-2021	2230.2120.5234		250.00	250.00

Vend#	Name	Po / Vch	---Date---	Account	Project	Balance	Orig Encumbr
	PROFESSIONAL SERVICES			2230.2120.5234		250.00	250.00
07919	Simell LLC	RG176328	09-24-2020	2230.2120.5257		965.17	965.17
07348	HISSONG KENWORTH INC	RG176588	11-12-2020	2230.2120.5257		3,320.46	3,320.46
	VEHICLE REPAIRS - FIRE/EMS			2230.2120.5257		4,285.63	4,285.63
	EC-EMS			2230		4,535.63	4,535.63
07935	AUDIO VISUAL INNOVATIONS, INC	RG176805	12-23-2020	2241.2351.5242		4,860.00	4,860.00
07935	AUDIO VISUAL INNOVATIONS, INC	RG177159	02-25-2021	2241.2351.5242		7,790.00	7,790.00
	OPERATING SUPPLIES - CARES ACT RELIEF			2241.2351.5242		12,650.00	12,650.00
	CORONAVIRUS RELIEF			2241		12,650.00	12,650.00
05777	HOUSING RESEARCH & ADVOCACY	RG176621	11-20-2020	2260.2350.5233		250.00	15,250.00
	CLEVELAND TENANT ORGINIZATION			2260.2350.5233		250.00	15,250.00
01432	Staples Business Advantage	RG177015	02-04-2021	2260.2420.5242		963.61	963.61
	OPERATING SUPPLIES - ADMIN			2260.2420.5242		963.61	963.61
06092	GUARDIAN EQUITY SERVICES LLC	RG175617	04-29-2020	2260.2620.5235		5,875.00	10,000.00
	DEMOLITION - PUBLIC SERVICES			2260.2620.5235		5,875.00	10,000.00
02788	ADVANCE OHIO MEDIA LLC	RG176386	10-07-2020	2260.2620.5239		1,347.84	1,347.84
05089	STEPHEN HOVANCSEK & ASSOC.	RG176515	11-05-2020	2260.2620.5239		51,500.00	51,500.00
	STREET RESURFACING - PUBLIC SERVICES			2260.2620.5239		52,847.84	52,847.84
	COMMUNITY DEVELOPMENT FUND			2260		59,936.45	79,061.45
00314	AT&T	RG176860	01-07-2021	2275.2265.5283		400.80	480.96
00313	AT&T	RG176861	01-07-2021	2275.2265.5283		2,896.20	3,480.84
	TELEPHONE			2275.2265.5283		3,297.00	3,961.80
	VOCA			2275		3,297.00	3,961.80
07337	STATEWIDE EMERGENCY PRODUCT	RG176037	07-24-2020	4415.2110.5252		24,429.00	24,429.00
07099	STATEWIDE FORD LINCOLN INC.	RG176038	07-27-2020	4415.2110.5252		500.00	38,162.00
	POLICE VEHICLES			4415.2110.5252		24,929.00	62,591.00
09000	TOWLIFT INC.	RG176731	12-17-2020	4415.2542.5251		70,572.08	70,572.08

Vend#	Name	Po / Vch	---Date---	Account	Project	Balance	Orig Encumbr
	SERVICE DEPT EQUIPMENT			4415.2542.5251		70,572.08	70,572.08
07099	STATEWIDE FORD LINCOLN INC.	RG176374	10-05-2020	4415.2542.5252		32,537.00	32,537.00
	TRUCKS AND SNOW PLOWS			4415.2542.5252		32,537.00	32,537.00
07467	OHIO AWNING	RG176630	11-20-2020	4415.2700.5253		3,290.00	3,290.00
09000	SATELLITE SHELTERS INC	RG176719	12-11-2020	4415.2700.5253		1,920.00	7,500.00
07892	VIRGINIA TILE COMPANY LLC	RG176767	12-17-2020	4415.2700.5253		3,649.80	3,843.00
07082	MOTOROLA SOLUTIONS, INC	RG176803	12-23-2020	4415.2700.5253		39,661.99	39,661.99
07082	MOTOROLA SOLUTIONS, INC	RG176803	12-29-2020	4415.2700.5253		7,403.22	7,403.22
09000	JOHNSON CONTROL	RG176804	12-23-2020	4415.2700.5253		17,093.91	34,187.82
09000	JOHNSON CONTROLS	RG176806	12-23-2020	4415.2700.5253		17,275.62	34,551.25
09000	JOHNSON CONTROLS	RG176807	12-23-2020	4415.2700.5253		6,960.00	13,920.00
09000	JOHNSON CONTROLS	RG176808	12-23-2020	4415.2700.5253		22,453.12	44,906.25
09000	JOHNSON CONTROLS	RG176809	12-23-2020	4415.2700.5253		5,837.20	11,674.40
09000	ART SIGNWORKS INC.	RG176811	12-23-2020	4415.2700.5253		6,882.00	6,882.00
09000	JOHNSON CONTROLS	RG176828	12-30-2020	4415.2700.5253		874.00	874.00
07082	MOTOROLA SOLUTIONS, INC	RG176902	01-15-2021	4415.2700.5253		13,935.00	13,935.00
07885	Winsupply Cleveland OH Co.	RG176921	01-21-2021	4415.2700.5253		541.92	1,684.43
07894	Rayhaven Group Inc	RG176923	01-21-2021	4415.2700.5253		1,185.00	1,185.00
07659	ROOTS CONSTRUCTION LLC	RG176989	02-02-2021	4415.2700.5253		6,500.00	6,500.00
07922	MIDWEST COVER INC	RG176993	02-02-2021	4415.2700.5253		604.00	604.00
07839	PLEASANT GLOBAL SOLUTIONS	RG177056	02-10-2021	4415.2700.5253		750.00	50,750.00
08006	JOHNSON CONTROL US HOLDING LLC	RG177104	02-25-2021	4415.2700.5253		41,026.84	41,026.84
07892	VIRGINIA TILE COMPANY LLC	RG177111	02-25-2021	4415.2700.5253		48.16	778.06
07998	THE MCBRIDE GROUP LLC	RG177163	02-26-2021	4415.2700.5253		13,766.67	20,650.00
	CAPITAL IMPROVEMENTS			4415.2700.5253		211,658.45	345,807.26
	PERMANENT IMPROVEMENT FUND			4415		339,696.53	511,507.34
Grand Totals						=====	=====
						1,586,924.97	2,045,209.14