

CITY OF EAST CLEVELAND

MONTH END REPORT

August 2020



Presented to Council by:

Brandon L. King, Mayor

Prepared by:

**Charles Iyahan
Director of Finance**

The City of East Cleveland

Comparison Charts









For Period Ending
8/31/2020

Source of Information
Finance Department
Financial Management System

City of East Cleveland

General Fund YTD Revenues Compared to Estimated Resources







as of August 31, 2020

	Estimated Revenues	Year to Date Revenues	Exceeds (Deficient)			
			Percentage of Revenues to Est. Resources	Amount		
				Percentage		
Income Taxes	\$ 4,531,335.33	\$ 3,196,211.79	⊗	71%	\$ 175,351.78	 4%
Property Taxes/Spec Assessments	\$ 1,161,841.82	\$ 912,492.24	⚠	79%	\$ 137,938.77	 12%
Local Govt Fund	\$ 1,849,701.47	\$ 1,243,216.89	⊗	67%	\$ 10,094.91	 1%
Building Permits and Housing Fees	\$ 250,992.64	\$ 254,144.37	✔	101%	\$ 86,817.62	 35%
Court Fines and Fees	\$ 677,773.21	\$ 440,980.10	⊗	65%	\$ (10,864.19)	 -2%
Refuse Fees	\$ 772,000.00	\$ 517,999.05	⊗	67%	\$ 3,337.53	 0%
Automated Traffic Enforcement	\$ 1,044,569.01	\$ 698,444.93	⊗	67%	\$ 2,072.55	 0%
Other	\$ 732,272.58	\$ 711,736.59	✔	97%	\$ 223,559.75	 31%
Totals	\$ 11,020,486.06	\$ 7,975,225.96		72%	\$ 628,308.72	6%

City of East Cleveland



















YTD Expenses Compared to Appropriations

as of August 31, 2020

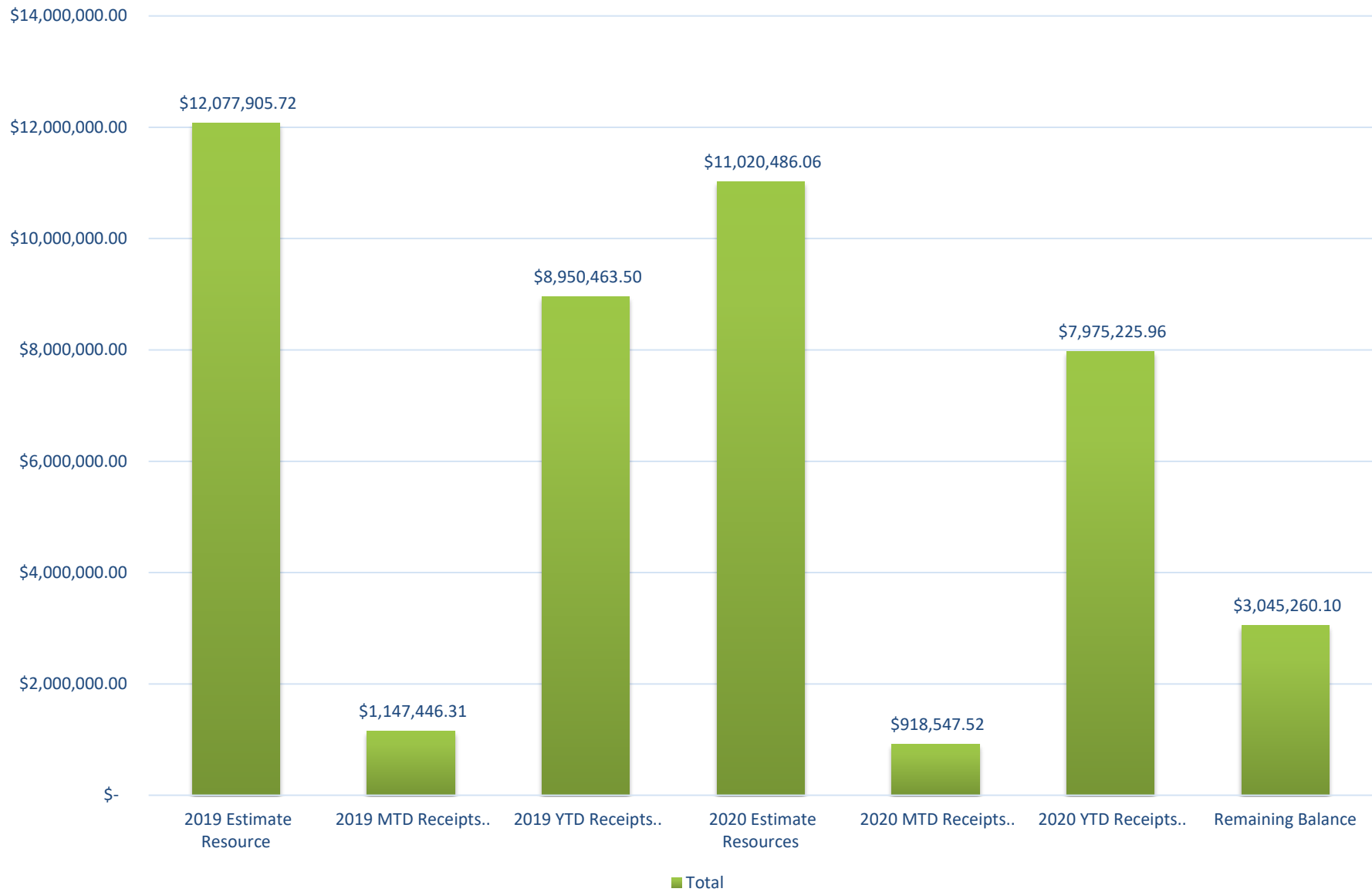
	Appropriations	Year to Date Expenses	Exceeds (Deficient)		
			Percentage of Appropriations to Expenses	Amount	Percentage
1110 General Fund	\$13,262,811.27	\$ 7,571,436.02	⊗	57%	\$ (1,270,349.74)  -10%
2210 Street Fund	\$813,013.79	\$ 556,226.78	⊗	68%	\$ 14,223.01  2%
2215 Rental Registration	\$141,485.86	\$ 45,143.82	⊗	32%	\$ (49,179.14)  -35%
2230 EMS	\$837,029.46	\$ 464,519.05	⊗	55%	\$ (93,495.01)  -11%
4415 Permanent Improvement *	\$11,908,879.41	\$ 321,258.40	⊙	3%	\$ (7,617,915.15)  -64%
Totals	\$26,963,219.79	\$ 8,958,584.07		33%	\$ (9,016,716.04)  -33%

*Includes payments of prior year encumbrances

City of East Cleveland
YTD Expenses Compared to Appropriations by Department
as of August 31, 2020

			Exceeds (Deficient)			
	Appropriations	Year to Date Expenses	Percentage of Appropriations to Expenses	Amount	Percentage	
Police Department	\$ 3,738,810.28	\$ 2,567,940.77	❌ 69%	\$ 75,425.51	2%	
Fire Department	\$ 2,166,092.98	\$ 1,288,594.26	✅ 59%	\$ (155,453.29)	-7%	
Street Lighting	\$ 221,172.40	\$ 130,119.46	✅ 59%	\$ (17,327.33)	-8%	
Parks & Recs Department	\$ 152,065.38	\$ 91,031.23	✅ 60%	\$ (10,344.68)	-7%	
Housing Department	\$ 145,851.83	\$ 56,859.78	✅ 39%	\$ (40,373.80)	-28%	
Service Department (General Fund)	\$ 185,230.20	\$ 129,035.51	❌ 70%	\$ 5,549.94	3%	
Refuse Collection Fee	\$ 1,044,000.00	\$ 687,573.77	✅ 66%	\$ (8,419.27)	-1%	
Transfers	\$ 1,432,445.62	\$ 97,477.14	✅ 7%	\$ (857,477.06)	-60%	
Mayor's Office	\$ 257,991.74	\$ 161,942.90	✅ 63%	\$ (10,049.87)	-4%	
Law Department	\$ 315,710.63	\$ 210,900.01	⚠️ 67%	\$ 428.36	0%	
Central Services	\$ 2,239,264.57	\$ 1,367,593.98	✅ 61%	\$ (125,234.14)	-6%	
Building & Engineering	\$ 33,811.98	\$ 15,521.34	✅ 46%	\$ (7,019.75)	-21%	
City Council	\$ 180,254.31	\$ 104,613.30	✅ 58%	\$ (15,555.04)	-9%	
EC Municipal Court	\$ 682,938.62	\$ 403,011.05	✅ 59%	\$ (52,276.81)	-8%	
Finance Department	\$ 338,189.95	\$ 186,134.30	✅ 55%	\$ (39,323.41)	-12%	
Civil Service Commission	\$ 3,197.62	\$ 1,995.73	✅ 62%	\$ (136.00)	-4%	
IT Department	\$ 67,334.94	\$ 36,969.79	✅ 55%	\$ (7,919.72)	-12%	
HR Department	\$ 58,448.22	\$ 34,121.70	✅ 58%	\$ (4,843.39)	-8%	
Totals	\$ 13,262,811.27	\$ 7,571,436.02	57%	\$ (1,270,349.74)	-10%	

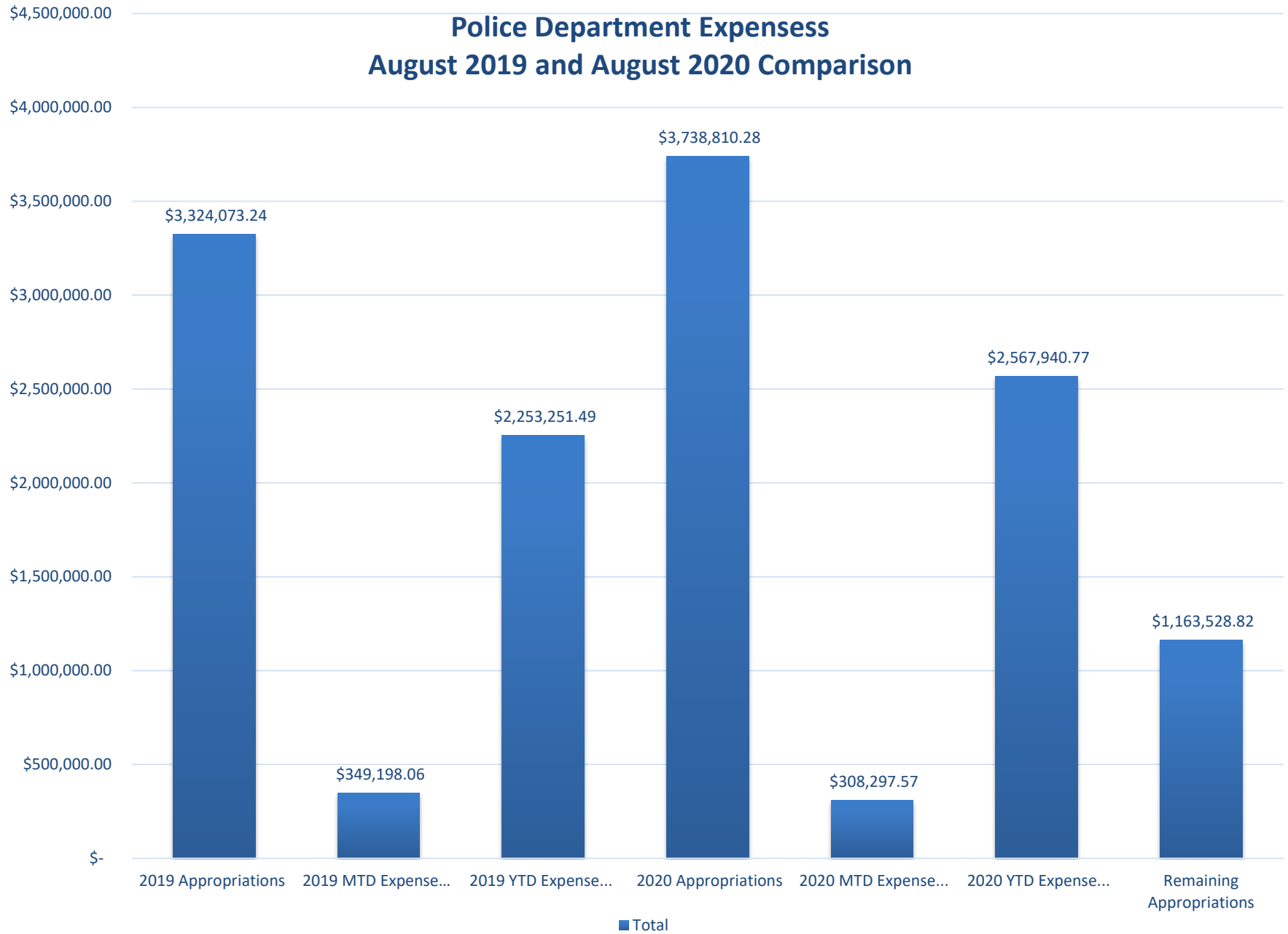
General Fund Revenue August 2019 and August 2020 Comparison



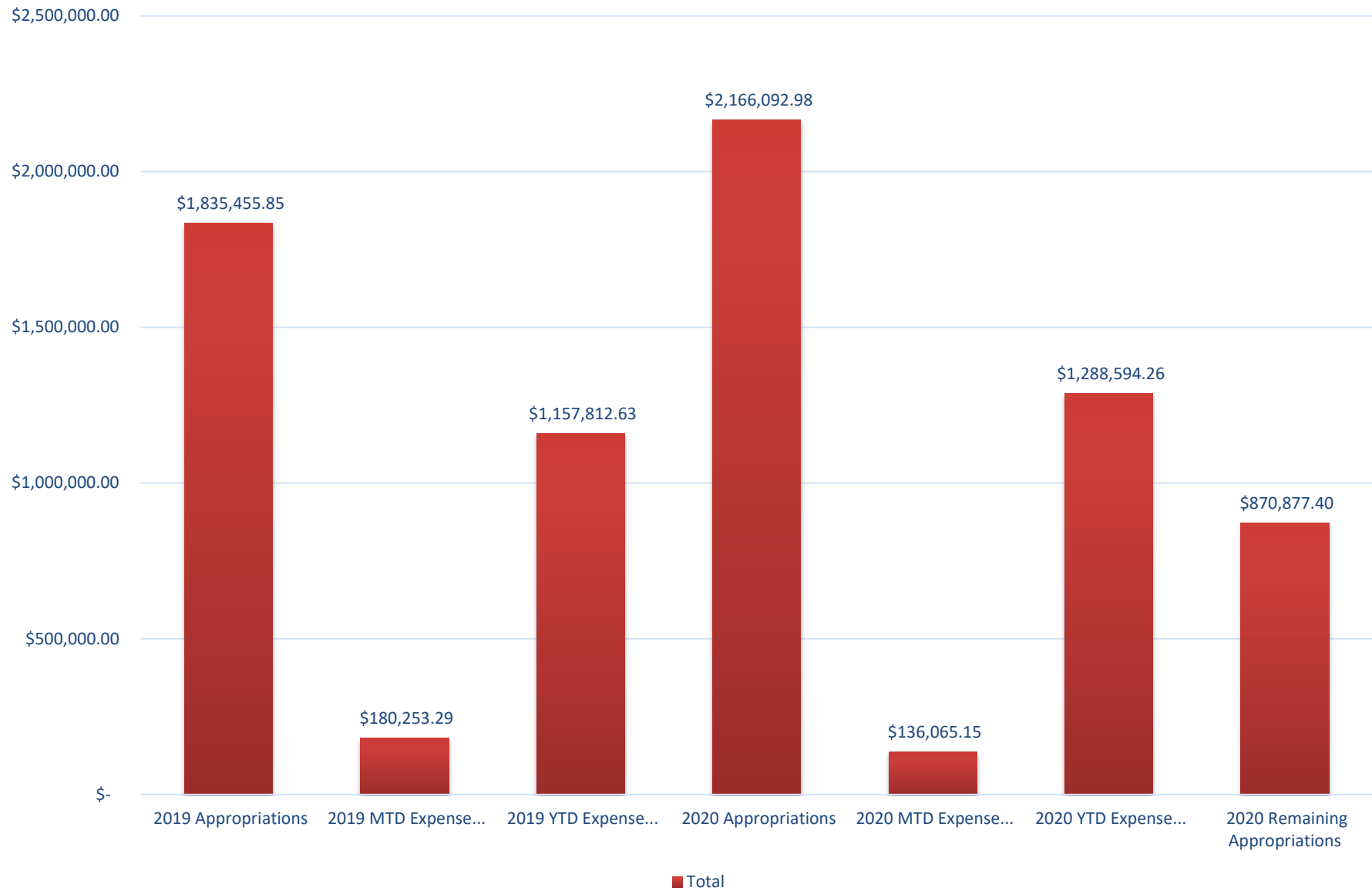
General Fund Expenses August 2019 and August 2020 Comparision



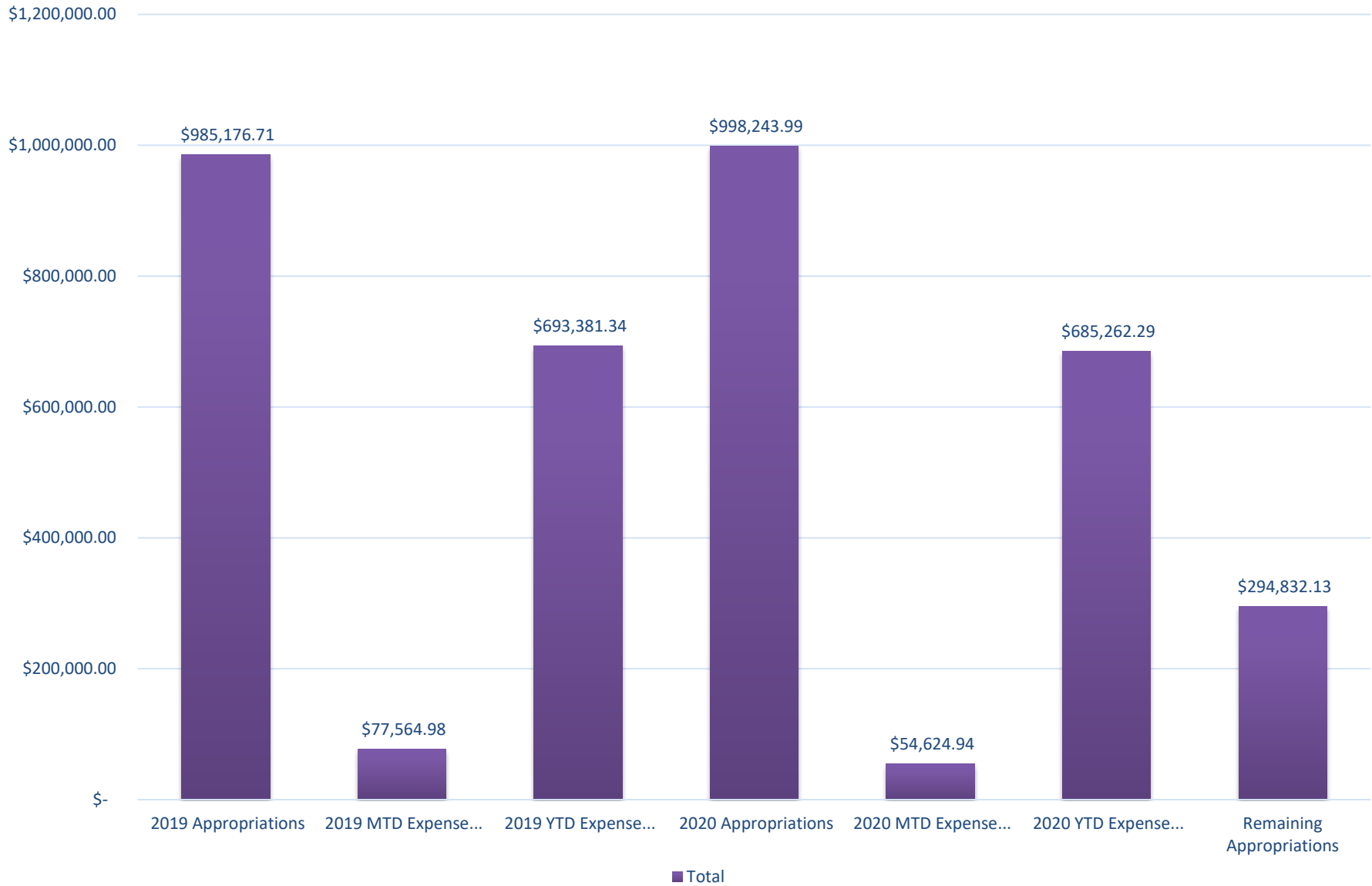
Police Department Expenses August 2019 and August 2020 Comparison



Fire Department August 2019 and August 2020 Comparson



Service Department Expenses August 2019 and August 2020 Comparison



The City of East Cleveland

Month-to-Date

Fund Report

For Period Ending

8/31/2020

Source of Information

Finance Department

Financial Management System

Fund Description.....	Beg Mo Bal....	Mtd Receipts..	Mtd Expenses..	Unexp bal....	Encumbrances..	Unenc bal.....
1110 GENERAL FUND	1,793,083.42	918,547.52	961,102.57	1,750,528.37	504,663.73	1,245,864.64
1120 RESERVE FIRE LOSS	309,552.02	0.00	0.00	309,552.02	0.00	309,552.02
1122 RESERVE GEN LIAB	213.89	0.00	0.00	213.89	0.00	213.89
1124 RESERVE MOTOR VEH LIAB	865,246.82	0.00	0.00	865,246.82	0.00	865,246.82
1126 RESERVE POL FIRE PEN	8.45	0.00	0.00	8.45	0.00	8.45
2210 STREET FUND	-247,493.56	43,833.78	33,886.56	-237,546.34	18,149.57	-255,695.91
2212 POLICE PENSION	-1,783.03	3,000.00	0.00	1,216.97	0.00	1,216.97
2213 FIRE PENSION	3,334.25	3,000.00	0.00	6,334.25	0.00	6,334.25
2215 RENTAL REGISTRATION	126,438.72	2,300.00	7,482.54	121,256.18	0.00	121,256.18
2230 EC-EMS	271,779.19	60,458.36	49,296.53	282,941.02	4,991.18	277,949.84
2231 FEMA GRANT FIRE	-388,902.63	0.00	44,295.06	-433,197.69	2,815.00	-436,012.69
2241 CORONAVIRUS RELIEF	2,233,743.81	0.00	0.00	2,233,743.81	0.00	2,233,743.81
2255 SPECIAL PROJECTS COURT	459,384.49	0.00	1,579.41	457,805.08	0.00	457,805.08
2256 ALCOHOL AND DRUG TREATMENT CRT	45,339.19	0.00	0.00	45,339.19	0.00	45,339.19
2257 Indigent Drivers Alcohol Treat	10,788.80	0.00	0.00	10,788.80	0.00	10,788.80
2260 COMMUNITY DEVELOPMENT FUND	-25,300.09	10,788.14	12,813.35	-27,325.30	122,623.05	-149,948.35
2261 SPG 33	4,504.13	0.00	0.00	4,504.13	0.00	4,504.13
2262 SPG507	-53,833.17	0.00	0.00	-53,833.17	0.00	-53,833.17
2269 COMPUTER LEGALIZE FEES	129,981.63	0.00	979.56	129,002.07	0.00	129,002.07
2273 NSP -1	577.63	0.00	0.00	577.63	0.00	577.63
2275 VOCA	5,434.42	9,913.73	10,052.84	5,295.31	1,148.24	4,147.07
2277 NSP - 3	31,223.05	0.00	0.00	31,223.05	0.00	31,223.05
2279 COPS GRANT	15,543.04	0.00	0.00	15,543.04	0.00	15,543.04
2280 DOJ CESF	0.00	0.00	0.00	0.00	0.00	0.00
2281 OCJS CESF (STATE)	0.00	0.00	0.00	0.00	0.00	0.00
2284 BLOCK GRANT 97	12,205.44	0.00	0.00	12,205.44	0.00	12,205.44
2285 CITY PROBATION SERVICES FUND	147,443.04	0.00	1,996.80	145,446.24	0.00	145,446.24
2289 HOME - PROGRAM 99	7,223.16	0.00	2,384.97	4,838.19	39,525.00	-34,686.81
2290 JAG GRANT (POLICE)	13,916.37	0.00	0.00	13,916.37	0.00	13,916.37
2296 SCHOOL RESOURCE OFFICERS	-12,754.58	0.00	8,745.97	-21,500.55	0.00	-21,500.55
2297 Drug Use Prevention	40,890.00	0.00	0.00	40,890.00	0.00	40,890.00
2298 LAW ENFORCEMENT TRUST	29,488.06	17,644.65	582.41	46,550.30	0.00	46,550.30
2299 FEDERAL ASSET FORFEITURE	4,736.65	0.01	0.00	4,736.66	0.00	4,736.66
3310 BOND RETIREMENT FUND	48,738.57	0.00	0.00	48,738.57	0.00	48,738.57
4415 PERMANENT IMPROVEMENT FUND	132,313.95	19,000.00	1,500.00	149,813.95	183,805.81	-33,991.86
5510 WATER FUND	1,138.62	0.00	0.00	1,138.62	0.00	1,138.62
5520 SEWER FUND	5,897.63	0.00	0.00	5,897.63	0.00	5,897.63
5530 WATER-CAPITAL IMPROVEMENT FUND	22,678.94	0.00	0.00	22,678.94	0.00	22,678.94
7721 MISCELLANEOUS DEPOSITS	24,526.24	0.00	0.00	24,526.24	0.00	24,526.24
7734 EMPLOYEE WITHHOLDINGS	64,050.17	71,003.29	80,711.83	54,341.63	0.00	54,341.63
7735 Self Insured Healthcare	685,478.64	98,525.94	85,995.52	698,009.06	0.00	698,009.06
***	6,816,835.37	1,258,015.42	1,303,405.92	6,771,444.87	877,721.58	5,893,723.29

The City of East Cleveland

Year-to-Date
Fund Report
For Period Ending
8/31/2020

Source of Information
Finance Department
Financial Management System

Fund Description.....	Beg Yr Bal....	Ytd Receipts..	Ytd Expenses..	Unexp bal....	Encumbrances..	Unenc bal.....
1110 GENERAL FUND	1,346,738.43	7,975,225.96	7,571,436.02	1,750,528.37	504,663.73	1,245,864.64
1120 RESERVE FIRE LOSS	305,552.02	4,000.00	0.00	309,552.02	0.00	309,552.02
1122 RESERVE GEN LIAB	213.89	0.00	0.00	213.89	0.00	213.89
1124 RESERVE MOTOR VEH LIAB	865,246.82	0.00	0.00	865,246.82	0.00	865,246.82
1126 RESERVE POL FIRE PEN	8.45	0.00	0.00	8.45	0.00	8.45
2210 STREET FUND	3,688.36	314,992.08	556,226.78	-237,546.34	18,149.57	-255,695.91
2212 POLICE PENSION	8,591.98	18,239.39	25,614.40	1,216.97	0.00	1,216.97
2213 FIRE PENSION	9,278.63	18,239.42	21,183.80	6,334.25	0.00	6,334.25
2215 RENTAL REGISTRATION	0.00	166,400.00	45,143.82	121,256.18	0.00	121,256.18
2230 EC-EMS	141,065.93	606,394.14	464,519.05	282,941.02	4,991.18	277,949.84
2231 FEMA GRANT FIRE	-181,055.10	467,308.21	719,450.80	-433,197.69	2,815.00	-436,012.69
2241 CORONAVIRUS RELIEF	0.00	2,233,743.81	0.00	2,233,743.81	0.00	2,233,743.81
2255 SPECIAL PROJECTS COURT	439,633.44	30,369.31	12,197.67	457,805.08	0.00	457,805.08
2256 ALCOHOL AND DRUG TREATMENT CRT	42,842.69	2,496.50	0.00	45,339.19	0.00	45,339.19
2257 Indigent Drivers Alcohol Treat	10,788.80	0.00	0.00	10,788.80	0.00	10,788.80
2260 COMMUNITY DEVELOPMENT FUND	-30,341.89	1,141,744.87	1,138,728.28	-27,325.30	122,623.05	-149,948.35
2261 SPG 33	4,504.13	0.00	0.00	4,504.13	0.00	4,504.13
2262 SPG507	31,392.22	0.00	85,225.39	-53,833.17	0.00	-53,833.17
2269 COMPUTER LEGALIZE FEES	104,581.29	43,261.51	18,840.73	129,002.07	0.00	129,002.07
2273 NSP -1	577.63	0.00	0.00	577.63	0.00	577.63
2275 VOCA	7,967.86	97,601.47	100,274.02	5,295.31	1,148.24	4,147.07
2277 NSP - 3	31,223.05	0.00	0.00	31,223.05	0.00	31,223.05
2279 COPS GRANT	0.00	15,543.04	0.00	15,543.04	0.00	15,543.04
2280 DOJ CESF	0.00	0.00	0.00	0.00	0.00	0.00
2281 OCJS CESF (STATE)	0.00	0.00	0.00	0.00	0.00	0.00
2284 BLOCK GRANT 97	12,205.44	0.00	0.00	12,205.44	0.00	12,205.44
2285 CITY PROBATION SERVICES FUND	127,243.83	34,435.21	16,232.80	145,446.24	0.00	145,446.24
2289 HOME - PROGRAM 99	20,991.56	10,768.00	26,921.37	4,838.19	39,525.00	-34,686.81
2290 JAG GRANT (POLICE)	13,916.37	0.00	0.00	13,916.37	0.00	13,916.37
2296 SCHOOL RESOURCE OFFICERS	0.00	57,677.38	79,177.93	-21,500.55	0.00	-21,500.55
2297 Drug Use Prevention	40,890.00	0.00	0.00	40,890.00	0.00	40,890.00
2298 LAW ENFORCEMENT TRUST	32,067.22	21,949.65	7,466.57	46,550.30	0.00	46,550.30
2299 FEDERAL ASSET FORFEITURE	4,736.58	0.08	0.00	4,736.66	0.00	4,736.66
3310 BOND RETIREMENT FUND	0.00	97,477.14	48,738.57	48,738.57	0.00	48,738.57
4415 PERMANENT IMPROVEMENT FUND	270,804.50	200,267.85	321,258.40	149,813.95	183,805.81	-33,991.86
5510 WATER FUND	1,138.62	0.00	0.00	1,138.62	0.00	1,138.62
5520 SEWER FUND	2,826.67	3,070.96	0.00	5,897.63	0.00	5,897.63
5530 WATER-CAPITAL IMPROVEMENT FUND	22,678.94	0.00	0.00	22,678.94	0.00	22,678.94
7721 MISCELLANEOUS DEPOSITS	1,983.24	22,568.00	25.00	24,526.24	0.00	24,526.24
7734 EMPLOYEE WITHHOLDINGS	60,902.02	657,458.31	664,018.70	54,341.63	0.00	54,341.63
7735 Self Insured Healthcare	597,427.75	765,350.64	664,769.33	698,009.06	0.00	698,009.06
***	4,352,311.37	15,006,582.93	12,587,449.43	6,771,444.87	877,721.58	5,893,723.29

The City of East Cleveland

Revenues

For Period Ending

8/31/2020

Source of Information

Finance Department

Financial Management System

Account.....	Description.....	Est Revenue...	MTD Receipts..	YTD Receipts..	Unc Balance...	% Remain
1110.0000.4001	TAXES	0.00	0.00	0.00	0.00	0.00
1110.0000.4002	SPECIAL ASSESSMENTS	29,810.66	0.00	15,188.83	14,621.83	49.05
1110.0000.4003	PEDDLERS PERMITS	559.00	0.00	150.00	409.00	73.17
1110.1100.4111	GENERAL REAL ESTATE TAX	748,982.36	106,000.00	636,762.23	112,220.13	14.98
1110.1100.4112	TANGIBLE PROPERTY TAX	0.00	0.00	0.00	0.00	0.00
1110.1100.4113	ESTATE TAX	0.00	0.00	0.00	0.00	0.00
1110.1100.4114	CITY INCOME TAX	4,531,335.33	401,286.87	3,196,211.79	1,335,123.54	29.46
1110.1100.4115	ROLLBACK, HOMESTEAD EXEMPT	55,780.64	0.00	65,047.99	-9,267.35	-16.61
1110.1200.4121	PRISONER BOARD AND CARE	0.00	0.00	0.00	0.00	0.00
1110.1200.4122	INHERITANCE TAX	0.00	0.00	0.00	0.00	0.00
1110.1200.4123	CIGARETTE TAX	1,060.94	0.00	0.00	1,060.94	100.00
1110.1200.4125	BEER & LIQUOR PERMIT STATE	10,279.50	872.90	2,680.30	7,599.20	73.93
1110.1200.4126	PUBLIC UTILITY REIMBURSEMENT	0.00	0.00	0.00	0.00	0.00
1110.1200.4127	LOCAL GOV'T FUND STATE	0.00	7,858.76	43,901.72	-43,901.72	0.00
1110.1200.4128	LOCAL GOV'T FUND COUNTY	1,849,701.47	193,291.05	1,199,315.17	650,386.30	35.16
1110.1200.4129	HOTEL MOTEL BED TAX	3,283.19	288.78	2,178.03	1,105.16	33.66
1110.1200.4140	LOCAL REVENUE ASSIST COUNT	0.00	0.00	0.00	0.00	0.00
1110.1201.4128	L.G.N. RETURNED CHECKS	0.00	0.00	0.00	0.00	0.00
1110.1201.4182	INTEREST INCOME LOCAL GOV'T	0.00	0.00	0.00	0.00	0.00
1110.1300.4136	STREET LIGHTING (SPECIAL ASSESSM	303,432.35	0.00	191,579.66	111,852.69	36.86
1110.1300.4137	PAYOFF SPECIAL ASSESSMENTS	0.00	0.00	0.00	0.00	0.00
1110.1300.4138	SIDEWALK REPAIRS	0.00	0.00	0.00	0.00	0.00
1110.1300.4139	GE Christmas Lighting	0.00	0.00	0.40	-0.40	0.00
1110.1300.4162	PENALTIES	0.00	0.00	0.00	0.00	0.00
1110.1300.4182	INTEREST INCOME	51,866.10	1,580.78	26,302.51	25,563.59	49.29
1110.1300.4183	NUISANCE ABATING (SPEC ASSESMEN	115.23	0.00	3,913.53	-3,798.30	-3296.28
1110.1400.4193	DAMAGE TO CITY PROPERTY	0.00	0.00	0.00	0.00	0.00
1110.1500.4151	MEMORIAL DAY PARADE DONATIONS	0.00	0.00	0.00	0.00	0.00
1110.1500.4152	GRASS CUTTING (SPEC ASSESSMENT)	23,720.58	0.00	0.00	23,720.58	100.00
1110.1500.4153	HEALTH AND VITAL STATISTICS	0.00	0.00	0.00	0.00	0.00
1110.1500.4154	PARK AND RECREATION PROGRAM	0.00	0.00	0.00	0.00	0.00
1110.1500.4155	TOWING & IMPOUND FEES	10,046.25	5,580.00	20,260.00	-10,213.75	-101.67
1110.1500.4156	IMPOUND FEES	16,497.83	3,965.50	17,520.90	-1,023.07	-6.20
1110.1500.4157	CIVIL SERVICE	0.00	0.00	0.00	0.00	0.00
1110.1500.4158	REFUSE FEES	772,000.00	64,715.46	517,999.05	254,000.95	32.90
1110.1500.4159	PROGRAM INCOME - RKS GRANT CDBG	0.00	0.00	0.00	0.00	0.00
1110.1500.4160	CLICK IT OR TICKET UHOFc	0.00	0.00	7,840.13	-7,840.13	0.00
1110.1600.4162	AUTHORIZED OCCUPANCY	5,655.00	0.00	100.00	5,555.00	98.23
1110.1600.4163	BUILDING TRADE LICENSES	25,371.71	3,775.00	28,425.00	-3,053.29	-12.03
1110.1600.4164	BUILDING PERMITS	76,687.19	11,182.00	131,717.73	-55,030.54	-71.76
1110.1600.4165	CERTF OF BUS OCCUPATION	25,367.50	900.00	14,050.00	11,317.50	44.61
1110.1600.4166	CERT OF OCCUPANCY	7,300.00	0.00	4,250.00	3,050.00	41.78
1110.1600.4167	VACANT PROPERTY	27,262.50	1,000.00	12,550.00	14,712.50	53.97
1110.1600.4168	PLUMBING & ELECTRICAL PERM	8,173.00	0.00	2,378.00	5,795.00	70.90
1110.1600.4169	CONDITIONAL USE PERMIT	350.00	0.00	125.00	225.00	64.29
1110.1600.4170	HVAC-COMMERCIAL	1,955.18	70.00	105.00	1,850.18	94.63
1110.1600.4171	PLUMBING-COMMERCIAL	4,624.23	5,690.00	5,990.00	-1,365.77	-29.54
1110.1600.4172	FINES-COMMERCIAL	0.00	329.60	329.60	-329.60	0.00
1110.1600.4173	GENERAL-RESIDENTIAL	54,914.44	5,497.55	37,225.51	17,688.93	32.21
1110.1600.4174	PLUMBING-RESIDENTIAL	1,523.66	50.00	604.00	919.66	60.36
1110.1600.4175	HVAC-RESIDENTIAL	1,891.50	110.00	1,050.00	841.50	44.49
1110.1600.4176	ELECTRICAL-RESIDENTIAL	4,783.63	8,103.30	10,711.30	-5,927.67	-123.92
1110.1600.4181	ENGINEERING PLAN REVIEW FEES	2,516.55	110.00	760.00	1,756.55	69.80
1110.1600.4182	SPECIAL ASSESS FEES (OBBC)	2,516.55	718.35	3,773.23	-1,256.68	-49.94

Account.....	Description.....	Est Revenue...	MTD Receipts..	YTD Receipts..	Unc Balance...	% Remain
1110.1600.4183	DESIGN & REVIEW FEES	100.00	0.00	0.00	100.00	100.00
1110.1600.4197	FIRE MOTOR VEHICLE ACCIDENT FEE	0.00	400.80	9,973.22	-9,973.22	0.00
1110.1600.4198	FALSE ALARM FEE	0.00	0.00	0.00	0.00	0.00
1110.1600.4199	FIRE LICENSE FEES	9,225.00	800.00	18,600.30	-9,375.30	-101.63
1110.1601.4161	FINES, COSTS & FORFEITURE	533,000.00	0.00	379,856.61	153,143.39	28.73
1110.1601.4163	ALCOHOL & DRUG TREATMENT	563.18	0.00	767.11	-203.93	-36.21
1110.1601.4164	ST. CLAIR AUTO BODY	0.00	0.00	0.00	0.00	0.00
1110.1601.4165	CIVIL	141,426.28	0.00	58,626.38	82,799.90	58.55
1110.1601.4181	FELONY BOND INCOME	0.00	0.00	0.00	0.00	0.00
1110.1601.4182	INTEREST INCOME	0.00	0.00	0.00	0.00	0.00
1110.1601.4183	COMPUTER REPORT INCOME	0.00	0.00	0.00	0.00	0.00
1110.1601.4184	AMNESTY PROGRAM COURT	0.00	0.00	0.00	0.00	0.00
1110.1601.4185	JURY DUTY REFUNDS	316.25	0.00	0.00	316.25	100.00
1110.1601.4195	REFUNDS-OPERATING	0.00	0.00	0.00	0.00	0.00
1110.1602.4161	SEU FINES, COSTS & FORFEITURES	0.00	0.00	0.00	0.00	0.00
1110.1700.4156	ON STREET PARKING(DECAL)	0.00	0.00	0.00	0.00	0.00
1110.1700.4161	FINES	2,467.50	430.00	1,730.00	737.50	29.89
1110.1700.4162	PENALTIES	0.00	0.00	0.00	0.00	0.00
1110.1700.4163	DELINQUENT COLLECTIONS	0.00	0.00	0.00	0.00	0.00
1110.1700.4164	AMNESTY PROGRAM	0.00	0.00	0.00	0.00	0.00
1110.1700.4183	PROCESSING FEES (BMV)	0.00	0.00	0.00	0.00	0.00
1110.1800.4151	Telephone Compensation - Police	485.87	0.00	0.00	485.87	100.00
1110.1800.4180	JURY FEES	0.00	19.60	19.60	-19.60	0.00
1110.1800.4181	SALE OF FIXED ASSETS	0.00	1,055.00	1,866.00	-1,866.00	0.00
1110.1800.4182	Land Reutilization Program	0.00	0.00	230.31	-230.31	0.00
1110.1800.4183	ALL OTHER REVENUE	37,322.04	0.00	12,024.60	25,297.44	67.78
1110.1800.4184	CABLE TV FRANCHISE FEE	3,679.12	2,544.61	9,327.14	-5,648.02	-153.52
1110.1800.4185	LOCAL/GOVERN/REV/DEBT	0.00	0.00	0.00	0.00	0.00
1110.1800.4186	AUTOMATED SPEED ENFORCEMENT	1,044,569.01	65,991.64	698,444.93	346,124.08	33.14
1110.1800.4187	DELINQUENT COLLECTION OF TRAFFIC	72,631.87	4,045.00	45,150.00	27,481.87	37.84
1110.1800.4188	ATM REPLENISHED	0.00	15,240.00	58,261.75	-58,261.75	0.00
1110.1800.4189	SURCHARGES FROM ATM	0.00	375.00	1,045.75	-1,045.75	0.00
1110.1800.4190	INT INCOME(FIRSTAR SWEEP CSX)	0.00	0.00	0.00	0.00	0.00
1110.1800.4191	INT INCOME(SOLOMON SMITH)	0.00	0.00	0.00	0.00	0.00
1110.1800.4192	MLK HALL RENTAL REV	8,005.00	0.00	75.00	7,930.00	99.06
1110.1800.4193	HSB HALL RENTAL REV	21,600.00	2,000.00	12,000.00	9,600.00	44.44
1110.1800.4194	OFF DUTY SECURITY(1993)	0.00	0.00	0.00	0.00	0.00
1110.1800.4195	CELL TOWER RENT	18,000.00	1,639.09	13,064.98	4,935.02	27.42
1110.1800.4196	VENDING MACHINE	500.00	116.08	1,059.79	-559.79	-111.96
1110.1801.4185	LOCAL/GOV/REV-FUND/DEBT/REV	0.00	0.00	0.00	0.00	0.00
1110.1802.4100	Transfer Station Lease Payments-	0.00	0.00	0.00	0.00	0.00
1110.1900.4144	SAFE ROUTES TO SCHOOLS	0.00	0.00	0.00	0.00	0.00
1110.1900.4145	SCHOOL RESOURCE OFFICERS	0.00	0.00	0.00	0.00	0.00
1110.1900.4190	ADVANCES IN - REPAYMENT	79,913.17	0.00	60,446.72	19,466.45	24.36
1110.1900.4191	REIMBURSEMENT	1,534.78	124.80	6,229.86	-4,695.08	-305.91
1110.1900.4192	TRANSFER-IN-REFUSE	0.00	0.00	0.00	0.00	0.00
1110.1900.4193	DAMAGE TO CITY PROPERTY	0.00	0.00	0.00	0.00	0.00
1110.1900.4194	TRANSFER-IN	0.00	0.00	0.00	0.00	0.00
1110.1900.4195	REFUNDS-OPERATING	328,084.80	540.00	338,443.93	-10,359.13	-3.16
1110.1900.4196	DAMAGE TO CITY PROPERTY-PO	0.00	0.00	0.00	0.00	0.00
1110.1900.4197	Community Youth Diversion	0.00	0.00	2,826.38	-2,826.38	0.00
1110.1900.4198	REIMBURSEMENT-HOSPITALIZATION	23,473.16	0.00	43,471.03	-19,997.87	-85.19
1110.1900.4199	CDBG COPS PROGRAM 2000	0.00	0.00	0.00	0.00	0.00
1110.1900.4200	Local Government Note Proceeds	0.00	0.00	0.00	0.00	0.00

Account.....	Description.....	Est Revenue...	MTD Receipts..	YTD Receipts..	Unc Balance...	% Remain
1110.1900.4201	Local Government Premium	0.00	0.00	0.00	0.00	0.00
1110.1900.4202	EMANUAL ONUNWOR RESITUTION	462.50	250.00	625.00	-162.50	-35.14
1110.1900.4203	OHIO DEPARTMENT OF TRANSPORTATIO	0.00	0.00	0.00	0.00	0.00
1110.1900.4204	PUBLIC RECORDS FEES	162.46	0.00	52.70	109.76	67.56
1110.1900.4205	PRIOR YEAR AUDIT ADJUSTMENTS	0.00	0.00	0.00	0.00	0.00
1110.1900.5204	EMPLOYEE MED/DENT/VIS DEDUCTION	0.00	0.00	10.26	-10.26	0.00
1110.1901.4202	Willie M. George - RESTITUTION	0.00	0.00	0.00	0.00	0.00
1110.1901.4203	JUDGE FRED M. MOSELY RESTITUTION	0.00	0.00	0.00	0.00	0.00
1110.2260.4150	East Cleveland Parks & Recreatio	33,600.00	0.00	0.00	33,600.00	100.00
1110.2310.4150	Parks & Rec. Memorial Day Parade	0.00	0.00	0.00	0.00	0.00
1110.2760.4157	CIVIL SERVICE - CIVIL SERVICE CO	0.00	0.00	0.00	0.00	0.00
** 1110 GENERAL FUND		11,020,486.06	918,547.52	7,975,225.96	3,045,260.10	
1120.1900.4182	INTEREST INCOME	0.00	0.00	0.00	0.00	0.00
1120.1900.4192	TRANSFER-IN	0.00	0.00	0.00	0.00	0.00
1120.1900.4402	FIRE LOSS	48,930.24	0.00	4,000.00	44,930.24	91.83
** 1120 RESERVE FIRE LOSS		48,930.24	0.00	4,000.00	44,930.24	
1122.1900.4182	INTEREST INCOME	0.00	0.00	0.00	0.00	0.00
1122.1900.4192	TRANSFER-IN	0.00	0.00	0.00	0.00	0.00
1122.1900.4402	GENERAL LIABILITY	0.00	0.00	0.00	0.00	0.00
** 1122 RESERVE GEN LIAB		0.00	0.00	0.00	0.00	
1124.1900.4182	INTEREST INCOME	0.00	0.00	0.00	0.00	0.00
1124.1900.4192	TRANSFER-IN	0.00	0.00	0.00	0.00	0.00
1124.1900.4402	MOTOR VEHICLE LIAB	0.00	0.00	0.00	0.00	0.00
** 1124 RESERVE MOTOR VEH LIAB		0.00	0.00	0.00	0.00	
1126.1900.4182	INTEREST INCOME	0.00	0.00	0.00	0.00	0.00
1126.1900.4192	TRANSFER-IN	0.00	0.00	0.00	0.00	0.00
1126.1900.4402	POLICE-FIRE PENSION	0.00	0.00	0.00	0.00	0.00
** 1126 RESERVE POL FIRE PEN		0.00	0.00	0.00	0.00	
2210.1200.4120	MOTOR VEHICLE LICENSE	48,752.70	4,420.01	25,805.96	22,946.74	47.07
2210.1200.4124	PERMISSIVE TAX STATE	57,868.31	5,493.75	32,188.07	25,680.24	44.38
2210.1200.4126	STATE GAS TAX	383,253.73	33,920.02	256,998.05	126,255.68	32.94
2210.1200.4128	STATE LOCAL HWY GAS TAX	0.00	0.00	0.00	0.00	0.00
2210.1800.4182	INTEREST INCOME	0.00	0.00	0.00	0.00	0.00
2210.1800.4183	MISCELLANEOUS INCOME	0.00	0.00	0.00	0.00	0.00
2210.1900.4192	TRANSFER-IN	319,451.69	0.00	0.00	319,451.69	100.00
2210.1900.4198	REIMBURSEMENT-HOSPITILIZATION	0.00	0.00	0.00	0.00	0.00
** 2210 STREET FUND		809,326.43	43,833.78	314,992.08	494,334.35	
2212.1100.4111	PERSONAL REAL ESTATE TAX	23,904.00	3,000.00	18,239.39	5,664.61	23.70
2212.1100.4112	TANGIBLE PROPERTY TAX	0.00	0.00	0.00	0.00	0.00
2212.1100.4115	ROLLBACK, HOMESTEAD EXEMPT	0.00	0.00	0.00	0.00	0.00
2212.1900.4192	TRANSFER-IN	18,732.82	0.00	0.00	18,732.82	100.00

Account.....	Description.....	Est Revenue...	MTD Receipts..	YTD Receipts..	Unc Balance...	% Remain
** 2212	POLICE PENSION	42,636.82	3,000.00	18,239.39	24,397.43	
2213.1100.4111	PERSONAL REAL ESTATE TAX	23,904.00	3,000.00	18,239.42	5,664.58	23.70
2213.1100.4112	TANGIBLE PROPERTY TAX	0.00	0.00	0.00	0.00	0.00
2213.1100.4115	ROLLBACK, HOMESTEAD EXEMPT	0.00	0.00	0.00	0.00	0.00
2213.1800.4143	LOCAL GRANT (GGF)	0.00	0.00	0.00	0.00	0.00
2213.1800.4183	MINORITY PART GRANT	0.00	0.00	0.00	0.00	0.00
2213.1900.4192	TRANSFER-IN	9,184.97	0.00	0.00	9,184.97	100.00
** 2213	FIRE PENSION	33,088.97	3,000.00	18,239.42	14,849.55	
2215.1600.4166	RENTAL REGISTRATION	188,752.03	2,300.00	166,400.00	22,352.03	11.84
2230.1900.4140	EC-EMS REVENUE	719,615.13	60,458.36	606,394.14	113,220.99	15.73
2230.1900.4191	FY13 EMS TRAINING & EQUIP GRANT	3,307.75	0.00	0.00	3,307.75	100.00
2230.1900.4192	TRANSFER IN	0.00	0.00	0.00	0.00	0.00
2230.1900.4198	REIMBURSEMENT-HOSPITILIZATION	0.00	0.00	0.00	0.00	0.00
2230.2120.4195	REFUNDS OPERATING EC -EMS	0.00	0.00	0.00	0.00	0.00
** 2230	EC-EMS	722,922.88	60,458.36	606,394.14	116,528.74	
2231.1900.4140	SCBA grant	0.00	0.00	0.00	0.00	0.00
2231.1900.4192	FEMA TRANSFER - IN G/F	0.00	0.00	0.00	0.00	0.00
2231.1900.4193	SAFER GRANT 2015-FH-00689	770,126.85	0.00	97,793.66	672,333.19	87.30
2231.1900.4194	SAFER GRANT 2017-FH-00445	854,161.44	0.00	109,855.55	744,305.89	87.14
2231.1900.4195	EMW-2017-FO-06781	0.00	0.00	21,563.00	-21,563.00	0.00
2231.1900.4196	EMW-2017-FV-02273	0.00	0.00	238,096.00	-238,096.00	0.00
** 2231	FEMA GRANT FIRE	1,624,288.29	0.00	467,308.21	1,156,980.08	
2241.1900.4140	CORONAVIRUS RELIEF (CDFA 21.019)	2,233,507.27	0.00	2,233,507.27	0.00	0.00
2241.1900.4182	INTEREST INCOME CARES	0.00	0.00	236.54	-236.54	0.00
** 2241	CORONAVIRUS RELIEF	2,233,507.27	0.00	2,233,743.81	-236.54	
2255.1601.4161	SPECIAL PROJECTS	50,000.00	0.00	30,369.31	19,630.69	39.26
2256.1400.4142	STATE GRANT	0.00	0.00	0.00	0.00	0.00
2256.1601.4161	ALCOHOL & DRUG TREATMENT COURT	4,000.00	0.00	2,496.50	1,503.50	37.59
2256.1900.4192	TRANSFER-IN COMM DET	0.00	0.00	0.00	0.00	0.00
2256.2260.4146	CDBG GRANT AWARD	0.00	0.00	0.00	0.00	0.00
** 2256	ALCOHOL AND DRUG TREATMENT CRT	4,000.00	0.00	2,496.50	1,503.50	
2257.1601.4143	State Remittance (IDAT)	825.00	0.00	0.00	825.00	100.00
2260.1400.4140	COMMUNITY DEVELOPMENT 1999	0.00	0.00	0.00	0.00	0.00
2260.1400.4141	COM DEV ADMIN	0.00	0.00	0.00	0.00	0.00
2260.1400.4142	CDBG GRANT AWARD (CFDA # 14.218)	0.00	0.00	0.00	0.00	0.00
2260.1400.4143	CDBG GRANT AWARD (CFDA # 14. 218)	2,470,355.52	10,688.14	1,140,944.87	1,329,410.65	53.81
2260.1400.4183	PROGRAM INCOME (SPEC EVENTS)	0.00	0.00	0.00	0.00	0.00
2260.1400.4184	LAND BANK SALES	0.00	0.00	0.00	0.00	0.00
2260.1400.4191	REIMBURSEMENT	0.00	0.00	0.00	0.00	0.00
2260.1400.4193	FOREST HILLS PARK TRAILS GRANT	0.00	0.00	0.00	0.00	0.00

Account.....	Description.....	Est Revenue...	MTD Receipts..	YTD Receipts..	Unc Balance...	% Remain
2260.1400.4195	REFUND OPERATING	0.00	0.00	0.00	0.00	0.00
2260.1400.4410	EMERGENCY LOAN FEES	0.00	0.00	0.00	0.00	0.00
2260.1400.4411	CODE ENFORCEMENT FEES	0.00	0.00	0.00	0.00	0.00
2260.1400.4413	BID SPECS	0.00	100.00	800.00	-800.00	0.00
2260.1900.4192	TRANSFER-IN G/F	0.00	0.00	0.00	0.00	0.00
2260.1900.4194	ADVANCES IN - INITIAL	19,499.00	0.00	0.00	19,499.00	100.00
2260.1900.4198	REIMBURSEMENT-HOSPITALIZATION	0.00	0.00	0.00	0.00	0.00
2260.1900.4200	Local Government Note Proceeds	0.00	0.00	0.00	0.00	0.00
** 2260	COMMUNITY DEVELOPMENT FUND	2,489,854.52	10,788.14	1,141,744.87	1,348,109.65	
2261.1400.4140	SPG S.M.A.R.T ADM	0.00	0.00	0.00	0.00	0.00
2261.1400.4141	SPG S.M.A.R.T PROGRAM	0.00	0.00	0.00	0.00	0.00
2261.1400.4191	REIMBURSEMENT	0.00	0.00	0.00	0.00	0.00
2261.1900.4194	ADVANCES IN - INITIAL	0.00	0.00	0.00	0.00	0.00
2261.1900.4200	Local Government Proceeds	0.00	0.00	0.00	0.00	0.00
** 2261	SPG 33	0.00	0.00	0.00	0.00	
2262.1400.4140	SPG507	85,225.39	0.00	0.00	85,225.39	100.00
2263.1900.4192	TRANSFER-IN	0.00	0.00	0.00	0.00	0.00
2263.2260.4192	TRANSFER-IN (G/F)	0.00	0.00	0.00	0.00	0.00
** 2263		0.00	0.00	0.00	0.00	
2269.1601.4161	FINES, COSTS & FORFEITURE	0.00	0.00	0.00	0.00	0.00
2269.1601.4162	OTHER	40,000.00	0.00	43,261.51	-3,261.51	-8.15
2269.1601.4163	SUPPLIES	0.00	0.00	0.00	0.00	0.00
2269.1900.4192	TRANSFER-IN	0.00	0.00	0.00	0.00	0.00
** 2269	COMPUTER LEGALIZE FEES	40,000.00	0.00	43,261.51	-3,261.51	
2273.1400.4194	NSP 1 2010 REVENUES	0.00	0.00	0.00	0.00	0.00
2275.1800.4183	MISCELLANEOUS INCOME	0.00	0.00	0.00	0.00	0.00
2275.1900.4192	TRANSFER-IN-G/F-2000	0.00	0.00	0.00	0.00	0.00
2275.1900.4193	TRANSFER-IN-G/F-99	0.00	0.00	0.00	0.00	0.00
2275.1900.4194	ADVANCE IN	17,959.00	0.00	0.00	17,959.00	100.00
2275.1900.4195	REFUNDS-OPERATING	0.00	0.00	0.00	0.00	0.00
2275.1900.4198	REIMBURSEMENT-HOSPITALIZATION	0.00	0.00	0.00	0.00	0.00
2275.1900.4200	Local Government Note Proceeds	0.00	0.00	0.00	0.00	0.00
2275.2260.4142	VOCA STATE GRANT 2000	143,316.43	9,913.73	85,415.47	57,900.96	40.40
2275.2260.4143	VOCA 99	0.00	0.00	0.00	0.00	0.00
2275.2260.4144	SVAA 99	0.00	0.00	12,186.00	-12,186.00	0.00
2275.2265.4140	VOCA(STATE GRANT)	0.00	0.00	0.00	0.00	0.00
** 2275	VOCA	161,275.43	9,913.73	97,601.47	63,673.96	
2277.1400.4194	NSP-3 GRANT (CDFA # 14. 218)	0.00	0.00	0.00	0.00	0.00
2277.1900.4198	REIMBURSEMENT-HOSPITALIZATION	0.00	0.00	0.00	0.00	0.00
** 2277	NSP - 3	0.00	0.00	0.00	0.00	

Account.....	Description.....	Est Revenue...	MTD Receipts..	YTD Receipts..	Unc Balance...	% Remain
2279.1400.4141	COPS GRANT 2015UMWX0151	52,230.66	0.00	0.00	52,230.66	100.00
2279.1400.4142	BULLETPROOF VEST PARTNERSHIP	0.00	0.00	15,543.04	-15,543.04	0.00
2279.1900.4198	REIMBURSEMENT-HOSPITILIZATION	0.00	0.00	0.00	0.00	0.00
2279.2110.8999	TRANSFERS IN	0.00	0.00	0.00	0.00	0.00
** 2279	COPS GRANT	52,230.66	0.00	15,543.04	36,687.62	
2280.1400.4140	DOJ CESF GRANT	0.00	0.00	0.00	0.00	0.00
2281.1200.4141	OCJS CESF GRANT	27,000.00	0.00	0.00	27,000.00	100.00
2284.1400.4140	BLOCK GRANT 97	0.00	0.00	0.00	0.00	0.00
2284.1900.4192	TRANSFER-IN	0.00	0.00	0.00	0.00	0.00
2284.1900.4194	ADVANCE-IN BLOCK GRANT 97	0.00	0.00	0.00	0.00	0.00
** 2284	BLOCK GRANT 97	0.00	0.00	0.00	0.00	
2285.1601.4161	PROBATION FINES	34,000.00	0.00	34,435.21	-435.21	-1.28
2289.1400.4140	HOME PROGRAM (CFDA # 14.239)	0.00	0.00	0.00	0.00	0.00
2289.1400.4141	HOME PROGRAM (CFDA # 14.239)	348,376.00	0.00	10,768.00	337,608.00	96.91
2289.1400.4142	CODE ENFORCE DEPOSIT	0.00	0.00	0.00	0.00	0.00
2289.1400.4183	PROGRAM INCOME	0.00	0.00	0.00	0.00	0.00
2289.1900.4192	TRANSFER-IN	0.00	0.00	0.00	0.00	0.00
2289.1900.4198	REIMBURSEMENT-HOSPITILIZATION	0.00	0.00	0.00	0.00	0.00
2289.1900.4200	Local Government Note Proceeds	0.00	0.00	0.00	0.00	0.00
** 2289	HOME - PROGRAM 99	348,376.00	0.00	10,768.00	337,608.00	
2290.1900.4200	Local Government Note Proceeds	0.00	0.00	0.00	0.00	0.00
2290.2110.4142	JAG POLICE (GRANT)	14,232.00	0.00	0.00	14,232.00	100.00
2290.2110.4143	JAG TECH UPGRADE	0.00	0.00	0.00	0.00	0.00
2290.2110.4145	CLEVE FOUNDATION(GRANT)-93 - POL	0.00	0.00	0.00	0.00	0.00
** 2290	JAG GRANT (POLICE)	14,232.00	0.00	0.00	14,232.00	
2296.1500.4144	SCHOOL RESOURCE OFFICERS-POLICE	161,014.81	0.00	57,677.38	103,337.43	64.18
2296.1500.4194	ADVANCE IN	35,141.00	0.00	0.00	35,141.00	100.00
** 2296	SCHOOL RESOURCE OFFICERS	196,155.81	0.00	57,677.38	138,478.43	
2297.1500.4144	Drug Use Prevention	0.00	0.00	0.00	0.00	0.00
2298.1800.4142	Evidence Deposits	0.00	16,344.65	16,344.65	-16,344.65	0.00
2298.1800.4183	Miscellaneous	0.00	1,300.00	5,605.00	-5,605.00	0.00
2298.1900.4183	Seized funds	13,576.88	0.00	0.00	13,576.88	100.00
** 2298	LAW ENFORCEMENT TRUST	13,576.88	17,644.65	21,949.65	-8,372.77	
2299.1400.4140	Bullet Proof Vest Grant	0.00	0.00	0.00	0.00	0.00
2299.1800.4182	INTEREST INCOME	1.00	0.01	0.08	0.92	92.00
2299.1800.4183	Miscellaneous	0.00	0.00	0.00	0.00	0.00
** 2299	FEDERAL ASSET FORFEITURE	1.00	0.01	0.08	0.92	

Account.....	Description.....	Est Revenue...	MTD Receipts..	YTD Receipts..	Unc Balance...	% Remain
3310.1100.4111	GENERAL REAL ESTATE TAX	0.00	0.00	0.00	0.00	0.00
3310.1100.4112	TANGIBLE PERSONAL PROPERTY	0.00	0.00	0.00	0.00	0.00
3310.1100.4115	ROLLBACK HOMESTEAD EXEMPT	0.00	0.00	0.00	0.00	0.00
3310.1100.4128	LOCAL GOV'T FUND COUNTY	0.00	0.00	0.00	0.00	0.00
3310.1100.4182	INTEREST INCOME	0.00	0.00	0.00	0.00	0.00
3310.1300.4131	SPEC/ASSES/MISC/INTEREST	0.00	0.00	0.00	0.00	0.00
3310.1300.4132	SPEC ASSESS NOBLE NELA	0.00	0.00	0.00	0.00	0.00
3310.1800.4182	Misc	0.00	0.00	0.00	0.00	0.00
3310.1900.4191	Transfers In	97,477.14	0.00	97,477.14	0.00	0.00
** 3310	BOND RETIREMENT FUND	97,477.14	0.00	97,477.14	0.00	
4415.1100.4111	GENERAL REAL ESTATE TAX	159,359.00	19,000.00	125,267.85	34,091.15	21.39
4415.1100.4112	TANGIBLE PROPERTY TAX	0.00	0.00	0.00	0.00	0.00
4415.1100.4115	ROLLBACK,HOMESTEAD EXEPT	0.00	0.00	0.00	0.00	0.00
4415.1100.4193	DAMAGE TO CITY PROPERTY	0.00	0.00	0.00	0.00	0.00
4415.1800.4181	SALE OF FIXED ASSETS	0.00	0.00	0.00	0.00	0.00
4415.1800.4199	NEORSD COMMUNITY COST SHARE REIM	0.00	0.00	75,000.00	-75,000.00	0.00
4415.1900.4191	TRANSFER IN	100,000.00	0.00	0.00	100,000.00	100.00
4415.1900.4192	PERMANENT IMPROVEMENT	800,000.00	0.00	0.00	800,000.00	100.00
4415.1900.4193	BIDDING FEES-STREET LIGHTING POL	0.00	0.00	0.00	0.00	0.00
4415.2110.4110	LAW ENFORCEMENT TRUST FUND	0.00	0.00	0.00	0.00	0.00
** 4415	PERMANENT IMPROVEMENT FUND	1,059,359.00	19,000.00	200,267.85	859,091.15	
4422.1200.4142	STATE GRANT-CONSTRUCTION	0.00	0.00	0.00	0.00	0.00
4422.1900.4192	TRANSFER-IN STATE GRANT	0.00	0.00	0.00	0.00	0.00
4422.2110.4142	STATE GRANT-CONSTRUCTION	0.00	0.00	0.00	0.00	0.00
** 4422		0.00	0.00	0.00	0.00	
5510.1800.4182	E. C. WATER-INTEREST INCOME	0.00	0.00	0.00	0.00	0.00
5510.1900.4182	ACCRUED INTEREST WATERWORKS	0.00	0.00	0.00	0.00	0.00
5510.1900.4184	WATER MISC INCOME	0.00	0.00	0.00	0.00	0.00
5510.1900.4192	TRANSFER-IN	0.00	0.00	0.00	0.00	0.00
5510.1900.4193	WATER ASSESSMENTS	0.00	0.00	0.00	0.00	0.00
5510.1900.4194	CHARGES FOR SERVICES(WATER)	0.00	0.00	0.00	0.00	0.00
5510.1900.4195	ADVANCE-IN	0.00	0.00	0.00	0.00	0.00
5510.1900.4200	Local Government Note Proceeds	0.00	0.00	0.00	0.00	0.00
5510.1900.4418	WATER REVENUE	0.00	0.00	0.00	0.00	0.00
** 5510	WATER FUND	0.00	0.00	0.00	0.00	
5520.1800.4182	E. C. SEWER INTEREST INCOME	0.00	0.00	0.00	0.00	0.00
5520.1900.4192	TRANSFER-IN	0.00	0.00	0.00	0.00	0.00
5520.1900.4193	SEWER ASSESSMENTS	2,000.00	0.00	3,070.96	-1,070.96	-53.55
5520.1900.4194	CHARGES FOR SERVICES(SEWER)	0.00	0.00	0.00	0.00	0.00
5520.1900.4195	ADVANCE-IN	0.00	0.00	0.00	0.00	0.00
5520.1900.4200	Local Government Note Proceeds	0.00	0.00	0.00	0.00	0.00
5520.1900.4418	SEWER REVENUE	0.00	0.00	0.00	0.00	0.00
** 5520	SEWER FUND	2,000.00	0.00	3,070.96	-1,070.96	

Account.....	Description.....	Est Revenue...	MTD Receipts..	YTD Receipts..	Unc Balance...	% Remain
5530.1900.4192	TRANSFER-IN	0.00	0.00	0.00	0.00	0.00
5530.1900.4200	Local Government Note Proceeds	0.00	0.00	0.00	0.00	0.00
5530.1900.4418	WATER-CAPITAL IMPROVEMENT	0.00	0.00	0.00	0.00	0.00
** 5530	WATER-CAPITAL IMPROVEMENT FUND	0.00	0.00	0.00	0.00	
7721.1900.4183	Police Evidence	0.00	0.00	22,568.00	-22,568.00	0.00
7721.1900.4192	TRANSFER-IN	0.00	0.00	0.00	0.00	0.00
7721.1900.4412	MISCELLANEOUS DEPOSITS	2,995.33	0.00	0.00	2,995.33	100.00
** 7721	MISCELLANEOUS DEPOSITS	2,995.33	0.00	22,568.00	-19,572.67	
7734.1900.4401	AFSCME DUES-EMPLOYEE WITHHOLDING	3,137.09	196.80	1,672.80	1,464.29	46.68
7734.1900.4402	ALLSTATE INSUR-EMPLOYEE WITHHOLD	0.00	0.00	0.00	0.00	0.00
7734.1900.4403	CONSECO INSUR-EMPLOYEE WITHHOLDI	0.00	0.00	0.00	0.00	0.00
7734.1900.4404	FIRE HOUSE FUND-EMPLOYEE WITHHOL	2,194.17	145.00	1,270.00	924.17	42.12
7734.1900.4405	FIRE UNION DUES-EMPLOYEE WITHHOL	22,541.67	1,800.00	15,600.00	6,941.67	30.79
7734.1900.4406	FOP-OLC-EMPLOYEE WITHHOLDINGS	1,736.89	0.00	0.00	1,736.89	100.00
7734.1900.4407	FOP-L39-EMLPLOYEE WITHHOLDINGS	22,410.00	1,300.80	11,646.60	10,763.40	48.03
7734.1900.4408	LEGAL SHIELD-EMPLOYEE WITHHOLDIN	1,975.13	136.22	1,157.87	817.26	41.38
7734.1900.4409	NY LIFE INSUR-EMPLOYEE WITHHOLDI	0.00	0.00	0.00	0.00	0.00
7734.1900.4410	OML INSUR-EMPLOYEE WITHHOLDINGS	815.67	28.06	224.48	591.19	72.48
7734.1900.4411	COLONIAL LIFE INSUR-EMPLOYEE WIT	45,842.28	2,047.85	17,856.74	27,985.54	61.05
7734.1900.4412	POLICE & FIRE INSUR-EMPLOYEE WIT	50,000.00	4,532.66	39,538.76	10,461.24	20.92
7734.1900.4413	SEIU DUES-EMPLOYEE WITHHOLDINGS	126.37	0.00	0.00	126.37	100.00
7734.1900.4414	UMFL DUES-EMPLOYEE WITHHOLDINGS	0.00	0.00	0.00	0.00	0.00
7734.1900.4415	UNITED WAY-EMPLOYEE WITHHOLDINGS	0.00	0.00	0.00	0.00	0.00
7734.1900.4416	AFLAC-EMPLOYEE WITHHOLDINGS	18,235.15	727.20	5,634.00	12,601.15	69.10
7734.1900.4417	Employee Refund	18,579.78	-7,832.44	-6,826.54	25,406.32	136.74
7734.1900.4418	OPED- EMPLOYEE WITHHOLDINGS	193,376.64	14,185.00	117,144.81	76,231.83	39.42
7734.1900.4419	OPERS-EMPLOYEE WITHHOLDINGS	213,151.28	13,170.23	112,365.31	100,785.97	47.28
7734.1900.4420	OP&F-EMPLOYEE WITHHOLDINGS	426,074.05	40,565.91	340,173.48	85,900.57	20.16
7734.1900.4421	COLORADO BANKERS LIFE	0.00	0.00	0.00	0.00	0.00
** 7734	EMPLOYEE WITHHOLDINGS	1,020,196.17	71,003.29	657,458.31	362,737.86	
7735.1500.4197	Reimb for Adm Expenses	295,039.80	23,981.39	72,153.37	222,886.43	75.54
7735.1500.4198	Reimb for Claims	1,290,888.24	74,544.55	693,197.27	597,690.97	46.30
7735.1500.4199	Reimb for Employee Contribution	0.00	0.00	0.00	0.00	0.00
** 7735	Self Insured Healthcare	1,585,928.04	98,525.94	765,350.64	820,577.40	
***		24,008,647.36	1,258,015.42	15,006,582.93	9,002,064.43	

The City of East Cleveland

Combined Expenditures
For Period Ending
8/31/2020

Source of Information
Finance Department
Financial Management System

Account.....	Description	Rev combined..	Combined MTD..	Combined YTD..	Combined Unexp	Combined Enc..	Prior Excess..	Combined Unenc
1110.2110.5210	POLICE CHIE	73,226.34	5,621.30	47,781.05	25,445.29	0.00	0.00	25,445.29
1110.2110.5211	OTHER EMPLO	608,670.31	43,109.70	358,142.35	250,527.96	0.00	0.00	250,527.96
1110.2110.5212	REGULAR POL	1,428,699.94	105,815.22	972,335.10	456,364.84	0.00	0.00	456,364.84
1110.2110.5213	POLICE OVER	160,000.00	18,495.55	135,855.27	24,144.73	0.00	0.00	24,144.73
1110.2110.5220	TRAVEL (LON	0.00	0.00	0.00	0.00	0.00	0.00	0.00
1110.2110.5221	TRAVEL (LOC	0.00	0.00	0.00	0.00	0.00	0.00	0.00
1110.2110.5223	MEMBERSHIPS	550.36	400.00	950.36	-400.00	0.00	0.00	-400.00
1110.2110.5224	TRAINING-PO	22,285.00	1,050.00	11,301.87	10,983.13	0.00	0.00	10,983.13
1110.2110.5228	PRISONER CA	40,000.00	11,791.65	35,365.66	4,634.34	948.00	0.00	3,686.34
1110.2110.5232	COMMUNICATI	66,189.36	2,422.13	58,226.99	7,962.37	0.00	0.00	7,962.37
1110.2110.5233	POSTAGE - P	231.99	20.17	195.89	36.10	0.00	0.00	36.10
1110.2110.5234	PROFESSIONA	188,829.11	785.00	117,692.46	71,136.65	0.00	0.00	71,136.65
1110.2110.5236	SCHOOL GUAR	13,572.00	0.00	2,647.85	10,924.15	0.00	0.00	10,924.15
1110.2110.5241	OFFICE SUPP	610.39	0.00	610.39	0.00	0.00	0.00	0.00
1110.2110.5242	OPERATING S	30,379.50	1,246.83	20,879.93	9,499.57	2,353.24	0.00	7,146.33
1110.2110.5243	REPAIRS & M	20,000.00	4,526.91	16,591.86	3,408.14	0.00	0.00	3,408.14
1110.2110.5246	JAIL REPAIR	5,000.00	350.00	2,405.96	2,594.04	0.00	0.00	2,594.04
1110.2110.5248	CLOTHING	54,358.80	4,137.08	59,072.55	-4,713.75	0.00	0.00	-4,713.75
1110.2110.5252	EQUIPMENT	30,000.00	5,608.00	25,613.00	4,387.00	0.00	0.00	4,387.00
1110.2110.5254	TIRES	7,276.24	0.00	0.00	7,276.24	0.00	0.00	7,276.24
1110.2110.5255	FUEL AND LU	54,660.28	4,838.09	38,000.21	16,660.07	0.00	0.00	16,660.07
1110.2110.5256	REPAIR PART	25,000.00	1,731.76	18,158.12	6,841.88	4,039.45	0.00	2,802.43
1110.2110.5257	VEHICLE RE	35,000.00	7,783.59	31,268.08	3,731.92	0.00	0.00	3,731.92
1110.2110.5286	MEDICARE	33,410.44	2,383.22	20,889.73	12,520.71	0.00	0.00	12,520.71
1110.2110.5290	PERS	22,762.34	1,386.11	11,184.81	11,577.53	0.00	0.00	11,577.53
1110.2110.5291	POLICE PENS	418,937.22	33,367.65	272,837.95	146,099.27	0.00	0.00	146,099.27
1110.2110.5293	WORKERS COM	49,160.66	0.00	0.00	49,160.66	0.00	0.00	49,160.66
1110.2110.5294	HOSPITALIZA	350,000.00	51,427.61	309,933.33	40,066.67	0.00	0.00	40,066.67
Subtotal for object		3,738,810.28	308,297.57	2,567,940.77	1,170,869.51	7,340.69	0.00	1,163,528.82
* Dept 2110 POLICE DEPT		3,738,810.28	308,297.57	2,567,940.77	1,170,869.51	7,340.69	0.00	1,163,528.82
1110.2120.5210	CHIEF	74,829.23	5,606.04	47,651.34	27,177.89	0.00	0.00	27,177.89
1110.2120.5211	OTHER EMPLO	43,997.60	3,127.56	27,816.14	16,181.46	0.00	0.00	16,181.46
1110.2120.5212	REGULAR FIR	1,165,289.58	81,712.36	699,879.80	465,409.78	0.00	0.00	465,409.78
1110.2120.5213	FIRE OVERTI	50,000.00	10,585.70	48,868.99	1,131.01	0.00	0.00	1,131.01
1110.2120.5220	TRAVEL (LON	0.00	0.00	0.00	0.00	0.00	0.00	0.00
1110.2120.5222	BOOKS & PER	0.00	0.00	0.00	0.00	0.00	0.00	0.00
1110.2120.5223	MEMBERSHIP	730.00	0.00	730.00	0.00	0.00	0.00	0.00
1110.2120.5224	FIRE TRAINI	2,000.00	0.00	1,785.58	214.42	0.00	0.00	214.42
1110.2120.5234	PROFESSIONA	143,755.00	325.00	68,336.22	75,418.78	1,300.00	0.00	74,118.78
1110.2120.5239	OTHER	84.99	0.00	0.00	84.99	0.00	0.00	84.99
1110.2120.5241	OFFICE SUPP	1,867.41	0.00	69.11	1,798.30	0.00	0.00	1,798.30
1110.2120.5242	OPERATING S	7,407.16	0.00	6,335.57	1,071.59	680.42	0.00	391.17
1110.2120.5243	REPAIRS & M	60,284.92	79.11	49,901.28	10,383.64	0.00	279.12	10,104.52
1110.2120.5248	CLOTHING	12,600.00	0.00	4,649.55	7,950.45	0.00	0.00	7,950.45
1110.2120.5252	EQUIPMENT -	20,000.00	61.88	9,692.61	10,307.39	4,356.11	0.00	5,951.28
1110.2120.5254	TIRES	5,000.00	0.00	0.00	5,000.00	0.00	0.00	5,000.00
1110.2120.5255	FUEL AND LU	18,921.24	1,765.23	12,527.95	6,393.29	0.00	0.00	6,393.29
1110.2120.5256	REPAIR PART	266.23	64.62	1,726.99	-1,460.76	5.67	0.00	-1,466.43
1110.2120.5286	MEDICARE	19,344.69	1,329.52	10,898.65	8,446.04	0.00	0.00	8,446.04
1110.2120.5290	PERS	6,159.66	437.86	3,927.03	2,232.63	0.00	0.00	2,232.63
1110.2120.5292	FIRE PENSIO	285,115.69	20,789.84	173,861.81	111,253.88	0.00	0.00	111,253.88

Account.....	Description	Rev combined..	Combined MTD..	Combined YTD..	Combined Unexp	Combined Enc..	Prior Excess..	Combined Unenc
1110.2120.5293	WORKERS COM	36,421.00	0.00	0.00	36,421.00	0.00	0.00	36,421.00
1110.2120.5294	HOSPITALIZA	212,018.58	10,180.43	119,935.64	92,082.94	0.00	0.00	92,082.94
Subtotal for object		2,166,092.98	136,065.15	1,288,594.26	877,498.72	6,342.20	279.12	870,877.40
* Dept 2120 FIRE DEPT		2,166,092.98	136,065.15	1,288,594.26	877,498.72	6,342.20	279.12	870,877.40
1110.2130.5281	STREET LIGH	221,172.40	16,738.80	130,119.46	91,052.94	60,892.10	0.00	30,160.84
1110.2310.5211	OTHER EMPLO	33,897.06	3,032.32	22,422.70	11,474.36	0.00	0.00	11,474.36
1110.2310.5219	INDEPENDENT	40,320.00	0.00	10,920.00	29,400.00	0.00	0.00	29,400.00
1110.2310.5234	PROFESSIONA	33,000.00	339.21	31,075.07	1,924.93	22.52	0.00	1,902.41
1110.2310.5241	OFFICE SUPP	690.00	0.00	390.00	300.00	0.00	0.00	300.00
1110.2310.5242	OPERATING S	5,500.00	0.00	3,731.70	1,768.30	1,612.48	0.00	155.82
1110.2310.5243	REPAIRS & M	10,000.00	0.00	8,035.84	1,964.16	0.00	0.00	1,964.16
1110.2310.5252	EQUIPMENT	17,617.05	0.00	8,748.86	8,868.19	0.00	0.00	8,868.19
1110.2310.5255	FUEL AND LU	1,500.00	224.67	652.93	847.07	0.00	0.00	847.07
1110.2310.5286	MEDICARE	491.51	42.38	312.29	179.22	0.00	0.00	179.22
1110.2310.5290	PERS	4,723.19	393.26	3,170.97	1,552.22	0.00	0.00	1,552.22
1110.2310.5293	WORKERS COM	826.57	0.00	0.00	826.57	0.00	0.00	826.57
1110.2310.5294	HOSPITALIZA	3,500.00	240.17	1,570.87	1,929.13	0.00	0.00	1,929.13
Subtotal for object		152,065.38	4,272.01	91,031.23	61,034.15	1,635.00	0.00	59,399.15
* Dept 2310 PARKS & REC		152,065.38	4,272.01	91,031.23	61,034.15	1,635.00	0.00	59,399.15
1110.2410.5211	OTHER EMPLO	60,129.96	0.00	21,413.87	38,716.09	0.00	0.00	38,716.09
1110.2410.5220	TRAVEL LONG	0.00	0.00	0.00	0.00	0.00	0.00	0.00
1110.2410.5223	MEMBERSHIP	0.00	0.00	0.00	0.00	0.00	0.00	0.00
1110.2410.5224	TRAINING	0.00	0.00	0.00	0.00	0.00	0.00	0.00
1110.2410.5233	POSTAGE - H	3,000.00	450.00	1,789.82	1,210.18	0.00	0.00	1,210.18
1110.2410.5234	PROFESSIONA	43,000.00	3,025.00	23,850.00	19,150.00	0.00	0.00	19,150.00
1110.2410.5241	OFFICE SUPP	1,903.00	0.00	354.99	1,548.01	0.00	0.00	1,548.01
1110.2410.5242	OPERATING S	227.50	0.00	227.50	0.00	0.00	0.00	0.00
1110.2410.5243	REPAIR & MA	500.07	13.48	189.03	311.04	72.47	0.00	238.57
1110.2410.5248	CLOTHING	124.50	0.00	0.00	124.50	0.00	0.00	124.50
1110.2410.5252	EQUIPMENT	843.89	0.00	133.00	710.89	0.00	250.00	460.89
1110.2410.5255	FUEL AND LU	2,000.00	17.09	17.09	1,982.91	0.00	0.00	1,982.91
1110.2410.5257	VEHICLE REP	330.22	0.00	0.00	330.22	0.00	0.00	330.22
1110.2410.5286	MEDICARE	815.44	95.55	340.12	475.32	0.00	0.00	475.32
1110.2410.5290	PERS	7,614.24	0.00	2,942.53	4,671.71	0.00	0.00	4,671.71
1110.2410.5293	WORKERS COM	3,748.01	0.00	0.00	3,748.01	0.00	0.00	3,748.01
1110.2410.5294	HOSPITALIZA	21,615.00	1,690.71	5,601.83	16,013.17	0.00	0.00	16,013.17
Subtotal for object		145,851.83	5,291.83	56,859.78	88,992.05	72.47	250.00	88,669.58
* Dept 2410 HOUSING DEPT		145,851.83	5,291.83	56,859.78	88,992.05	72.47	250.00	88,669.58
1110.2500.5211	OTHER EMPLO	37,852.00	1,855.70	15,671.70	22,180.30	0.00	0.00	22,180.30
1110.2500.5234	PROFESSIONA	100,000.00	16,415.00	84,293.00	15,707.00	0.00	0.00	15,707.00
1110.2500.5242	OPERATING S	5,000.00	0.00	2,800.00	2,200.00	0.00	0.00	2,200.00
1110.2500.5243	REPAIRS & M	30.07	0.00	30.07	0.00	0.00	0.00	0.00
1110.2500.5248	CLOTHING -	3,500.00	190.45	2,031.25	1,468.75	0.00	0.00	1,468.75
1110.2500.5255	FUEL & LUBR	30,000.00	1,992.25	21,829.15	8,170.85	0.00	0.00	8,170.85

Account.....	Description	Rev combined..	Combined MTD..	Combined YTD..	Combined Unexp	Combined Enc..	Prior Excess..	Combined Unenc
1110.2500.5259	SMALL TOOLS	3,000.00	0.00	0.00	3,000.00	0.00	0.00	3,000.00
1110.2500.5286	MEDICARE	548.85	25.58	203.24	345.61	0.00	0.00	345.61
1110.2500.5290	PERS	5,299.28	259.40	2,177.10	3,122.18	0.00	0.00	3,122.18
Subtotal for object		185,230.20	20,738.38	129,035.51	56,194.69	0.00	0.00	56,194.69
* Dept 2500 SERVICE DEPT		185,230.20	20,738.38	129,035.51	56,194.69	0.00	0.00	56,194.69
1110.2540.5234	DUMPING FEE	1,044,000.00	150,986.67	687,573.77	356,426.23	339,948.05	0.00	16,478.18
1110.2700.5270	RESERVE FUN	0.00	0.00	0.00	0.00	0.00	0.00	0.00
1110.2700.5274	Transfer/Ou	800,000.00	0.00	0.00	800,000.00	0.00	0.00	800,000.00
1110.2700.5276	STREET LIGH	319,451.69	0.00	0.00	319,451.69	0.00	0.00	319,451.69
1110.2700.5277	ADVANCE-OUT	72,599.00	0.00	0.00	72,599.00	0.00	0.00	72,599.00
1110.2700.5281	VOCA	0.00	0.00	0.00	0.00	0.00	0.00	0.00
1110.2700.5285	BOND RETIRE	97,477.14	0.00	97,477.14	0.00	0.00	0.00	0.00
1110.2700.5291	POLICE PENS	18,732.82	0.00	0.00	18,732.82	0.00	0.00	18,732.82
1110.2700.5292	FIRE PENSIO	9,184.97	0.00	0.00	9,184.97	0.00	0.00	9,184.97
1110.2700.5294	Fire Grant	0.00	0.00	0.00	0.00	0.00	0.00	0.00
1110.2700.5295	EC-EMS	0.00	0.00	0.00	0.00	0.00	0.00	0.00
1110.2700.5297	FEMA - Tran	115,000.00	0.00	0.00	115,000.00	0.00	0.00	115,000.00
Subtotal for object		1,432,445.62	0.00	97,477.14	1,334,968.48	0.00	0.00	1,334,968.48
* Dept 2700 MISCELLANEOUS		1,432,445.62	0.00	97,477.14	1,334,968.48	0.00	0.00	1,334,968.48
1110.2710.5210	MAYOR	40,000.06	3,076.94	26,153.99	13,846.07	0.00	0.00	13,846.07
1110.2710.5211	OTHER EMPLO	106,164.20	9,191.60	78,128.60	28,035.60	0.00	0.00	28,035.60
1110.2710.5220	TRAVEL LONG	0.00	0.00	0.00	0.00	0.00	0.00	0.00
1110.2710.5223	MEMBERSHIP	4,016.84	3,303.00	3,303.00	713.84	0.00	0.00	713.84
1110.2710.5224	TRAINING-MA	0.00	0.00	0.00	0.00	0.00	0.00	0.00
1110.2710.5233	POSTAGE - M	600.00	64.50	542.01	57.99	0.00	0.00	57.99
1110.2710.5234	PROFESSIONA	50,000.00	3,723.01	18,159.58	31,840.42	0.00	0.00	31,840.42
1110.2710.5241	OFFICE SUPP	2,000.00	0.00	0.00	2,000.00	0.00	0.00	2,000.00
1110.2710.5242	OPERATING S	5,114.76	120.18	3,005.71	2,109.05	329.32	0.00	1,779.73
1110.2710.5243	REPAIRS & M	2,500.00	0.00	1,847.79	652.21	0.00	0.00	652.21
1110.2710.5252	EQUIPMENT	3,323.23	0.00	3,323.23	0.00	0.00	0.00	0.00
1110.2710.5255	FUEL AND LU	2,600.00	165.56	1,502.17	1,097.83	0.00	0.00	1,097.83
1110.2710.5286	MEDICARE	2,119.38	175.25	1,490.96	628.42	0.00	0.00	628.42
1110.2710.5290	PERS	20,463.00	1,717.60	14,599.61	5,863.39	0.00	0.00	5,863.39
1110.2710.5293	WORKERS COM	3,590.27	0.00	0.00	3,590.27	0.00	0.00	3,590.27
1110.2710.5294	HOSPITALIZA	15,500.00	1,073.77	9,886.25	5,613.75	0.00	0.00	5,613.75
Subtotal for object		257,991.74	22,611.41	161,942.90	96,048.84	329.32	0.00	95,719.52
* Dept 2710 MAYOR		257,991.74	22,611.41	161,942.90	96,048.84	329.32	0.00	95,719.52
1110.2713.5211	OTHER EMPLO	119,696.43	9,458.60	75,607.90	44,088.53	0.00	0.00	44,088.53
1110.2713.5219	INDEPENDENT	72,800.00	6,725.00	48,518.75	24,281.25	0.00	0.00	24,281.25
1110.2713.5220	TRAVEL LONG	248.80	-248.80	0.00	248.80	0.00	0.00	248.80
1110.2713.5221	TRAVEL LOCA	429.74	0.00	10.46	419.28	0.00	0.00	419.28
1110.2713.5222	BOOKS & PER	395.00	0.00	395.00	0.00	0.00	0.00	0.00
1110.2713.5223	MEMBERSHIP	2,200.00	0.00	1,541.00	659.00	0.00	0.00	659.00
1110.2713.5224	TRAINING-LA	600.00	0.00	600.00	0.00	0.00	0.00	0.00

Account.....	Description	Rev combined..	Combined MTD..	Combined YTD..	Combined Unexp	Combined Enc..	Prior Excess..	Combined Unenc
1110.2715.5221	TRAVEL LOCA	0.00	0.00	0.00	0.00	0.00	0.00	0.00
1110.2715.5233	POSTAGE - E	0.00	0.00	0.00	0.00	0.00	0.00	0.00
1110.2715.5234	PROFESISONA	2,500.00	0.00	0.00	2,500.00	0.00	0.00	2,500.00
1110.2715.5241	OFFICE SUPP	1,203.15	0.00	54.00	1,149.15	0.00	0.00	1,149.15
1110.2715.5242	OPERATING S	1,000.00	0.00	227.50	772.50	0.00	0.00	772.50
1110.2715.5243	REPAIRS & M	696.93	13.48	189.02	507.91	72.46	0.00	435.45
1110.2715.5248	CLOTHING	124.50	0.00	0.00	124.50	0.00	0.00	124.50
1110.2715.5252	EQUIPMENT	608.35	0.00	0.00	608.35	0.00	0.00	608.35
1110.2715.5255	FUEL AND LU	0.00	0.00	0.00	0.00	0.00	0.00	0.00
1110.2715.5286	MEDICARE	178.61	0.00	178.61	0.00	0.00	0.00	0.00
1110.2715.5290	PERS	10,057.55	309.39	2,555.94	7,501.61	0.00	0.00	7,501.61
1110.2715.5410	SPECIAL ASS	3,000.00	0.00	0.00	3,000.00	0.00	0.00	3,000.00
Subtotal for object		33,811.98	322.87	15,521.34	18,290.64	72.46	0.00	18,218.18
* Dept 2715 ENG & BUILD DEPT		33,811.98	322.87	15,521.34	18,290.64	72.46	0.00	18,218.18
1110.2720.5210	COUNCILORS	23,961.60	2,000.00	16,000.00	7,961.60	0.00	0.00	7,961.60
1110.2720.5211	OTHER EMPLO	68,841.30	4,230.78	35,961.63	32,879.67	0.00	0.00	32,879.67
1110.2720.5220	TRAVEL LONG	0.00	0.00	0.00	0.00	0.00	0.00	0.00
1110.2720.5221	TRAVEL (LOC	3,600.00	0.00	195.88	3,404.12	0.00	0.00	3,404.12
1110.2720.5223	MEMBERSHIP	4,734.00	0.00	4,734.00	0.00	0.00	0.00	0.00
1110.2720.5233	POSTAGE - C	500.00	20.00	104.18	395.82	0.00	0.00	395.82
1110.2720.5234	PROFESSIONA	15,000.00	475.35	14,124.80	875.20	0.00	0.00	875.20
1110.2720.5235	EXPENSE ACC	1,000.00	0.00	638.23	361.77	0.00	0.00	361.77
1110.2720.5236	EXPENSE ACC	7,000.00	0.00	0.00	7,000.00	0.00	0.00	7,000.00
1110.2720.5237	EXPENSE ACC	1,000.00	0.00	618.76	381.24	0.00	0.00	381.24
1110.2720.5238	EXPENSE ACC	1,000.00	0.00	0.00	1,000.00	0.00	0.00	1,000.00
1110.2720.5240	EXPENSE ACC	1,000.00	0.00	18.90	981.10	0.00	0.00	981.10
1110.2720.5241	OFFICE SUPP	1,000.00	19.00	253.90	746.10	0.00	0.00	746.10
1110.2720.5242	OPERATING S	2,024.36	0.00	1,236.67	787.69	0.00	0.00	787.69
1110.2720.5243	REPAIRS & M	2,500.00	21.49	367.42	2,132.58	0.00	0.00	2,132.58
1110.2720.5252	EQUIPMENT	6,500.00	6,500.00	6,500.00	0.00	0.00	0.00	0.00
1110.2720.5255	FUEL & LUBR	1,300.00	81.77	1,001.03	298.97	0.00	0.00	298.97
1110.2720.5257	VEHICLE REP	2,500.00	0.00	2,153.95	346.05	0.00	0.00	346.05
1110.2720.5286	MEDICARE	1,345.64	86.92	727.52	618.12	0.00	0.00	618.12
1110.2720.5290	PERS	12,992.41	872.31	7,274.44	5,717.97	0.00	0.00	5,717.97
1110.2720.5293	WORKERS COM	2,455.00	0.00	0.00	2,455.00	0.00	0.00	2,455.00
1110.2720.5294	HOSPITALIZA	20,000.00	767.27	12,701.99	7,298.01	0.00	0.00	7,298.01
Subtotal for object		180,254.31	15,074.89	104,613.30	75,641.01	0.00	0.00	75,641.01
* Dept 2720 COUNCIL		180,254.31	15,074.89	104,613.30	75,641.01	0.00	0.00	75,641.01
1110.2730.5210	JUDGE	37,897.60	2,915.20	24,779.20	13,118.40	0.00	0.00	13,118.40
1110.2730.5211	OTHER EMPLO	335,100.76	27,031.18	214,374.97	120,725.79	0.00	0.00	120,725.79
1110.2730.5220	TRAVEL LONG	0.00	0.00	0.00	0.00	0.00	0.00	0.00
1110.2730.5223	MEMBERSHIP	1,000.00	0.00	395.00	605.00	0.00	0.00	605.00
1110.2730.5224	TRAINING-CO	1,000.00	0.00	0.00	1,000.00	0.00	0.00	1,000.00
1110.2730.5233	POSTAGE EXP	12,600.00	2,486.90	10,863.82	1,736.18	0.00	0.00	1,736.18
1110.2730.5234	PROFESSIONA	90,000.00	8,426.50	63,527.65	26,472.35	0.00	0.00	26,472.35
1110.2730.5241	OFFICE SUPP	126.35	0.00	126.35	0.00	0.00	0.00	0.00
1110.2730.5242	OPERATING S	12,500.00	630.00	3,867.89	8,632.11	7,535.00	0.00	1,097.11
1110.2730.5243	REPAIRS & M	1,000.00	0.00	1,922.84	-922.84	0.00	0.00	-922.84

Account.....	Description	Rev combined..	Combined MTD..	Combined YTD..	Combined Unexp	Combined Enc..	Prior Excess..	Combined Unenc
1110.2730.5252	EQUIPMENT	17,500.00	0.00	2,830.03	14,669.97	12,415.52	0.00	2,254.45
1110.2730.5255	FUEL AND LU	975.00	19.27	157.62	817.38	0.00	0.00	817.38
1110.2730.5286	MEDICARE	5,408.48	410.42	3,288.18	2,120.30	0.00	0.00	2,120.30
1110.2730.5290	PERS	52,219.77	4,355.47	33,003.13	19,216.64	0.00	0.00	19,216.64
1110.2730.5293	WORKERS COM	13,502.00	0.00	0.00	13,502.00	0.00	0.00	13,502.00
1110.2730.5294	HOSPITALIZA	102,108.66	11,711.89	43,874.37	58,234.29	0.00	0.00	58,234.29
Subtotal for object		682,938.62	57,986.83	403,011.05	279,927.57	19,950.52	0.00	259,977.05
* Dept 2730 COURTS		682,938.62	57,986.83	403,011.05	279,927.57	19,950.52	0.00	259,977.05
1110.2740.5210	DIRECTOR	83,200.00	6,400.00	54,400.00	28,800.00	0.00	0.00	28,800.00
1110.2740.5211	OTHER EMPLO	142,978.32	10,292.23	82,020.08	60,958.24	0.00	0.00	60,958.24
1110.2740.5220	TRAVEL LONG	0.00	0.00	0.00	0.00	0.00	0.00	0.00
1110.2740.5221	TRAVEL LOCA	20.00	0.00	20.00	0.00	0.00	0.00	0.00
1110.2740.5222	BOOKS & PER	500.00	0.00	0.00	500.00	0.00	0.00	500.00
1110.2740.5223	MEMBERSHIP	1,000.00	0.00	0.00	1,000.00	0.00	0.00	1,000.00
1110.2740.5224	TRAINING	6,000.00	0.00	2,084.00	3,916.00	0.00	0.00	3,916.00
1110.2740.5233	POSTAGE - F	463.00	49.50	433.75	29.25	0.00	0.00	29.25
1110.2740.5234	PROFESSIONA	17,000.00	0.00	1,532.94	15,467.06	0.00	0.00	15,467.06
1110.2740.5236	BOND INSURA	321.00	0.00	0.00	321.00	0.00	0.00	321.00
1110.2740.5241	OFFICE SUPP	3,220.08	0.00	1,093.50	2,126.58	0.00	0.00	2,126.58
1110.2740.5242	OPERATING S	2,000.00	1,147.40	3,067.91	-1,067.91	417.95	0.00	-1,485.86
1110.2740.5243	REPAIRS & M	1,600.00	0.00	1,055.08	544.92	0.00	0.00	544.92
1110.2740.5249	AUDIT EXPEN	21,000.00	0.00	10,130.00	10,870.00	0.00	0.00	10,870.00
1110.2740.5252	EQUIPMENT	933.00	0.00	0.00	933.00	0.00	0.00	933.00
1110.2740.5286	MEDICARE	3,279.59	238.08	2,020.16	1,259.43	0.00	0.00	1,259.43
1110.2740.5290	PERS	31,664.96	2,340.27	19,826.96	11,838.00	0.00	0.00	11,838.00
1110.2740.5293	WORKERS COM	7,010.00	0.00	0.00	7,010.00	0.00	0.00	7,010.00
1110.2740.5294	HOSPITALIZA	16,000.00	806.83	8,449.92	7,550.08	0.00	0.00	7,550.08
Subtotal for object		338,189.95	21,274.31	186,134.30	152,055.65	417.95	0.00	151,637.70
* Dept 2740 FINANCE		338,189.95	21,274.31	186,134.30	152,055.65	417.95	0.00	151,637.70
1110.2760.5210	COMMISSIONE	2,433.60	187.20	1,591.20	842.40	0.00	0.00	842.40
1110.2760.5233	POSTAGE - C	301.00	10.00	158.68	142.32	0.00	0.00	142.32
1110.2760.5242	OPERATING S	0.00	0.00	0.00	0.00	0.00	0.00	0.00
1110.2760.5286	MEDICARE	35.29	2.70	23.07	12.22	0.00	0.00	12.22
1110.2760.5290	PERS	340.70	26.21	222.78	117.92	0.00	0.00	117.92
1110.2760.5293	WORKERS COM	87.03	0.00	0.00	87.03	0.00	0.00	87.03
Subtotal for object		3,197.62	226.11	1,995.73	1,201.89	0.00	0.00	1,201.89
* Dept 2760 CIVIL SERVICE COMM		3,197.62	226.11	1,995.73	1,201.89	0.00	0.00	1,201.89
1110.2770.5210	DIRECTOR	28,429.44	2,186.88	18,588.44	9,841.00	0.00	0.00	9,841.00
1110.2770.5234	PROFESSIONA	12,000.00	0.00	7,148.75	4,851.25	125.00	0.00	4,726.25
1110.2770.5242	OPERATING S	551.66	30.97	2,816.91	-2,265.25	0.00	0.00	-2,265.25
1110.2770.5252	EQUIPMENT -	21,261.49	147.99	5,733.94	15,527.55	6,212.00	0.00	9,315.55
1110.2770.5253	DATA & VOIC	0.00	0.00	0.00	0.00	0.00	0.00	0.00
1110.2770.5255	FUEL AND LU	0.00	0.00	0.00	0.00	0.00	0.00	0.00
1110.2770.5286	MEDICARE -	412.23	31.71	269.50	142.73	0.00	0.00	142.73
1110.2770.5290	PERS - EDP/	3,980.12	100.80	2,412.25	1,567.87	0.00	0.00	1,567.87

Account.....	Description	Rev combined..	Combined MTD..	Combined YTD..	Combined Unexp	Combined Enc..	Prior Excess..	Combined Unenc
1110.2770.5293	WORKERS COM	700.00	0.00	0.00	700.00	0.00	0.00	700.00
Subtotal for object		67,334.94	2,498.35	36,969.79	30,365.15	6,337.00	0.00	24,028.15
* Dept 2770 EDP/IT		67,334.94	2,498.35	36,969.79	30,365.15	6,337.00	0.00	24,028.15
1110.2780.5210	DIRECTOR	20,624.50	1,269.20	10,788.20	9,836.30	0.00	0.00	9,836.30
1110.2780.5211	OTHER EMPLO	27,088.00	2,080.00	17,770.25	9,317.75	0.00	0.00	9,317.75
1110.2780.5224	TRAINING -	500.00	0.00	0.00	500.00	0.00	0.00	500.00
1110.2780.5233	POSTAGE - H	500.00	70.00	315.25	184.75	0.00	0.00	184.75
1110.2780.5234	PROFESSIONA	0.00	0.00	0.00	0.00	0.00	0.00	0.00
1110.2780.5241	OFFICE SUPP	0.00	0.00	0.00	0.00	0.00	0.00	0.00
1110.2780.5242	OPERATING S	1,500.00	0.00	891.62	608.38	64.00	0.00	544.38
1110.2780.5286	MEDICARE	691.48	44.39	380.58	310.90	0.00	0.00	310.90
1110.2780.5290	PERS	6,673.03	468.89	3,975.80	2,697.23	0.00	0.00	2,697.23
1110.2780.5293	WORKERS COM	871.21	0.00	0.00	871.21	0.00	0.00	871.21
Subtotal for object		58,448.22	3,932.48	34,121.70	24,326.52	64.00	0.00	24,262.52
* Dept 2780 HUMAN RESOURCES		58,448.22	3,932.48	34,121.70	24,326.52	64.00	0.00	24,262.52
** 1110 GENERAL FUND		13,262,811.27	961,102.57	7,571,436.02	5,691,375.25	504,663.73	784.91	5,185,926.61
1120.2700.5277	RESERVE FIR	47,873.00	0.00	0.00	47,873.00	0.00	0.00	47,873.00
2210.2150.5234	PROFESSIONA	120,000.00	7,126.31	103,773.51	16,226.49	2,638.00	0.00	13,588.49
2210.2150.5242	OPERATING S	6,000.00	0.00	946.00	5,054.00	0.00	0.00	5,054.00
2210.2150.5243	REPAIRS & M	5,025.40	0.00	1,085.16	3,940.24	0.00	0.00	3,940.24
2210.2150.5252	EQUIPMENT	0.00	0.00	0.00	0.00	0.00	0.00	0.00
2210.2150.5281	TRAFFIC LIG	43,809.00	2,369.92	31,511.02	12,297.98	3,401.75	0.00	8,896.23
Subtotal for object		174,834.40	9,496.23	137,315.69	37,518.71	6,039.75	0.00	31,478.96
* Dept 2150 TRAFFIC CONTROL		174,834.40	9,496.23	137,315.69	37,518.71	6,039.75	0.00	31,478.96
2210.2620.5211	OTHER EMPLO	218,287.40	15,596.78	141,039.84	77,247.56	0.00	0.00	77,247.56
2210.2620.5213	OVERTIME -	22,000.00	49.00	14,638.25	7,361.75	0.00	0.00	7,361.75
2210.2620.5234	PROFESSIONA	20,000.00	34.95	7,229.15	12,770.85	0.00	0.00	12,770.85
2210.2620.5242	OPERATING S	200,000.00	3,517.22	166,241.54	33,758.46	1,401.00	0.00	32,357.46
2210.2620.5243	REPAIRS & M	15,000.00	16.00	3,196.65	11,803.35	0.00	0.00	11,803.35
2210.2620.5244	SMALL TOOLS	4,659.00	0.00	0.00	4,659.00	0.00	0.00	4,659.00
2210.2620.5252	EQUIPMENT -	40.61	0.00	40.61	0.00	8,660.00	0.00	-8,660.00
2210.2620.5257	VEHICLE REP	50,000.00	998.29	34,909.52	15,090.48	2,048.82	0.00	13,041.66
2210.2620.5286	MEDICARE -	3,214.62	205.91	2,069.29	1,145.33	0.00	0.00	1,145.33
2210.2620.5290	PERS	30,982.52	1,219.26	10,849.93	20,132.59	0.00	0.00	20,132.59
2210.2620.5291	PICK-UP - P	14,769.76	1,047.86	8,261.71	6,508.05	0.00	0.00	6,508.05
2210.2620.5293	WORKERS COM	7,074.94	0.00	0.00	7,074.94	0.00	0.00	7,074.94
2210.2620.5294	HOSPITALIZA	52,150.54	1,705.06	30,434.60	21,715.94	0.00	0.00	21,715.94
Subtotal for object		638,179.39	24,390.33	418,911.09	219,268.30	12,109.82	0.00	207,158.48
* Dept 2620 PUBLIC SERVICES		638,179.39	24,390.33	418,911.09	219,268.30	12,109.82	0.00	207,158.48
** 2210 STREET FUND		813,013.79	33,886.56	556,226.78	256,787.01	18,149.57	0.00	238,637.44

Account.....	Description	Rev combined..	Combined MTD..	Combined YTD..	Combined Unexp	Combined Enc..	Prior Excess..	Combined Unenc
2212.2100.5291	POLICE PENS	51,228.80	0.00	25,614.40	25,614.40	0.00	0.00	25,614.40
2213.2100.5292	FIRE PENSIO	42,367.60	0.00	21,183.80	21,183.80	0.00	0.00	21,183.80
2215.2410.5211	OTHER EMPLO	41,718.62	6,681.85	29,511.21	12,207.41	0.00	0.00	12,207.41
2215.2410.5221	TRAVEL (LOC	161.19	0.00	0.00	161.19	0.00	0.00	161.19
2215.2410.5224	TRAINING -	5,000.00	0.00	0.00	5,000.00	0.00	0.00	5,000.00
2215.2410.5234	PROFESSIONA	50,000.00	0.00	0.00	50,000.00	0.00	0.00	50,000.00
2215.2410.5241	OFFICE SUPP	2,000.00	0.00	0.00	2,000.00	0.00	0.00	2,000.00
2215.2410.5242	OPERATING S	30,000.00	0.00	12,159.97	17,840.03	0.00	0.00	17,840.03
2215.2410.5243	REPAIRS & M	179.10	0.00	214.07	-34.97	0.00	0.00	-34.97
2215.2410.5255	FUEL AND LU	3,000.00	0.00	0.00	3,000.00	0.00	0.00	3,000.00
2215.2410.5286	MEDICARE -	600.64	0.00	327.48	273.16	0.00	0.00	273.16
2215.2410.5290	PERS - HOUS	5,799.31	800.69	2,931.09	2,868.22	0.00	0.00	2,868.22
2215.2410.5293	WORKERS COM	3,000.00	0.00	0.00	3,000.00	0.00	0.00	3,000.00
Subtotal for object		141,458.86	7,482.54	45,143.82	96,315.04	0.00	0.00	96,315.04
* Dept 2410 HOUSING DEPT		141,458.86	7,482.54	45,143.82	96,315.04	0.00	0.00	96,315.04
** 2215 RENTAL REGISTRATION		141,458.86	7,482.54	45,143.82	96,315.04	0.00	0.00	96,315.04
2230.2120.5211	FULL TIME P	512,209.43	36,153.71	297,220.56	214,988.87	0.00	0.00	214,988.87
2230.2120.5233	POSTAGE - F	658.98	8.00	223.57	435.41	0.00	0.00	435.41
2230.2120.5234	PROFESSIONA	50,904.65	0.00	34,113.00	16,791.65	0.00	0.00	16,791.65
2230.2120.5242	OPERATING S	0.00	239.90	3,665.55	-3,665.55	239.90	0.00	-3,905.45
2230.2120.5243	REPAIR & MA	25,158.70	0.00	6,794.61	18,364.09	0.00	0.00	18,364.09
2230.2120.5248	CLOTHING	6,600.00	0.00	3,000.00	3,600.00	0.00	0.00	3,600.00
2230.2120.5252	EQUIPMENT(I	19,685.41	0.00	8,969.49	10,715.92	0.00	0.00	10,715.92
2230.2120.5254	TIRES AND R	5,000.00	0.00	2,055.00	2,945.00	0.00	0.00	2,945.00
2230.2120.5255	FUEL AND LU	22,063.93	1,198.36	12,010.73	10,053.20	0.00	0.00	10,053.20
2230.2120.5256	REPAIR PART	5,000.00	0.00	0.00	5,000.00	186.28	0.00	4,813.72
2230.2120.5257	VEHICLE RE	0.00	748.00	1,198.00	-1,198.00	4,565.00	0.00	-5,763.00
2230.2120.5286	MEDICARE	7,427.04	481.62	4,070.56	3,356.48	0.00	0.00	3,356.48
2230.2120.5292	FIRE PENSIO	117,321.28	8,429.19	68,774.38	48,546.90	0.00	0.00	48,546.90
2230.2120.5293	WORKERS COM	15,000.04	0.00	0.00	15,000.04	0.00	0.00	15,000.04
2230.2120.5294	HOSPITILIZA	50,000.00	2,037.75	22,423.60	27,576.40	0.00	0.00	27,576.40
Subtotal for object		837,029.46	49,296.53	464,519.05	372,510.41	4,991.18	0.00	367,519.23
* Dept 2120 FIRE DEPT		837,029.46	49,296.53	464,519.05	372,510.41	4,991.18	0.00	367,519.23
** 2230 EC-EMS		837,029.46	49,296.53	464,519.05	372,510.41	4,991.18	0.00	367,519.23
2231.2120.5252	EQUIPMENT	698,278.67	0.00	331,064.56	367,214.11	2,815.00	0.00	364,399.11
2231.2121.5212	REGULAR FIR	248,040.52	13,296.64	113,539.02	134,501.50	0.00	0.00	134,501.50
2231.2121.5248	CLOTHING -	6,600.00	0.00	600.00	6,000.00	0.00	0.00	6,000.00
2231.2121.5286	MEDICARE -	3,596.59	1.74	1,621.32	1,975.27	0.00	0.00	1,975.27
2231.2121.5292	FIRE PENSIO	59,529.72	3,442.97	27,419.74	32,109.98	0.00	0.00	32,109.98
2231.2121.5293	WORKERS COM	40,000.00	0.00	0.00	40,000.00	0.00	0.00	40,000.00
2231.2121.5294	HOSPITILIZA	60,000.00	923.50	18,357.74	41,642.26	0.00	0.00	41,642.26

Account.....	Description	Rev	combined..	Combined MTD..	Combined YTD..	Combined Unexp	Combined Enc..	Prior Excess..	Combined Unenc
Subtotal for object			417,766.83	17,664.85	161,537.82	256,229.01	0.00	0.00	256,229.01
* Dept 2121 SAFER GRANT			417,766.83	17,664.85	161,537.82	256,229.01	0.00	0.00	256,229.01
2231.2122.5212	REGULAR FIR	305,008.43	20,768.40	175,007.47	130,000.96	0.00	0.00	0.00	130,000.96
2231.2122.5248	CLOTHING	4,422.62	0.00	1,800.00	2,622.62	0.00	0.00	0.00	2,622.62
2231.2122.5286	MEDICARE	4,422.62	485.92	2,529.46	1,893.16	0.00	0.00	0.00	1,893.16
2231.2122.5292	FIRE PENSIO	73,069.49	5,174.91	42,382.69	30,686.80	0.00	0.00	0.00	30,686.80
2231.2122.5293	WORKERS COM	20,000.00	0.00	0.00	20,000.00	0.00	0.00	0.00	20,000.00
2231.2122.5294	HOSPITILIZA	20,000.00	200.98	5,128.80	14,871.20	0.00	0.00	0.00	14,871.20
Subtotal for object			426,923.16	26,630.21	226,848.42	200,074.74	0.00	0.00	200,074.74
* Dept 2122			426,923.16	26,630.21	226,848.42	200,074.74	0.00	0.00	200,074.74
** 2231 FEMA GRANT FIRE		1,542,968.66	44,295.06	719,450.80	823,517.86	2,815.00	0.00	0.00	820,702.86
2241.2110.5212	REGULAR POL	951,562.77	0.00	0.00	951,562.77	0.00	0.00	0.00	951,562.77
2241.2110.5242	OPERATING S	0.00	0.00	0.00	0.00	0.00	0.00	0.00	0.00
2241.2110.5286	MEDICARE -	13,797.66	0.00	0.00	13,797.66	0.00	0.00	0.00	13,797.66
2241.2110.5291	POLICE PENS	186,610.47	0.00	0.00	186,610.47	0.00	0.00	0.00	186,610.47
2241.2110.5293	WORKERS COM	785.97	0.00	0.00	785.97	0.00	0.00	0.00	785.97
Subtotal for object		1,152,756.87	0.00	0.00	1,152,756.87	0.00	0.00	0.00	1,152,756.87
* Dept 2110 POLICE DEPT		1,152,756.87	0.00	0.00	1,152,756.87	0.00	0.00	0.00	1,152,756.87
2241.2120.5212	REGULAR POL	876,591.69	0.00	0.00	876,591.69	0.00	0.00	0.00	876,591.69
2241.2120.5242	OPERATING S	0.00	0.00	0.00	0.00	0.00	0.00	0.00	0.00
2241.2120.5286	MEDICARE -	12,710.58	0.00	0.00	12,710.58	0.00	0.00	0.00	12,710.58
2241.2120.5292	FIRE PENSIO	191,448.13	0.00	0.00	191,448.13	0.00	0.00	0.00	191,448.13
2241.2120.5293	WORKERS COM	0.00	0.00	0.00	0.00	0.00	0.00	0.00	0.00
Subtotal for object		1,080,750.40	0.00	0.00	1,080,750.40	0.00	0.00	0.00	1,080,750.40
* Dept 2120 FIRE DEPT		1,080,750.40	0.00	0.00	1,080,750.40	0.00	0.00	0.00	1,080,750.40
** 2241 CORONAVIRUS RELIEF		2,233,507.27	0.00	0.00	2,233,507.27	0.00	0.00	0.00	2,233,507.27
2255.2730.5234	PROFESSIONA	18,590.00	1,394.42	11,299.27	7,290.73	0.00	0.00	0.00	7,290.73
2255.2730.5239	OTHER	31,410.00	184.99	898.40	30,511.60	0.00	0.00	0.00	30,511.60
Subtotal for object		50,000.00	1,579.41	12,197.67	37,802.33	0.00	0.00	0.00	37,802.33
* Dept 2730 COURTS		50,000.00	1,579.41	12,197.67	37,802.33	0.00	0.00	0.00	37,802.33
** 2255 SPECIAL PROJECTS COURT		50,000.00	1,579.41	12,197.67	37,802.33	0.00	0.00	0.00	37,802.33
2260.2350.5233	CLEVELAND T	4,650.00	0.00	0.00	4,650.00	0.00	0.00	0.00	4,650.00
2260.2350.5246	E. C. YOUTH	67,676.00	0.00	32,760.00	34,916.00	0.00	0.00	0.00	34,916.00
2260.2350.5247	POLICE ATHL	17,778.82	0.00	8,230.83	9,547.99	0.00	0.00	0.00	9,547.99
Subtotal for object		90,104.82	0.00	40,990.83	49,113.99	0.00	0.00	0.00	49,113.99

Account.....	Description	Rev	combined..	Combined MTD..	Combined YTD..	Combined Unexp	Combined Enc..	Prior Excess..	Combined Unenc
* Dept 2350	HSB OLDER AMERICAN	90,104.82		0.00	40,990.83	49,113.99	0.00	0.00	49,113.99
2260.2410.5303	HOUSING PAI	91,281.25		0.00	0.00	91,281.25	69,821.25	0.00	21,460.00
2260.2410.5304	LEAD ABATEM	52,547.00		0.00	8,050.00	44,497.00	497.00	0.00	44,000.00
2260.2410.5310	EMERGENCY R	142,179.00		0.00	30,025.00	112,154.00	12,925.00	0.00	99,229.00
Subtotal for object		286,007.25		0.00	38,075.00	247,932.25	83,243.25	0.00	164,689.00
* Dept 2410	HOUSING DEPT	286,007.25		0.00	38,075.00	247,932.25	83,243.25	0.00	164,689.00
2260.2420.5210	DIRECTOR -	38,273.66	2,944.12		25,025.02	13,248.64	0.00	0.00	13,248.64
2260.2420.5211	OTHER EMPLO	87,912.32	7,035.67		60,963.26	26,949.06	0.00	0.00	26,949.06
2260.2420.5220	TRAVEL LONG	3,309.00		0.00	445.20	2,863.80	0.00	0.00	2,863.80
2260.2420.5221	TRAVEL LOCA	960.27		0.00	960.27	0.00	0.00	0.00	0.00
2260.2420.5223	MEMBERSHIP	3,530.00		0.00	3,000.00	530.00	0.00	0.00	530.00
2260.2420.5224	TRAINING -	1,265.00		0.00	1,265.00	0.00	0.00	0.00	0.00
2260.2420.5232	COMMUNICATI	3,336.32		0.00	3,313.54	22.78	0.00	0.00	22.78
2260.2420.5234	PROFESSIONA	14,500.00		0.00	0.00	14,500.00	14,500.00	0.00	0.00
2260.2420.5241	OFFICE SUPP	2,000.00		0.00	315.00	1,685.00	395.95	0.00	1,289.05
2260.2420.5242	OPERATING S	0.00		0.00	0.00	0.00	0.00	0.00	0.00
2260.2420.5252	EQUIPMENT -	3,638.94		0.00	3,638.94	0.00	0.00	0.00	0.00
2260.2420.5286	MEDICARE -	1,808.24	139.09		1,201.48	606.76	0.00	0.00	606.76
2260.2420.5290	PERS - ADMI	17,458.84	1,415.18		12,068.27	5,390.57	0.00	0.00	5,390.57
2260.2420.5293	WORKMEN'S C	4,205.48		0.00	0.00	4,205.48	0.00	0.00	4,205.48
2260.2420.5294	HOSPITALIZA	26,912.12	1,279.29		10,660.51	16,251.61	0.00	0.00	16,251.61
2260.2420.5350	CAPITAL LEA	6,217.39		0.00	195.72	6,021.67	579.77	0.00	5,441.90
Subtotal for object		215,327.58	12,813.35		123,052.21	92,275.37	15,475.72	0.00	76,799.65
* Dept 2420	ADMIN	215,327.58	12,813.35		123,052.21	92,275.37	15,475.72	0.00	76,799.65
2260.2620.5000	ADVANCES OU	19,500.00		0.00	0.00	19,500.00	0.00	0.00	19,500.00
2260.2620.5235	DEMOLITION	64,850.00		0.00	55,188.00	9,662.00	6,550.00	25.00	3,087.00
2260.2620.5237	PARKS DEVEL	25,000.00		0.00	0.00	25,000.00	0.00	0.00	25,000.00
2260.2620.5239	STREET RESU	1,758,722.98		0.00	881,422.24	877,300.74	17,354.08	0.00	859,946.66
2260.2620.5290	PERS - PUBL	0.00		0.00	0.00	0.00	0.00	0.00	0.00
Subtotal for object		1,868,072.98		0.00	936,610.24	931,462.74	23,904.08	25.00	907,533.66
* Dept 2620	PUBLIC SERVICES	1,868,072.98		0.00	936,610.24	931,462.74	23,904.08	25.00	907,533.66
** 2260	COMMUNITY DEVELOPMENT	2,459,512.63	12,813.35		1,138,728.28	1,320,784.35	122,623.05	25.00	1,198,136.30
2262.2260.5239	STREET IMPR	85,225.39		0.00	85,225.39	0.00	0.00	0.00	0.00
2269.2730.5234	PROFESSIONA	6,678.05		0.00	1,754.89	4,923.16	0.00	0.00	4,923.16
2269.2730.5239	OTHER	14,480.00	165.00		7,454.00	7,026.00	0.00	0.00	7,026.00
2269.2730.5241	OFFICE SUPP	1,531.79		0.00	0.00	1,531.79	0.00	0.00	1,531.79
2269.2730.5242	OPERATING S	0.00	814.56		5,087.47	-5,087.47	0.00	0.00	-5,087.47
2269.2730.5243	REPAIRS & M	5,981.05		0.00	0.00	5,981.05	0.00	0.00	5,981.05
2269.2730.5252	EQUIPMENT -	6,497.86		0.00	4,207.75	2,290.11	0.00	0.00	2,290.11
2269.2730.5253	DATA & VOIC	0.00		0.00	336.62	-336.62	0.00	0.00	-336.62
Subtotal for object		35,168.75	979.56		18,840.73	16,328.02	0.00	0.00	16,328.02

Account.....	Description	Rev	combined..	Combined MTD..	Combined YTD..	Combined Unexp	Combined Enc..	Prior Excess..	Combined Unenc
Subtotal for object		26,657.06	0.00	0.00	26,657.06	0.00	0.00	0.00	26,657.06
* Dept 2110 POLICE DEPT		26,657.06	0.00	0.00	26,657.06	0.00	0.00	0.00	26,657.06
** 2281 OCJS CESF (STATE)		26,657.06	0.00	0.00	26,657.06	0.00	0.00	0.00	26,657.06
2285.2730.5220	TRAVEL LONG	280.00	0.00	0.00	280.00	0.00	0.00	0.00	280.00
2285.2730.5221	TRAVEL (LOC	628.00	0.00	0.00	628.00	0.00	0.00	0.00	628.00
2285.2730.5223	MEMBERSHIPS	300.00	0.00	300.00	0.00	0.00	0.00	0.00	0.00
2285.2730.5224	TRAINING	700.00	0.00	0.00	700.00	0.00	0.00	0.00	700.00
2285.2730.5234	PROFESSIONA	23,116.40	1,996.80	15,932.80	7,183.60	0.00	0.00	0.00	7,183.60
Subtotal for object		25,024.40	1,996.80	16,232.80	8,791.60	0.00	0.00	0.00	8,791.60
* Dept 2730 COURTS		25,024.40	1,996.80	16,232.80	8,791.60	0.00	0.00	0.00	8,791.60
** 2285 CITY PROBATION SERVICES	F25,024.40	1,996.80	16,232.80	8,791.60	0.00	0.00	0.00	0.00	8,791.60
2289.2260.5210	PROGRAM MGR	10,438.27	802.94	6,824.99	3,613.28	0.00	0.00	0.00	3,613.28
2289.2260.5211	ADMIN	28,288.00	1,125.40	11,723.20	16,564.80	0.00	0.00	0.00	16,564.80
2289.2260.5224	TRAINING	210.00	0.00	0.00	210.00	0.00	0.00	0.00	210.00
2289.2260.5234	PROFESSIONA	842.50	0.00	842.50	0.00	0.00	0.00	0.00	0.00
2289.2260.5286	MEDICARE -	561.53	27.96	268.92	292.61	0.00	0.00	0.00	292.61
2289.2260.5290	PERS - CDBG	5,421.68	322.81	2,601.05	2,820.63	0.00	0.00	0.00	2,820.63
2289.2260.5293	WORKERS COM	500.00	0.00	0.00	500.00	0.00	0.00	0.00	500.00
2289.2260.5294	HOSPITILIZA	1,500.00	105.86	760.71	739.29	0.00	0.00	0.00	739.29
2289.2260.5304	HOME OWNER/	168,242.50	0.00	3,900.00	164,342.50	39,525.00	0.00	0.00	124,817.50
Subtotal for object		216,004.48	2,384.97	26,921.37	189,083.11	39,525.00	0.00	0.00	149,558.11
* Dept 2260 COMMUNITY DEVELOPMEN	216,004.48	2,384.97	26,921.37	189,083.11	39,525.00	0.00	0.00	0.00	149,558.11
** 2289 HOME - PROGRAM 99		216,004.48	2,384.97	26,921.37	189,083.11	39,525.00	0.00	0.00	149,558.11
2290.2110.5242	OPERATING S	14,232.00	0.00	0.00	14,232.00	0.00	0.00	0.00	14,232.00
2296.2110.5212	REGULAR POL	22,561.30	0.00	3,533.13	19,028.17	0.00	0.00	0.00	19,028.17
2296.2110.5286	MEDICARE -	327.14	0.00	48.78	278.36	0.00	0.00	0.00	278.36
2296.2110.5291	POLICE PENS	4,399.45	0.00	0.00	4,399.45	0.00	0.00	0.00	4,399.45
2296.2110.5293	WORKERS COM	5,336.76	0.00	0.00	5,336.76	0.00	0.00	0.00	5,336.76
2296.2110.5294	HOSPITILIZA	50,000.00	0.00	0.00	50,000.00	0.00	0.00	0.00	50,000.00
Subtotal for object		82,624.65	0.00	3,581.91	79,042.74	0.00	0.00	0.00	79,042.74
* Dept 2110 POLICE DEPT		82,624.65	0.00	3,581.91	79,042.74	0.00	0.00	0.00	79,042.74
2296.2111.5212	REGULAR POL	78,157.22	6,369.76	54,504.96	23,652.26	0.00	0.00	0.00	23,652.26
2296.2111.5286	MEDICARE	1,133.28	87.39	750.23	383.05	0.00	0.00	0.00	383.05
2296.2111.5291	POLICE PENS	15,240.66	1,424.28	11,282.43	3,958.23	0.00	0.00	0.00	3,958.23
2296.2111.5293	WORKERS COM	2,000.00	0.00	0.00	2,000.00	0.00	0.00	0.00	2,000.00
2296.2111.5294	HOSPITILIZA	17,000.00	864.54	9,058.40	7,941.60	0.00	0.00	0.00	7,941.60
Subtotal for object		113,531.16	8,745.97	75,596.02	37,935.14	0.00	0.00	0.00	37,935.14

Account.....	Description	Rev combined..	Combined MTD..	Combined YTD..	Combined Unexp	Combined Enc..	Prior Excess..	Combined Unenc
* Dept 2111		113,531.16	8,745.97	75,596.02	37,935.14	0.00	0.00	37,935.14
** 2296 SCHOOL RESOURCE OFFICERS		196,155.81	8,745.97	79,177.93	116,977.88	0.00	0.00	116,977.88
2298.2110.5239	OTHER - POL	0.00	55.95	397.60	-397.60	0.00	0.00	-397.60
2298.2110.5242	OPERATING S	13,576.88	526.46	7,068.97	6,507.91	0.00	0.00	6,507.91
Subtotal for object		13,576.88	582.41	7,466.57	6,110.31	0.00	0.00	6,110.31
* Dept 2110 POLICE DEPT		13,576.88	582.41	7,466.57	6,110.31	0.00	0.00	6,110.31
** 2298 LAW ENFORCEMENT TRUST		13,576.88	582.41	7,466.57	6,110.31	0.00	0.00	6,110.31
3310.2800.5422	DEBTPRINCIP	48,738.57	0.00	48,738.57	0.00	0.00	0.00	0.00
4415.2110.5252	POLICE VEHI	77,330.68	0.00	0.00	77,330.68	62,591.00	0.00	14,739.68
4415.2130.5252	STREET LIGH	78,902.04	0.00	32,058.29	46,843.75	46,843.75	1,218.75	-1,218.75
4415.2542.5234	PROFESSIONA	90,569.56	1,500.00	1,500.00	89,069.56	24,005.96	0.00	65,063.60
4415.2542.5251	SERVICE DEP	64,895.23	0.00	35,896.87	28,998.36	27,446.00	0.00	1,552.36
4415.2542.5252	TRUCKS AND	139,058.86	0.00	0.00	139,058.86	0.00	0.00	139,058.86
4415.2542.5253	CAPITAL IMP	22,071.79	0.00	10,089.80	11,981.99	0.00	0.00	11,981.99
Subtotal for object		316,595.44	1,500.00	47,486.67	269,108.77	51,451.96	0.00	217,656.81
* Dept 2542		316,595.44	1,500.00	47,486.67	269,108.77	51,451.96	0.00	217,656.81
4415.2700.5253	CAPITAL IMP	718,051.25	0.00	241,713.44	476,337.81	22,919.10	0.00	453,418.71
** 4415 PERMANENT IMPROVEMENT		1,190,879.41	1,500.00	321,258.40	869,621.01	183,805.81	1,218.75	684,596.45
7721.2900.5412	MISCELLANEO	2,995.33	0.00	25.00	2,970.33	0.00	0.00	2,970.33
7734.2900.5401	AFSCME DUES	3,137.09	196.80	1,672.80	1,464.29	0.00	0.00	1,464.29
7734.2900.5404	FIRE HOUSE	2,194.17	145.00	1,270.00	924.17	0.00	0.00	924.17
7734.2900.5405	FIRE UNION	22,541.67	1,800.00	15,600.00	6,941.67	0.00	0.00	6,941.67
7734.2900.5406	FOP-OLC	1,736.89	0.00	0.00	1,736.89	0.00	0.00	1,736.89
7734.2900.5407	FOP-L39	22,410.00	1,300.80	13,970.59	8,439.41	0.00	0.00	8,439.41
7734.2900.5408	LEGAL SHIEL	1,975.13	136.22	1,157.87	817.26	0.00	0.00	817.26
7734.2900.5410	OML INSUR	815.67	28.06	224.48	591.19	0.00	0.00	591.19
7734.2900.5411	COLONIAL LI	45,842.28	2,047.85	16,052.12	29,790.16	0.00	0.00	29,790.16
7734.2900.5412	POLICE & FI	50,000.00	4,532.66	37,157.07	12,842.93	0.00	0.00	12,842.93
7734.2900.5413	SEIU DUES	126.37	0.00	0.00	126.37	0.00	0.00	126.37
7734.2900.5416	AFLAC	18,235.15	1,454.40	8,208.78	10,026.37	0.00	0.00	10,026.37
7734.2900.5417	OverPayment	18,579.78	0.00	1,797.92	16,781.86	0.00	0.00	16,781.86
7734.2900.5418	OPED	193,376.64	14,185.00	117,144.81	76,231.83	0.00	0.00	76,231.83
7734.2900.5419	OPERS-EMPLO	213,151.28	13,427.58	112,097.33	101,053.95	0.00	0.00	101,053.95
7734.2900.5420	OP&F-EMPLOY	426,074.05	41,457.46	337,664.93	88,409.12	0.00	0.00	88,409.12
Subtotal for object		1,020,196.17	80,711.83	664,018.70	356,177.47	0.00	0.00	356,177.47
* Dept 2900 MEDICARE		1,020,196.17	80,711.83	664,018.70	356,177.47	0.00	0.00	356,177.47

Account.....	Description	Rev combined..	Combined MTD..	Combined YTD..	Combined Unexp	Combined Enc..	Prior Excess..	Combined Unenc
** 7734	EMPLOYEE WITHHOLDINGS	1,020,196.17	80,711.83	664,018.70	356,177.47	0.00	0.00	356,177.47
7735.2714.5234	PROFESSIONA	295,039.80	23,981.39	195,995.19	99,044.61	0.00	0.00	99,044.61
7735.2714.5294	Medical Cla	1,290,888.24	62,014.13	468,774.14	822,114.10	0.00	0.00	822,114.10
Subtotal for object		1,585,928.04	85,995.52	664,769.33	921,158.71	0.00	0.00	921,158.71
* Dept 2714	CENTRAL SERVICES	1,585,928.04	85,995.52	664,769.33	921,158.71	0.00	0.00	921,158.71
** 7735	Self Insured Healthcar	1,585,928.04	85,995.52	664,769.33	921,158.71	0.00	0.00	921,158.71
***		26,182,733.79	1,303,405.92	12,587,449.43	13,595,284.36	877,721.58	2,028.66	12,715,534.12

The City of East Cleveland

Encumber By
Account and Fund

For Period Ending
8/31/2020

Source of Information
Finance Department
Financial Management System

Vend#	Name	Po / Vch	---Date---	Account	Project	Balance	Orig Encumbr
07412	LEWIS EXTERMINATING	RG175064	01-07-2020	1110.2110.5228		500.00	1,500.00
01972	HOME DEPOT U.S.A INC.	RG176166	08-27-2020	1110.2110.5228		448.00	448.00
	PRISONER CARE/HYGIENE			1110.2110.5228		<u>948.00</u>	<u>1,948.00</u>
01432	Staples Business Advantage	RG176107	08-11-2020	1110.2110.5242		189.27	189.27
07888	AMAZON CAPITAL SERVICES	RG176150	08-20-2020	1110.2110.5242		88.20	88.20
07888	AMAZON CAPITAL SERVICES	RG176151	08-20-2020	1110.2110.5242		405.77	405.77
07810	Less Lethal, LLC	RG176172	08-27-2020	1110.2110.5242		1,670.00	1,670.00
	OPERATING SUPPLIES			1110.2110.5242		<u>2,353.24</u>	<u>2,353.24</u>
05806	FIRESTONE COMPLETE AUTOCARE	RG175340	02-25-2020	1110.2110.5256		3,855.91	8,000.00
07291	OREILLY AUTO PARTS	RG175980	07-15-2020	1110.2110.5256		17.49	50.56
07291	OREILLY AUTO PARTS	RG176175	08-27-2020	1110.2110.5256		24.84	24.84
07291	OREILLY AUTO PARTS	RG176184	08-27-2020	1110.2110.5256		141.21	141.21
	REPAIR PARTS - POLICE			1110.2110.5256		<u>4,039.45</u>	<u>8,216.61</u>
07412	LEWIS EXTERMINATING	RG175064	01-07-2020	1110.2120.5234		800.00	2,400.00
07412	LEWIS EXTERMINATING	RG175064	01-07-2020	1110.2120.5234		500.00	1,500.00
	PROFESSIONAL SERVICES			1110.2120.5234		<u>1,300.00</u>	<u>3,900.00</u>
05519	Nichols	RG176120	08-17-2020	1110.2120.5242		680.42	680.42
	OPERATING SUPPLIES			1110.2120.5242		<u>680.42</u>	<u>680.42</u>
01972	HOME DEPOT U.S.A INC.	RG176109	08-17-2020	1110.2120.5252		4,356.11	4,356.11
	EQUIPMENT - FIRE DEPT			1110.2120.5252		<u>4,356.11</u>	<u>4,356.11</u>
07291	OREILLY AUTO PARTS	RG176141	08-20-2020	1110.2120.5256		1.32	65.94
07291	OREILLY AUTO PARTS	RG176186	08-27-2020	1110.2120.5256		4.35	4.35
	REPAIR PARTS			1110.2120.5256		<u>5.67</u>	<u>70.29</u>
00701	THE ILLUMINATING CO	RG175099	01-07-2020	1110.2130.5281		60,892.10	191,011.56
	STREET LIGHTING			1110.2130.5281		<u>60,892.10</u>	<u>191,011.56</u>
07805	MOBILE MINI STORAGE SOLUTIONS	RG176073	08-06-2020	1110.2310.5234		22.52	172.67
	PROFESSIONAL SVCS- PARKS & REC			1110.2310.5234		<u>22.52</u>	<u>172.67</u>
02173	THE SHERWIN-WILLIAMS COMPANY	RG175288	02-20-2020	1110.2310.5242		1,612.48	4,367.43
	OPERATING SUPPLIES			1110.2310.5242		<u>1,612.48</u>	<u>4,367.43</u>
07284	AMERICAN COPY EQUIPMENT INC.	RG174687	11-26-2019	1110.2410.5243		72.47	100.00
	REPAIR & MAINT			1110.2410.5243		<u>72.47</u>	<u>100.00</u>

Vend#	Name	Po / Vch	---Date---	Account	Project	Balance	Orig Encumbr
06776	RUMPKE OF NORTHERN OHIO, INC.	RG175788	06-03-2020	1110.2540.5234		796.78	9,479.63
06776	RUMPKE OF NORTHERN OHIO, INC.	RG176001	07-22-2020	1110.2540.5234		3,072.55	4,301.57
06776	RUMPKE OF NORTHERN OHIO, INC.	RG176002	07-22-2020	1110.2540.5234		3,072.55	4,301.57
06776	RUMPKE OF NORTHERN OHIO, INC.	RG176003	07-22-2020	1110.2540.5234		576.10	806.54
06776	RUMPKE OF NORTHERN OHIO, INC.	RG176004	07-22-2020	1110.2540.5234		1,536.30	2,150.82
06776	RUMPKE OF NORTHERN OHIO, INC.	RG176005	07-22-2020	1110.2540.5234		40,691.01	51,482.69
06776	RUMPKE OF NORTHERN OHIO, INC.	RG176103	08-10-2020	1110.2540.5234		290,202.76	435,304.14
	DUMPING FEES			1110.2540.5234		339,948.05	507,826.96
01432	Staples Business Advantage	RG176142	08-20-2020	1110.2710.5242		90.46	90.46
02977	CDW GOVERNMENT, INC.	RG176157	08-26-2020	1110.2710.5242		191.00	191.00
02977	CDW GOVERNMENT, INC.	RG176196	08-27-2020	1110.2710.5242		47.86	47.86
	OPERATING SUPPLIES			1110.2710.5242		329.32	329.32
07476	US BANK	RG175840	06-11-2020	1110.2713.5245		400.00	400.00
	LEGAL COSTS			1110.2713.5245		400.00	400.00
07412	LEWIS EXTERMINATING	RG175064	01-07-2020	1110.2714.5234		600.00	1,800.00
09000	Fox Feather Designs	RG176093	08-07-2020	1110.2714.5234		200.00	200.00
07915	NUEVADO LLC	RG176197	08-27-2020	1110.2714.5234		3,000.00	3,000.00
	PROFESSIONAL SERVICES - CENTRAL SERVICES			1110.2714.5234		3,800.00	5,000.00
07476	US BANK	RG175840	06-11-2020	1110.2714.5242		216.00	216.00
01432	Staples Business Advantage	RG175880	06-23-2020	1110.2714.5242		665.97	665.97
01432	Staples Business Advantage	RG176142	08-20-2020	1110.2714.5242		64.80	64.80
07404	AMERICAN SOLUTIONS FOR BUSINES	RG176160	08-26-2020	1110.2714.5242		120.00	120.00
02977	CDW GOVERNMENT, INC.	RG176198	08-27-2020	1110.2714.5242		3,900.00	3,900.00
07888	AMAZON CAPITAL SERVICES	RG176202	08-27-2020	1110.2714.5242		8.82	8.82
07888	AMAZON CAPITAL SERVICES	RG176205	08-27-2020	1110.2714.5242		8.82	8.82
	OPERATING SUPPLIES			1110.2714.5242		4,984.41	4,984.41
07829	Kovoor Law, LLC	RG175445	03-17-2020	1110.2714.5245	0001085	12,500.02	25,000.00
	SETTLEMENTS			1110.2714.5245		12,500.02	25,000.00
00700	THE ILLUMINATING CO	RG174853	11-18-2019	1110.2714.5280		1,958.50	5,000.00
00712	THE ILLUMINATING CO	RG175093	01-07-2020	1110.2714.5280		1,278.14	5,058.48
00707	THE ILLUMINATING CO	RG175094	01-07-2020	1110.2714.5280		353.40	892.80
00711	THE ILLUMINATING CO	RG175095	01-07-2020	1110.2714.5280		1,572.15	4,245.12
00715	THE ILLUMINATING COMPANY	RG175096	01-07-2020	1110.2714.5280		449.02	1,242.96
00706	THE ILLUMINATING CO	RG175098	06-12-2020	1110.2714.5280		511.87	700.00
00708	THE ILLUMINATING CO	RG175100	01-07-2020	1110.2714.5280		3,340.48	6,177.36
00709	THE ILLUMINATING CO	RG175101	01-07-2020	1110.2714.5280		2,602.15	3,820.56
00705	THE ILLUMINATING CO	RG175102	01-07-2020	1110.2714.5280		485.03	1,151.28
00713	THE ILLUMINATING CO	RG175103	01-07-2020	1110.2714.5280		1,030.37	2,299.56
00700	THE ILLUMINATING CO	RG175104	01-07-2020	1110.2714.5280		7,844.37	36,498.00
00704	THE ILLUMINATING CO	RG175105	01-07-2020	1110.2714.5280		1,324.47	14,167.20

Vend#	Name	Po / Vch	---Date---	Account	Project	Balance	Orig Encumbr
	ELECTRIC			1110.2714.5280		22,749.95	81,253.32
00605	DOMINION EAST OHIO	RG175071	01-07-2020	1110.2714.5282		58.70	4,050.00
00605	DOMINION EAST OHIO	RG175071	07-06-2020	1110.2714.5282		450.00	450.00
00604	DOMINION EAST OHIO	RG175072	01-07-2020	1110.2714.5282		1,260.40	2,335.92
00602	DOMINION EAST OHIO	RG175073	07-06-2020	1110.2714.5282		4,126.92	5,000.00
00600	DOMINION EAST OHIO	RG175074	01-07-2020	1110.2714.5282		4,066.69	20,190.12
00603	DOMINION EAST OHIO	RG175075	01-07-2020	1110.2714.5282		566.59	1,230.24
00606	DOMINION EAST OHIO	RG175076	01-07-2020	1110.2714.5282		1,393.10	3,291.96
07528	CITY OF CLEVELAND DIVI OF WATE	RG175087	01-07-2020	1110.2714.5282		68.20	211.80
	GAS NATURAL			1110.2714.5282		11,990.60	36,760.04
00807	NORTHEAST OH REG SEWER DIST	RG175078	01-07-2020	1110.2714.5418		14.20	76.20
00805	NORTHEAST OH REG SEWER DIST	RG175079	01-07-2020	1110.2714.5418		298.01	400.00
00817	NORTHEAST OHIO REGIONAL SEWER	RG175080	01-07-2020	1110.2714.5418		14.20	76.20
00814	NORTHEAST OH SEWER DIST	RG175081	01-07-2020	1110.2714.5418		96.60	323.40
00809	NORTHEAST OHIO REG. SEWER DIST	RG175082	01-07-2020	1110.2714.5418		885.39	1,673.04
00502	CITY OF CLEVELAND DIV OF WATER	RG175083	01-07-2020	1110.2714.5418		903.49	1,312.32
00503	CITY OF CLEVELAND DIV OF WATER	RG175085	01-07-2020	1110.2714.5418		295.34	600.00
00507	CITY OF CLEVELAND DIV OF WATER	RG175086	01-07-2020	1110.2714.5418		34.80	108.00
00505	CITY OF CLEVELAND DIV OF WATER	RG175088	01-07-2020	1110.2714.5418		19.57	104.04
00506	CITY OF CLEVELAND DIV OF WATER	RG175089	01-07-2020	1110.2714.5418		86.37	385.08
00510	CITY OF CLEVELAND DIV OF WATER	RG175090	01-07-2020	1110.2714.5418		86.25	211.80
00504	CITY OF CLEVELAND DIV OF WATER	RG175091	01-07-2020	1110.2714.5418		303.90	930.48
00500	CITY OF CLEVELAND DIV OF WATER	RG175092	01-07-2020	1110.2714.5418		1,343.15	5,239.20
00802	NORTHEAST OH REG SEWER DIST	RG175106	01-08-2020	1110.2714.5418		307.30	988.68
00806	NORTHEAST OH REG SEWER DIST	RG175107	01-08-2020	1110.2714.5418		148.42	600.00
	WATER-SEWER - CENTRAL SERVICES			1110.2714.5418		4,836.99	13,028.44
07284	AMERICAN COPY EQUIPMENT INC.	RG174687	11-26-2019	1110.2715.5243		72.46	100.00
	REPAIRS & MAINTENANCE			1110.2715.5243		72.46	100.00
07053	FRANKLIN MILLS CO	RG176067	08-03-2020	1110.2730.5242		7,535.00	7,535.00
	OPERATING SUPPLIES			1110.2730.5242		7,535.00	7,535.00
01372	DELL MARKETING LP	RG176131	08-18-2020	1110.2730.5252		8,717.12	8,717.12
02977	CDW GOVERNMENT, INC.	RG176132	08-18-2020	1110.2730.5252		3,698.40	3,698.40
	EQUIPMENT			1110.2730.5252		12,415.52	12,415.52
07404	AMERICAN SOLUTIONS FOR BUSINES	RG176135	08-20-2020	1110.2740.5242		108.50	108.50
01432	Staples Business Advantage	RG176142	08-20-2020	1110.2740.5242		118.45	118.45
02977	CDW GOVERNMENT, INC.	RG176157	08-26-2020	1110.2740.5242		191.00	191.00
	OPERATING SUPPLIES			1110.2740.5242		417.95	417.95
07603	BCS:BUSINESS COMMUNICATION	RG176188	08-27-2020	1110.2770.5234		125.00	125.00
	PROFESSIONAL SERVICES - EDP/IT			1110.2770.5234		125.00	125.00

Vend#	Name	Po / Vch	---Date---	Account	Project	Balance	Orig Encumbr
07603	BCS:BUSINESS COMMUNICATION	RG175858	06-18-2020	1110.2770.5252		6,212.00	6,212.00
	EQUIPMENT - EDP/IT			1110.2770.5252		<u>6,212.00</u>	<u>6,212.00</u>
05434	N2NET	RG176158	08-26-2020	1110.2780.5242		64.00	64.00
	OPERATING SUPPLIES			1110.2780.5242		<u>64.00</u>	<u>64.00</u>
	GENERAL FUND			1110		504,663.73	918,628.29
05585	SIGNAL SERVICE COMPANY	RG175957	07-10-2020	2210.2150.5234		2,638.00	8,346.00
	PROFESSIONAL SERVICES			2210.2150.5234		<u>2,638.00</u>	<u>8,346.00</u>
00702	THE ILLUMINATING CO	RG175097	07-09-2020	2210.2150.5281		3,401.75	8,000.00
	TRAFFIC LIGHTING			2210.2150.5281		<u>3,401.75</u>	<u>8,000.00</u>
07857	Traffic & Parking Control Co.	RG175997	07-22-2020	2210.2620.5242		439.60	439.60
07870	COMPLIANCE SIGNS LLC	RG176100	08-07-2020	2210.2620.5242		722.00	722.00
07857	Traffic & Parking Control Co.	RG176143	08-20-2020	2210.2620.5242		239.40	239.40
	OPERATING SUPPLIES - PUBLIC SERVICES			2210.2620.5242		<u>1,401.00</u>	<u>1,401.00</u>
07693	AG-PRO	RG176059	07-30-2020	2210.2620.5252		8,660.00	8,660.00
	EQUIPMENT - PUBLIC SERVICES			2210.2620.5252		<u>8,660.00</u>	<u>8,660.00</u>
06817	OHIO MACHINERY CO.DBA OHIO CAT	RG175568	04-14-2020	2210.2620.5257		2,048.82	2,048.82
	VEHICLE REPAIRS - PUBLIC SERVICES			2210.2620.5257		<u>2,048.82</u>	<u>2,048.82</u>
	STREET FUND			2210		18,149.57	28,455.82
04749	KIRK BATTERY COMPANY DBA	RG175967	07-15-2020	2230.2120.5242		239.90	479.80
	OPERATING SUPPLIES			2230.2120.5242		<u>239.90</u>	<u>479.80</u>
03252	COUNTRYSIDE TRUCK SERVICE INC.	RG176185	08-27-2020	2230.2120.5256		186.28	186.28
	REPAIR PARTS(SQUADS)			2230.2120.5256		<u>186.28</u>	<u>186.28</u>
07348	HISSONG KENWORTH INC	RG176169	08-27-2020	2230.2120.5257		4,565.00	4,565.00
	VEHICLE REPAIRS - FIRE/EMS			2230.2120.5257		<u>4,565.00</u>	<u>4,565.00</u>
	EC-EMS			2230		4,991.18	5,231.08
07518	ALL AMERICAN FIRE EQUIPMENT	RG173752	03-26-2019	2231.2120.5252		251.00	397.00

Vend#	Name	Po / Vch	---Date---	Account	Project	Balance	Orig Encumbr
07855	United Fire Apparatus Corp	RG175021	12-31-2019	2231.2120.5252		2,564.00	34,775.00
	EQUIPMENT			2231.2120.5252		2,815.00	35,172.00
	FEMA GRANT FIRE			2231		2,815.00	35,172.00
07280	3 D MOORE ENT.	RG174750	10-28-2019	2260.2410.5303		7,100.00	7,100.00
07280	3 D MOORE ENT.	RG174751	10-28-2019	2260.2410.5303		7,175.00	7,175.00
07280	3 D MOORE ENT.	RG174754	10-28-2019	2260.2410.5303		6,450.00	6,450.00
07287	EXPRESS DEVELOPERS CORP	RG174755	10-28-2019	2260.2410.5303		7,660.00	7,660.00
07198	ALPHA OMEGA CONSTRUCTION	RG174756	10-28-2019	2260.2410.5303		6,921.25	6,921.25
07287	EXPRESS DEVELOPERS CORP	RG174757	10-28-2019	2260.2410.5303		6,750.00	6,750.00
07280	3 D MOORE ENT.	RG174758	10-28-2019	2260.2410.5303		6,480.00	6,480.00
07287	EXPRESS DEVELOPERS CORP	RG174759	10-28-2019	2260.2410.5303		7,000.00	7,000.00
07198	ALPHA OMEGA CONSTRUCTION	RG174762	10-28-2019	2260.2410.5303		7,285.00	7,285.00
07287	EXPRESS DEVELOPERS CORP	RG174763	10-28-2019	2260.2410.5303		7,000.00	7,000.00
	HOUSING PAINT			2260.2410.5303		69,821.25	69,821.25
04758	CUYAHOGA COUNTY BD. OF HEALTH	RG174117	05-23-2019	2260.2410.5304		497.00	28,197.00
	LEAD ABATEMENT MATCH			2260.2410.5304		497.00	28,197.00
07287	EXPRESS DEVELOPERS CORP	RG174753	10-28-2019	2260.2410.5310		250.00	12,000.00
07280	3 D MOORE ENT.	RG174761	10-28-2019	2260.2410.5310		12,675.00	12,675.00
	EMERGENCY REPAIR PROGRAM			2260.2410.5310		12,925.00	24,675.00
07907	PlaceMark Collabrative LLC	RG175972	07-15-2020	2260.2420.5234		14,500.00	14,500.00
	PROFESSIONAL SERVICES - ADMIN			2260.2420.5234		14,500.00	14,500.00
01432	Staples Business Advantage	RG175662	05-06-2020	2260.2420.5241		395.95	395.95
	OFFICE SUPPLIES - ADMIN			2260.2420.5241		395.95	395.95
07284	AMERICAN COPY EQUIPMENT INC.	RG174687	10-09-2019	2260.2420.5350		1,000.00	1,000.00
07284	AMERICAN COPY EQUIPMENT INC.	RG174687	11-26-2019	2260.2420.5350		-1,000.00	-1,000.00
07284	AMERICAN COPY EQUIPMENT INC.	RG174687	11-26-2019	2260.2420.5350		579.77	800.00
	CAPITAL LEASES - ADMIN			2260.2420.5350		579.77	800.00
06092	GUARDIAN EQUITY SERVICES LLC	RG175617	04-29-2020	2260.2620.5235		6,550.00	10,000.00
	DEMOLITION - PUBLIC SERVICES			2260.2620.5235		6,550.00	10,000.00
06338	VANDRA BROTHERS CONSTRUCTION	RG174567	09-13-2019	2260.2620.5239		16,022.88	334,436.00
02788	ADVANCE OHIO MEDIA LLC	RG176110	08-17-2020	2260.2620.5239		1,331.20	1,331.20
	STREET RESURFACING - PUBLIC SERVICES			2260.2620.5239		17,354.08	335,767.20
	COMMUNITY DEVELOPMENT FUND			2260		122,623.05	484,156.40

Vend#	Name	Po / Vch	---Date---	Account	Project	Balance	Orig Encumbr
00313	AT&T	RG175154	01-23-2020	2275.2265.5283		978.28	3,017.19
00314	AT&T	RG175155	01-23-2020	2275.2265.5283		169.96	467.39
	TELEPHONE			2275.2265.5283		<u>1,148.24</u>	<u>3,484.58</u>
	VOCA			2275		1,148.24	3,484.58
07287	EXPRESS DEVELOPERS CORP	RG172164	06-06-2018	2289.2260.5304		39,525.00	39,525.00
	HOME OWNER/REHAB			2289.2260.5304		<u>39,525.00</u>	<u>39,525.00</u>
	HOME - PROGRAM 99			2289		39,525.00	39,525.00
07337	STATEWIDE EMERGENCY PRODUCT	RG176037	07-24-2020	4415.2110.5252		24,429.00	24,429.00
07099	STATEWIDE FORD LINCOLN INC.	RG176038	07-27-2020	4415.2110.5252		38,162.00	38,162.00
	POLICE VEHICLES			4415.2110.5252		<u>62,591.00</u>	<u>62,591.00</u>
07395	PROFESSIONAL ELECTRIC PRODUCT	RG176130	08-17-2020	4415.2130.5252		46,843.75	46,843.75
	STREET LIGHTING EQUIPMENT			4415.2130.5252		<u>46,843.75</u>	<u>46,843.75</u>
07343	SULLIVAN ELECTRICAL SERVICE	RG176106	08-11-2020	4415.2542.5234		1,500.00	3,000.00
07913	Tierney Brothers	RG176199	08-27-2020	4415.2542.5234		22,505.96	22,505.96
	PROFESSIONAL SERVICES			4415.2542.5234		<u>24,005.96</u>	<u>25,505.96</u>
07895	Envirochemical Inc	RG175717	05-18-2020	4415.2542.5251		12,836.00	12,836.00
07641	SOHAR'S ALL SEASON M	RG176000	07-22-2020	4415.2542.5251		1,400.00	17,787.88
07909	Columbus Equipment Company	RG176050	07-29-2020	4415.2542.5251		13,210.00	13,210.00
	SERVICE DEPT EQUIPMENT			4415.2542.5251		<u>27,446.00</u>	<u>43,833.88</u>
07894	Rayhaven Group Inc	RG175707	05-18-2020	4415.2700.5253		4,095.00	4,095.00
07894	Rayhaven Group Inc	RG176035	07-23-2020	4415.2700.5253		1,185.00	1,185.00
07894	Rayhaven Group Inc	RG176061	07-30-2020	4415.2700.5253		2,345.00	2,345.00
07395	PROFESSIONAL ELECTRIC PRODUCT	RG176168	08-27-2020	4415.2700.5253		15,294.10	15,294.10
	CAPITAL IMPROVEMENTS			4415.2700.5253		<u>22,919.10</u>	<u>22,919.10</u>
	PERMANENT IMPROVEMENT FUND			4415		183,805.81	201,693.69
Grand Totals						===== 877,721.58	===== 1,716,346.86