

CITY OF EAST CLEVELAND

MONTH END REPORT

May 2020



Presented to Council by:

Brandon L. King, Mayor

Prepared by:

**Charles Iyahan
Director of Finance**

The City of East Cleveland

Comparison Charts









For Period Ending
5/31/2020

Source of Information
Finance Department
Financial Management System

City of East Cleveland

General Fund YTD Revenues Compared to Estimated Resources

as of May 31, 2020



















	Estimated Revenues	Year to Date Revenues	Exceeds (Deficient)				
			Resources	Percentage of Revenues to Est. Resources	Amount	Percentage	
Income Taxes	\$ 4,724,999.99	\$ 2,022,144.36	⊗	43%	\$ 53,425.86		1%
Property Taxes/Spec Assessments	\$ 1,161,841.82	\$ 656,444.25	⊗	57%	\$ 172,351.24		15%
Local Govt Fund	\$ 1,430,764.47	\$ 713,662.16	⊗	50%	\$ 117,519.84		8%
Building Permits and Housing Fees	\$ 250,992.64	\$ 135,625.21	⊗	54%	\$ 31,046.62		12%
Court Fines and Fees	\$ 677,773.21	\$ 302,431.45	⊗	45%	\$ 20,030.46		3%
Refuse Fees	\$ 772,000.00	\$ 326,932.64	⊗	42%	\$ 5,271.12		1%
Automated Traffic Enforcement	\$ 1,863,841.18	\$ 550,828.79	⊗	30%	\$ (225,759.28)		-12%
Other	\$ 504,187.78	\$ 579,415.06	⊙	115%	\$ 369,340.18		73%
Totals	\$ 11,386,401.09	\$ 5,287,483.92		46%	\$ 543,226.04		5%

City of East Cleveland
YTD Expenses Compared to Appropriations
as of May 31, 2020

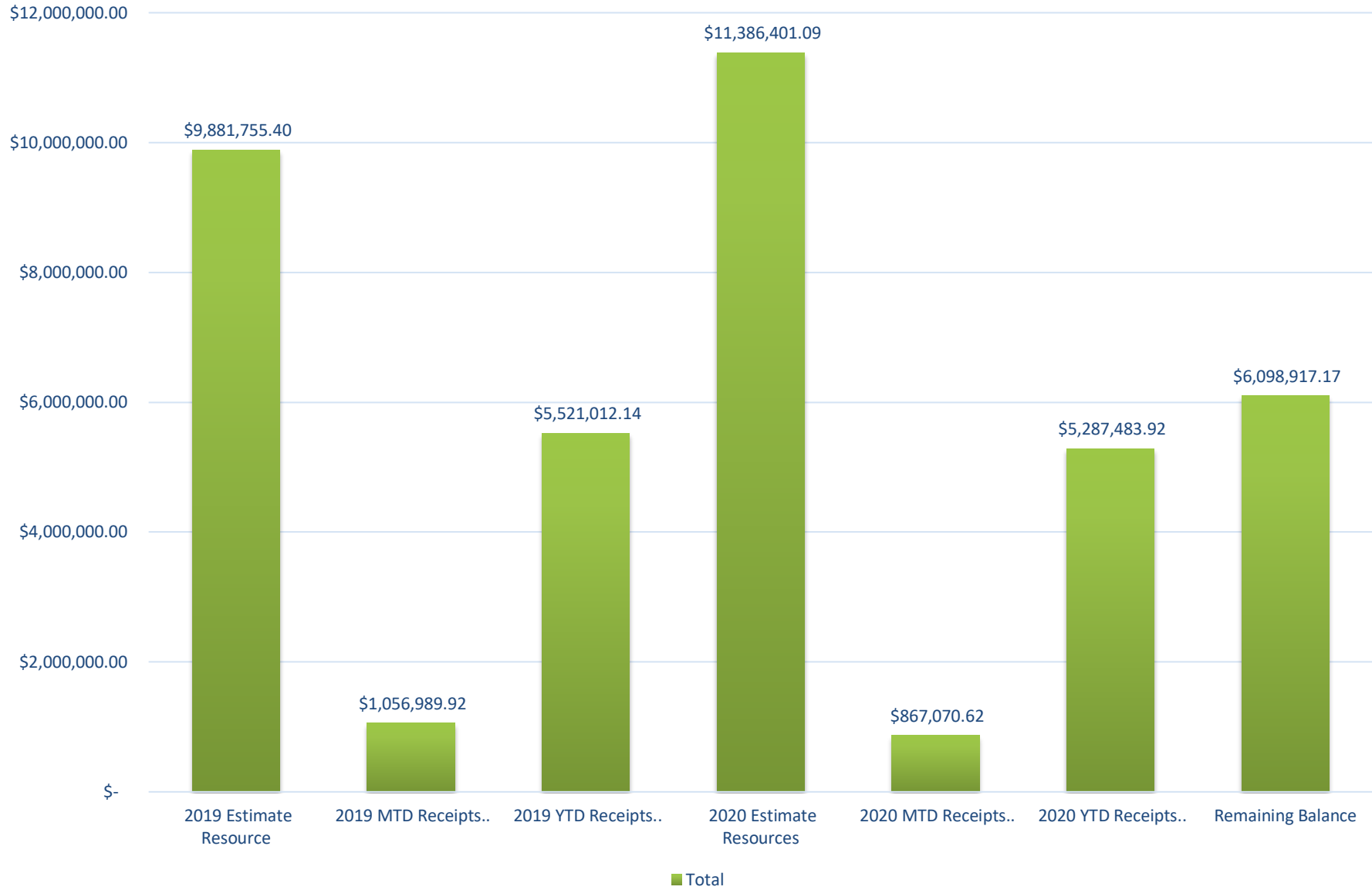
	Appropriations	Year to Date Expenses	Percentage of Appropriations to Expenses	Exceeds (Deficient)	
				Amount	Percentage
1110 General Fund	\$12,001,166.91	\$ 4,801,781.95	✓	\$ (198,624.25)	-2%
2210 Street Fund	\$778,530.00	\$ 393,438.91	✗	\$ 69,056.60	9%
2230 EMS	\$784,348.34	\$ 301,744.34	✓	\$ (25,062.24)	-3%
4415 Permanent Improvement *	\$611,269.74	\$ 275,046.93	!	\$ 20,355.28	3%
Totals	\$14,175,314.99	\$ 5,772,012.13		\$ 1,046,954.38	7%

*Includes payments of prior year encumbrances

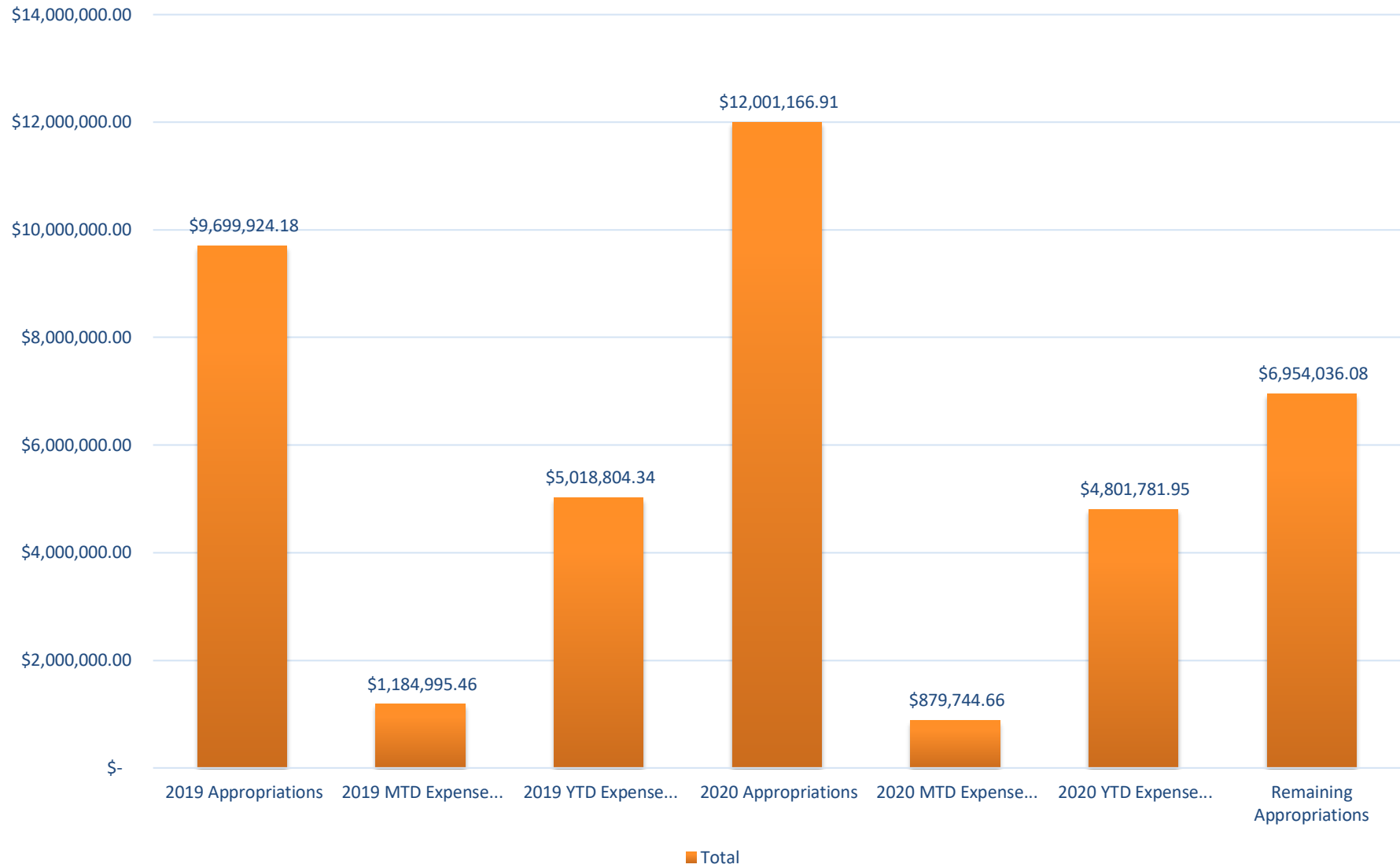
City of East Cleveland
YTD Expenses Compared to Appropriations by Department
as of May 31, 2020

					Exceeds (Deficient)	
	Appropriations	Year to Date Expenses	Percentage of Appropriations to Expenses	Amount	Percentage	
Police Department	\$ 3,597,525.69	\$ 1,595,974.11	✘ 44%	\$ 97,029.06	3%	
Fire Department	\$ 2,098,962.56	\$ 787,501.65	✔ 38%	\$ (86,926.15)	-4%	
Street Lighting	\$ 221,172.40	\$ 80,969.88	✔ 37%	\$ (11,183.81)	-5%	
Parks & Recs Department	\$ 141,847.04	\$ 77,135.60	✘ 54%	\$ 18,033.61	13%	
Housing Department	\$ 94,279.09	\$ 41,829.29	✘ 44%	\$ 2,546.96	3%	
Service Department (General Fund)	\$ 115,574.57	\$ 68,222.85	✘ 59%	\$ 20,067.55	17%	
Refuse Collection Fee	\$ 1,204,000.00	\$ 441,198.14	✔ 37%	\$ (60,460.50)	-5%	
Transfers	\$ 639,926.16	\$ 97,477.14	✔ 15%	\$ (169,154.49)	-26%	
Mayor's Office	\$ 355,471.31	\$ 104,331.56	✔ 29%	\$ (43,779.12)	-12%	
Law Department	\$ 265,716.10	\$ 150,373.72	✘ 57%	\$ 39,660.45	15%	
Central Services	\$ 1,986,889.65	\$ 865,958.52	✔ 44%	\$ 38,101.08	2%	
Building & Engineering	\$ 38,949.14	\$ 14,474.66	✔ 37%	\$ (1,753.89)	-5%	
City Council	\$ 152,516.98	\$ 54,980.56	✔ 36%	\$ (8,567.16)	-6%	
EC Municipal Court	\$ 638,559.06	\$ 252,317.17	✔ 40%	\$ (13,744.85)	-2%	
Finance Department	\$ 326,649.06	\$ 117,977.29	✔ 36%	\$ (18,124.31)	-6%	
Civil Service Commission	\$ 3,197.62	\$ 1,327.37	✔ 42%	\$ (4.95)	0%	
IT Department	\$ 69,116.71	\$ 28,051.11	✔ 41%	\$ (747.06)	-1%	
HR Department	\$ 50,813.77	\$ 21,681.33	✔ 43%	\$ 509.26	1%	
Totals	\$ 12,001,166.91	\$ 4,801,781.95	40%	\$ (198,624.25)	-2%	

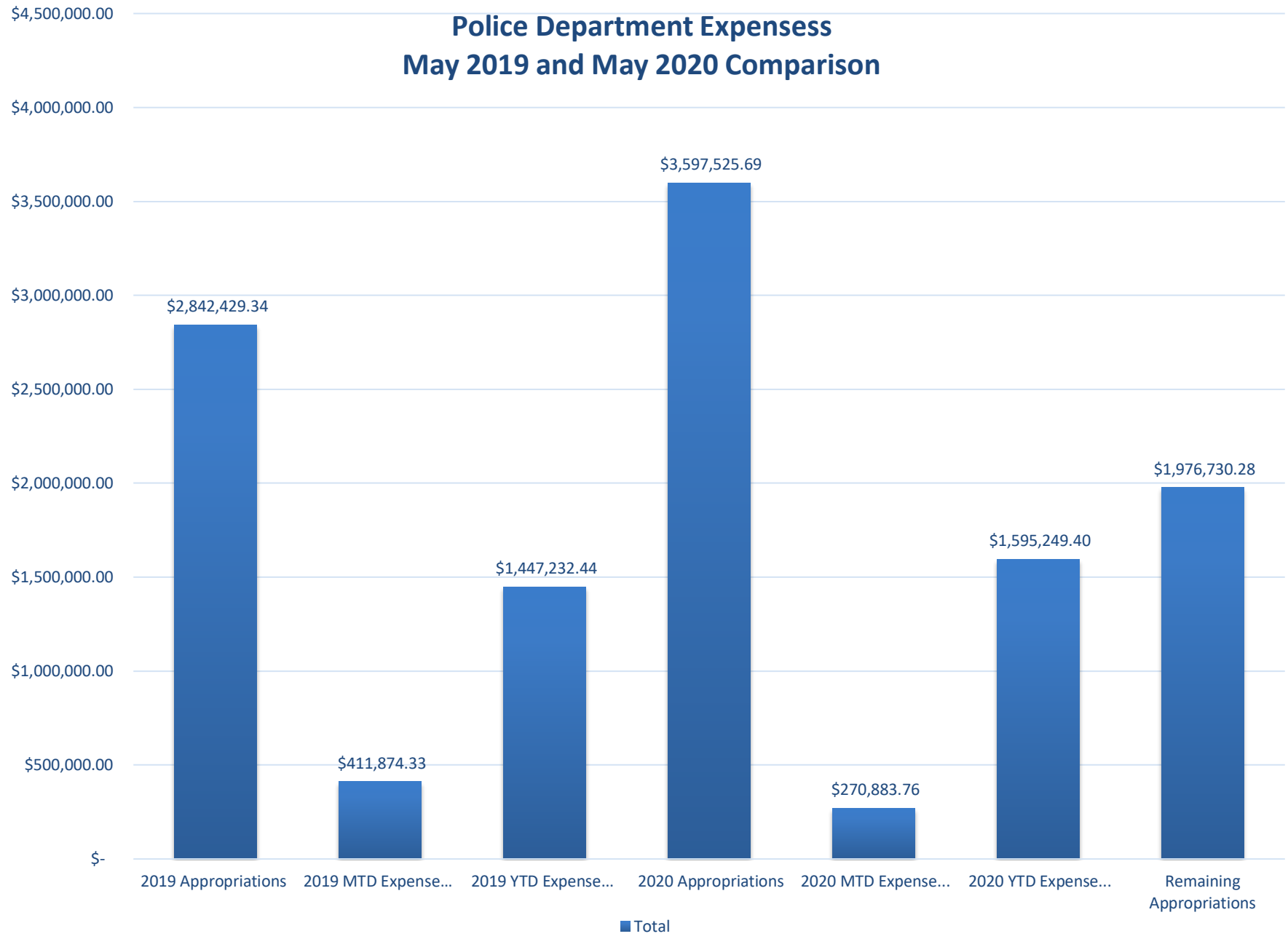
General Fund Revenue May 2019 and May 2020 Comparison



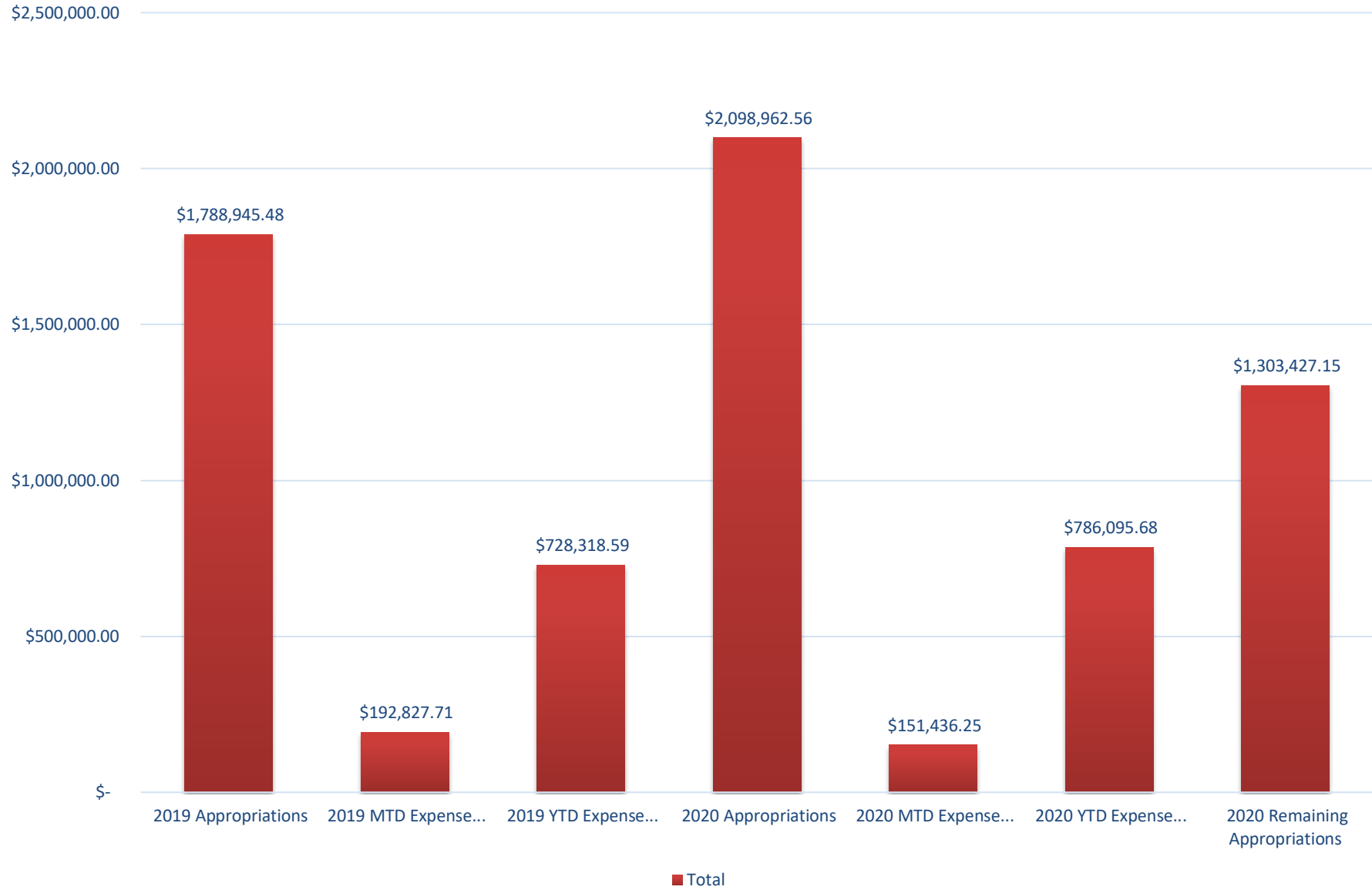
General Fund Expenses May 2019 and May 2020 Comparision



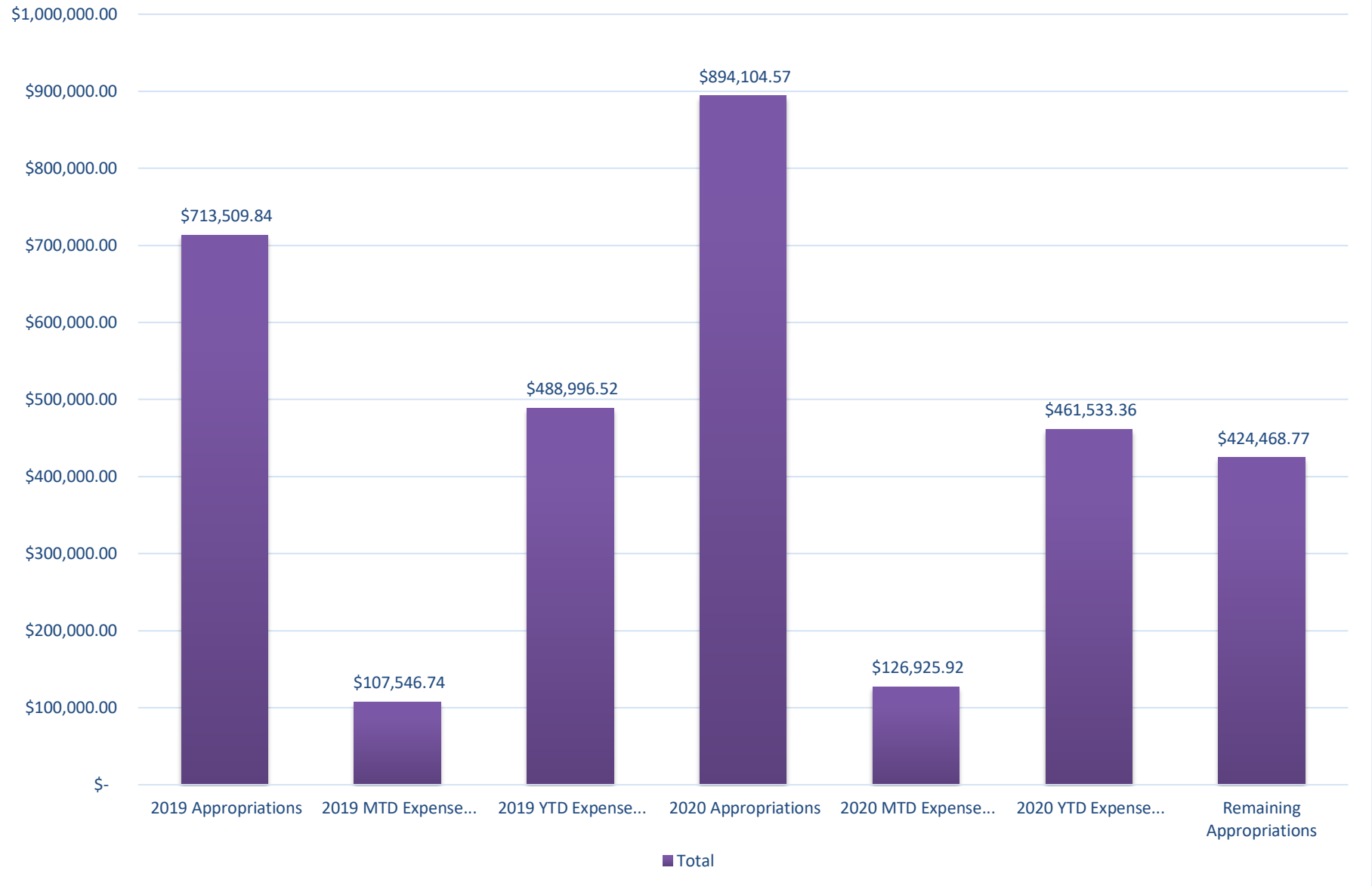
Police Department Expenses May 2019 and May 2020 Comparison



Fire Department May 2019 and May 2020 Comparsion



Service Department Expenses May 2019 and May 2020 Comparison



The City of East Cleveland

Month-to-Date

Fund Report

For Period Ending

5/31/2020

Source of Information

Finance Department

Financial Management System

Fund Description.....	Beg Mo Bal....	Mtd Receipts..	Mtd Expenses..	Unexp bal....	Encumbrances..	Unenc bal.....
1110 GENERAL FUND	1,845,114.44	851,527.58	879,744.66	1,816,897.36	244,463.67	1,572,433.69
1120 RESERVE FIRE LOSS	309,552.02	0.00	0.00	309,552.02	0.00	309,552.02
1122 RESERVE GEN LIAB	213.89	0.00	0.00	213.89	0.00	213.89
1124 RESERVE MOTOR VEH LIAB	865,246.82	0.00	0.00	865,246.82	0.00	865,246.82
1126 RESERVE POL FIRE PEN	8.45	0.00	0.00	8.45	0.00	8.45
2210 STREET FUND	-105,735.33	33,064.64	116,370.23	-189,040.92	5,302.44	-194,343.36
2212 POLICE PENSION	21,831.37	0.00	25,614.40	-3,783.03	0.00	-3,783.03
2213 FIRE PENSION	22,518.05	0.00	21,183.80	1,334.25	0.00	1,334.25
2215 RENTAL REGISTRATION	111,366.79	6,300.00	3,093.22	114,573.57	0.00	114,573.57
2230 EC-EMS	156,366.79	90,275.32	58,694.06	187,948.05	4,869.83	183,078.22
2231 FEMA GRANT FIRE	-293,598.54	49,274.51	51,438.73	-295,762.76	14,315.00	-310,077.76
2255 SPECIAL PROJECTS COURT	451,926.59	1,330.00	1,128.81	452,127.78	0.00	452,127.78
2256 ALCOHOL AND DRUG TREATMENT CRT	44,576.19	123.00	0.00	44,699.19	0.00	44,699.19
2257 Indigent Drivers Alcohol Treat	10,788.80	0.00	0.00	10,788.80	0.00	10,788.80
2260 COMMUNITY DEVELOPMENT FUND	527,610.96	39,877.40	563,625.15	3,863.21	144,394.46	-140,531.25
2261 SPG 33	4,504.13	0.00	0.00	4,504.13	0.00	4,504.13
2262 SPG507	-53,833.17	0.00	0.00	-53,833.17	0.00	-53,833.17
2269 COMPUTER LEGALIZE FEES	117,813.63	14,224.00	1,807.86	130,229.77	7,274.00	122,955.77
2273 NSP -1	577.63	0.00	0.00	577.63	0.00	577.63
2275 VOCA	1,620.02	14,714.56	9,972.59	6,361.99	2,228.54	4,133.45
2277 NSP - 3	31,223.05	0.00	0.00	31,223.05	0.00	31,223.05
2279 DOJ GRANT	0.00	15,543.04	0.00	15,543.04	0.00	15,543.04
2284 BLOCK GRANT 97	12,205.44	0.00	0.00	12,205.44	0.00	12,205.44
2285 CITY PROBATION SERVICES FUND	140,848.54	1,975.40	1,836.80	140,987.14	0.00	140,987.14
2289 HOME - PROGRAM 99	12,391.55	3,623.50	3,383.88	12,631.17	39,525.00	-26,893.83
2290 JAG GRANT (POLICE)	13,916.37	0.00	0.00	13,916.37	0.00	13,916.37
2296 SCHOOL RESOURCE OFFICERS	-14,404.75	0.00	8,417.80	-22,822.55	0.00	-22,822.55
2297 Drug Use Prevention	40,890.00	0.00	0.00	40,890.00	0.00	40,890.00
2298 LAW ENFORCEMENT TRUST	25,450.76	0.00	90.90	25,359.86	0.00	25,359.86
2299 FEDERAL ASSET FORFEITURE	4,736.62	0.01	0.00	4,736.63	0.00	4,736.63
3310 BOND RETIREMENT FUND	48,738.57	0.00	0.00	48,738.57	0.00	48,738.57
4415 PERMANENT IMPROVEMENT FUND	87,233.60	0.00	3,208.18	84,025.42	41,549.75	42,475.67
5510 WATER FUND	1,138.62	0.00	0.00	1,138.62	0.00	1,138.62
5520 SEWER FUND	5,839.70	0.00	0.00	5,839.70	0.00	5,839.70
5530 WATER-CAPITAL IMPROVEMENT FUND	22,678.94	0.00	0.00	22,678.94	0.00	22,678.94
7721 MISCELLANEOUS DEPOSITS	1,958.24	0.00	0.00	1,958.24	0.00	1,958.24
7734 EMPLOYEE WITHHOLDINGS	28,302.02	116,543.14	82,646.84	62,198.32	0.00	62,198.32
7735 Self Insured Healthcare	647,678.23	95,888.50	83,211.16	660,355.57	0.00	660,355.57
***	5,149,295.03	1,334,284.60	1,915,469.07	4,568,110.56	503,922.69	4,064,187.87

The City of East Cleveland

Year-to-Date
Fund Report
For Period Ending
5/31/2020

Source of Information
Finance Department
Financial Management System

Fund Description.....	Beg Yr Bal....	Ytd Receipts..	Ytd Expenses..	Unexp bal....	Encumbrances..	Unenc bal.....
1110 GENERAL FUND	1,346,738.43	5,271,940.88	4,801,781.95	1,816,897.36	244,463.67	1,572,433.69
1120 RESERVE FIRE LOSS	305,552.02	4,000.00	0.00	309,552.02	0.00	309,552.02
1122 RESERVE GEN LIAB	213.89	0.00	0.00	213.89	0.00	213.89
1124 RESERVE MOTOR VEH LIAB	865,246.82	0.00	0.00	865,246.82	0.00	865,246.82
1126 RESERVE POL FIRE PEN	8.45	0.00	0.00	8.45	0.00	8.45
2210 STREET FUND	3,688.36	200,709.63	393,438.91	-189,040.92	5,302.44	-194,343.36
2212 POLICE PENSION	8,591.98	13,239.39	25,614.40	-3,783.03	0.00	-3,783.03
2213 FIRE PENSION	9,278.63	13,239.42	21,183.80	1,334.25	0.00	1,334.25
2215 RENTAL REGISTRATION	0.00	139,700.00	25,126.43	114,573.57	0.00	114,573.57
2230 EC-EMS	141,065.93	348,626.46	301,744.34	187,948.05	4,869.83	183,078.22
2231 FEMA GRANT FIRE	-181,055.10	442,982.53	557,690.19	-295,762.76	14,315.00	-310,077.76
2255 SPECIAL PROJECTS COURT	439,633.44	20,568.01	8,073.67	452,127.78	0.00	452,127.78
2256 ALCOHOL AND DRUG TREATMENT CRT	42,842.69	1,856.50	0.00	44,699.19	0.00	44,699.19
2257 Indigent Drivers Alcohol Treat	10,788.80	0.00	0.00	10,788.80	0.00	10,788.80
2260 COMMUNITY DEVELOPMENT FUND	-30,341.89	1,102,055.18	1,067,850.08	3,863.21	144,394.46	-140,531.25
2261 SPG 33	4,504.13	0.00	0.00	4,504.13	0.00	4,504.13
2262 SPG507	31,392.22	0.00	85,225.39	-53,833.17	0.00	-53,833.17
2269 COMPUTER LEGALIZE FEES	104,581.29	34,713.31	9,064.83	130,229.77	7,274.00	122,955.77
2273 NSP -1	577.63	0.00	0.00	577.63	0.00	577.63
2275 VOCA	7,967.86	63,342.27	64,948.14	6,361.99	2,228.54	4,133.45
2277 NSP - 3	31,223.05	0.00	0.00	31,223.05	0.00	31,223.05
2279 DOJ GRANT	0.00	15,543.04	0.00	15,543.04	0.00	15,543.04
2284 BLOCK GRANT 97	12,205.44	0.00	0.00	12,205.44	0.00	12,205.44
2285 CITY PROBATION SERVICES FUND	127,243.83	24,145.71	10,402.40	140,987.14	0.00	140,987.14
2289 HOME - PROGRAM 99	20,991.56	10,768.00	19,128.39	12,631.17	39,525.00	-26,893.83
2290 JAG GRANT (POLICE)	13,916.37	0.00	0.00	13,916.37	0.00	13,916.37
2296 SCHOOL RESOURCE OFFICERS	0.00	26,521.06	49,343.61	-22,822.55	0.00	-22,822.55
2297 Drug Use Prevention	40,890.00	0.00	0.00	40,890.00	0.00	40,890.00
2298 LAW ENFORCEMENT TRUST	32,067.22	0.00	6,707.36	25,359.86	0.00	25,359.86
2299 FEDERAL ASSET FORFEITURE	4,736.58	0.05	0.00	4,736.63	0.00	4,736.63
3310 BOND RETIREMENT FUND	0.00	97,477.14	48,738.57	48,738.57	0.00	48,738.57
4415 PERMANENT IMPROVEMENT FUND	270,804.50	88,267.85	275,046.93	84,025.42	41,549.75	42,475.67
5510 WATER FUND	1,138.62	0.00	0.00	1,138.62	0.00	1,138.62
5520 SEWER FUND	2,826.67	3,013.03	0.00	5,839.70	0.00	5,839.70
5530 WATER-CAPITAL IMPROVEMENT FUND	22,678.94	0.00	0.00	22,678.94	0.00	22,678.94
7721 MISCELLANEOUS DEPOSITS	1,983.24	0.00	25.00	1,958.24	0.00	1,958.24
7734 EMPLOYEE WITHHOLDINGS	60,902.02	424,005.05	422,708.75	62,198.32	0.00	62,198.32
7735 Self Insured Healthcare	597,427.75	477,807.64	414,879.82	660,355.57	0.00	660,355.57
***	4,352,311.37	8,824,522.15	8,608,722.96	4,568,110.56	503,922.69	4,064,187.87

The City of East Cleveland

Revenues

For Period Ending

5/31/2020

Source of Information

Finance Department

Financial Management System

Account.....	Description.....	Est Revenue...	MTD Receipts..	YTD Receipts..	Unc Balance...	% Remain
1110.0000.4001	TAXES	0.00	0.00	0.00	0.00	0.00
1110.0000.4002	SPECIAL ASSESSMENTS	29,810.66	0.00	15,188.83	14,621.83	49.05
1110.0000.4003	PEDDLERS PERMITS	559.00	0.00	150.00	409.00	73.17
1110.1100.4111	GENERAL REAL ESTATE TAX	748,982.36	0.00	445,762.23	303,220.13	40.48
1110.1100.4112	TANGIBLE PROPERTY TAX	0.00	0.00	0.00	0.00	0.00
1110.1100.4113	ESTATE TAX	0.00	0.00	0.00	0.00	0.00
1110.1100.4114	CITY INCOME TAX	4,724,999.99	322,068.57	2,022,144.36	2,702,855.63	57.20
1110.1100.4115	ROLLBACK, HOMESTEAD EXEMPT	55,780.64	0.00	0.00	55,780.64	100.00
1110.1200.4121	PRISONER BOARD AND CARE	0.00	0.00	0.00	0.00	0.00
1110.1200.4122	INHERITANCE TAX	0.00	0.00	0.00	0.00	0.00
1110.1200.4123	CIGARETTE TAX	1,060.94	0.00	0.00	1,060.94	100.00
1110.1200.4125	BEER & LIQUOR PERMIT STATE	10,279.50	0.00	1,807.40	8,472.10	82.42
1110.1200.4126	PUBLIC UTILITY REIMBURSEMENT	0.00	0.00	0.00	0.00	0.00
1110.1200.4127	LOCAL GOV'T FUND STATE	0.00	3,969.20	24,100.75	-24,100.75	0.00
1110.1200.4128	LOCAL GOV'T FUND COUNTY	1,430,764.47	120,497.48	689,561.41	741,203.06	51.80
1110.1200.4129	HOTEL MOTEL BED TAX	3,283.19	203.26	1,372.56	1,910.63	58.19
1110.1200.4140	LOCAL REVENUE ASSIST COUNT	0.00	0.00	0.00	0.00	0.00
1110.1201.4128	L.G.N. RETURNED CHECKS	0.00	0.00	0.00	0.00	0.00
1110.1201.4182	INTEREST INCOME LOCAL GOV'T	0.00	0.00	0.00	0.00	0.00
1110.1300.4136	STREET LIGHTING (SPECIAL ASSESSM	303,432.35	0.00	191,579.66	111,852.69	36.86
1110.1300.4137	PAYOFF SPECIAL ASSESSMENTS	0.00	0.00	0.00	0.00	0.00
1110.1300.4138	SIDEWALK REPAIRS	0.00	0.00	0.00	0.00	0.00
1110.1300.4139	GE Christmas Lighting	0.00	0.00	0.40	-0.40	0.00
1110.1300.4162	PENALTIES	0.00	0.00	0.00	0.00	0.00
1110.1300.4182	INTEREST INCOME	51,866.10	2,398.07	21,113.69	30,752.41	59.29
1110.1300.4183	NUISANCE ABATING (SPEC ASSESMEN	115.23	0.00	3,913.53	-3,798.30	-3296.28
1110.1400.4193	DAMAGE TO CITY PROPERTY	0.00	0.00	0.00	0.00	0.00
1110.1500.4151	MEMORIAL DAY PARADE DONATIONS	0.00	0.00	0.00	0.00	0.00
1110.1500.4152	GRASS CUTTING (SPEC ASSESSMENT)	23,720.58	0.00	0.00	23,720.58	100.00
1110.1500.4153	HEALTH AND VITAL STATISTICS	0.00	0.00	0.00	0.00	0.00
1110.1500.4154	PARK AND RECREATION PROGRAM	0.00	0.00	0.00	0.00	0.00
1110.1500.4155	TOWING & IMPOUND FEES	10,046.25	1,200.00	8,150.00	1,896.25	18.88
1110.1500.4156	ST. CLAIR AUTO BODY	16,497.83	0.00	9,320.40	7,177.43	43.51
1110.1500.4157	CIVIL SERVICE	0.00	0.00	0.00	0.00	0.00
1110.1500.4158	REFUSE FEES	772,000.00	63,211.38	326,932.64	445,067.36	57.65
1110.1500.4159	PROGRAM INCOME - RKS GRANT CDBG	0.00	0.00	0.00	0.00	0.00
1110.1500.4160	CLICK IT OR TICKET UHOFC	0.00	614.69	3,405.77	-3,405.77	0.00
1110.1600.4162	AUTHORIZED OCCUPANCY	5,655.00	0.00	100.00	5,555.00	98.23
1110.1600.4163	BUILDING TRADE LICENSES	25,371.71	1,600.00	21,275.00	4,096.71	16.15
1110.1600.4164	BUILDING PERMITS	76,687.19	5,490.00	60,722.84	15,964.35	20.82
1110.1600.4165	CERTF OF BUS OCCUPATION	25,367.50	300.00	12,050.00	13,317.50	52.50
1110.1600.4166	CERT OF OCCUPANCY	7,300.00	0.00	4,050.00	3,250.00	44.52
1110.1600.4167	VACANT PROPERTY	27,262.50	0.00	11,050.00	16,212.50	59.47
1110.1600.4168	PLUMBING & ELECTRICAL PERM	8,173.00	104.00	1,428.00	6,745.00	82.53
1110.1600.4169	CONDITIONAL USE PERMIT	350.00	0.00	0.00	350.00	100.00
1110.1600.4170	HVAC-COMMERCIAL	1,955.18	0.00	0.00	1,955.18	100.00
1110.1600.4171	PLUMBING-COMMERCIAL	4,624.23	0.00	300.00	4,324.23	93.51
1110.1600.4172	FINES-COMMERCIAL	0.00	0.00	0.00	0.00	0.00
1110.1600.4173	GENERAL-RESIDENTIAL	54,914.44	4,398.19	20,223.15	34,691.29	63.17
1110.1600.4174	PLUMBING-RESIDENTIAL	1,523.66	0.00	436.00	1,087.66	71.38
1110.1600.4175	HVAC-RESIDENTIAL	1,891.50	0.00	740.00	1,151.50	60.88
1110.1600.4176	ELECTRICAL-RESIDENTIAL	4,783.63	142.00	1,418.00	3,365.63	70.36
1110.1600.4181	ENGINEERING PLAN REVIEW FEES	2,516.55	0.00	430.00	2,086.55	82.91
1110.1600.4182	SPECIAL ASSESS FEES (OBBC)	2,516.55	38.04	1,402.22	1,114.33	44.28

Account.....	Description.....	Est Revenue...	MTD Receipts..	YTD Receipts..	Unc Balance...	% Remain
1110.1600.4183	DESIGN & REVIEW FEES	100.00	0.00	0.00	100.00	100.00
1110.1600.4197	FIRE MOTOR VEHICLE ACCIDENT FEE	0.00	1,292.00	5,792.42	-5,792.42	0.00
1110.1600.4198	FALSE ALARM FEE	0.00	0.00	0.00	0.00	0.00
1110.1600.4199	FIRE LICENSE FEES	9,225.00	700.00	15,500.30	-6,275.30	-68.02
1110.1601.4161	FINES, COSTS & FORFEITURE	533,000.00	19,833.35	251,485.63	281,514.37	52.82
1110.1601.4163	ALCOHOL & DRUG TREATMENT	563.18	68.98	348.10	215.08	38.19
1110.1601.4164	ST. CLAIR AUTO BODY	0.00	0.00	0.00	0.00	0.00
1110.1601.4165	CIVIL	141,426.28	5,296.66	49,377.72	92,048.56	65.09
1110.1601.4181	FELONY BOND INCOME	0.00	0.00	0.00	0.00	0.00
1110.1601.4182	INTEREST INCOME	0.00	0.00	0.00	0.00	0.00
1110.1601.4183	COMPUTER REPORT INCOME	0.00	0.00	0.00	0.00	0.00
1110.1601.4184	AMNESTY PROGRAM COURT	0.00	0.00	0.00	0.00	0.00
1110.1601.4185	JURY DUTY REFUNDS	316.25	0.00	0.00	316.25	100.00
1110.1601.4195	REFUNDS-OPERATING	0.00	0.00	0.00	0.00	0.00
1110.1602.4161	SEU FINES, COSTS & FORFEITURES	0.00	0.00	0.00	0.00	0.00
1110.1700.4156	ON STREET PARKING(DECAL)	0.00	0.00	0.00	0.00	0.00
1110.1700.4161	FINES	2,467.50	685.00	1,220.00	1,247.50	50.56
1110.1700.4162	PENALTIES	0.00	0.00	0.00	0.00	0.00
1110.1700.4163	DELINQUENT COLLECTIONS	0.00	0.00	0.00	0.00	0.00
1110.1700.4164	AMNESTY PROGRAM	0.00	0.00	0.00	0.00	0.00
1110.1700.4183	PROCESSING FEES (BMV)	0.00	0.00	0.00	0.00	0.00
1110.1800.4151	Telephone Compensation - Police	485.87	0.00	0.00	485.87	100.00
1110.1800.4180	JURY FEES	0.00	0.00	0.00	0.00	0.00
1110.1800.4181	SALE OF FIXED ASSETS	0.00	100.00	490.00	-490.00	0.00
1110.1800.4182	Land Reutilization Program	0.00	0.00	230.31	-230.31	0.00
1110.1800.4183	ALL OTHER REVENUE	37,322.04	40.00	11,919.07	25,402.97	68.06
1110.1800.4184	CABLE TV FRANCHISE FEE	3,679.12	2,730.20	6,782.53	-3,103.41	-84.35
1110.1800.4185	LOCAL/GOVERN/REV/DEBT	0.00	0.00	0.00	0.00	0.00
1110.1800.4186	AUTOMATED SPEED ENFORCEMENT	1,863,841.18	111,664.00	550,828.79	1,313,012.39	70.45
1110.1800.4187	DELINQUENT COLLECTION OF TRAFFIC	72,631.87	4,250.00	27,760.00	44,871.87	61.78
1110.1800.4188	ATM REPLENISHED	0.00	6,540.00	10,000.00	-10,000.00	0.00
1110.1800.4189	SURCHARGES FROM ATM	0.00	165.00	255.00	-255.00	0.00
1110.1800.4190	INT INCOME(FIRSTAR SWEEP CSX)	0.00	0.00	0.00	0.00	0.00
1110.1800.4191	INT INCOME(SOLOMON SMITH)	0.00	0.00	0.00	0.00	0.00
1110.1800.4192	MLK HALL RENTAL REV	8,005.00	0.00	75.00	7,930.00	99.06
1110.1800.4193	HSB HALL RENTAL REV	21,600.00	2,000.00	8,000.00	13,600.00	62.96
1110.1800.4194	OFF DUTY SECURITY(1993)	0.00	0.00	0.00	0.00	0.00
1110.1800.4195	CELL TOWER RENT	18,000.00	1,639.09	8,147.71	9,852.29	54.73
1110.1800.4196	VENDING MACHINE	500.00	83.91	83.91	416.09	83.22
1110.1801.4185	LOCAL/GOV/REV-FUND/DEBT/REV	0.00	0.00	0.00	0.00	0.00
1110.1802.4100	Transfer Station Lease Payments-	0.00	0.00	0.00	0.00	0.00
1110.1900.4144	SAFE ROUTES TO SCHOOLS	0.00	0.00	0.00	0.00	0.00
1110.1900.4145	SCHOOL RESOURCE OFFICERS	0.00	0.00	0.00	0.00	0.00
1110.1900.4190	ADVANCES IN - REPAYMENT	79,913.17	0.00	60,446.72	19,466.45	24.36
1110.1900.4191	REIMBURSEMENT	1,534.78	5,262.73	5,849.99	-4,315.21	-281.16
1110.1900.4192	TRANSFER-IN-REFUSE	0.00	0.00	0.00	0.00	0.00
1110.1900.4193	DAMAGE TO CITY PROPERTY	0.00	0.00	0.00	0.00	0.00
1110.1900.4194	TRANSFER-IN	0.00	0.00	0.00	0.00	0.00
1110.1900.4195	REFUNDS-OPERATING	100,000.00	162,901.58	321,959.25	-221,959.25	-221.96
1110.1900.4196	DAMAGE TO CITY PROPERTY-PO	0.00	0.00	0.00	0.00	0.00
1110.1900.4197	YOUTH O. U. GRANT	0.00	0.00	0.00	0.00	0.00
1110.1900.4198	REIMBURSEMENT-HOSPITALIZATION	23,473.16	0.00	34,824.13	-11,350.97	-48.36
1110.1900.4199	CDBG COPS PROGRAM 2000	0.00	0.00	0.00	0.00	0.00
1110.1900.4200	Local Government Note Proceeds	0.00	0.00	0.00	0.00	0.00

Account.....	Description.....	Est Revenue...	MTD Receipts..	YTD Receipts..	Unc Balance...	% Remain
1110.1900.4201	Local Government Premium	0.00	0.00	0.00	0.00	0.00
1110.1900.4202	EMANUAL ONUNWOR RESITUTION	462.50	0.00	375.00	87.50	18.92
1110.1900.4203	OHIO DEPARTMENT OF TRANSPORTATIO	0.00	0.00	0.00	0.00	0.00
1110.1900.4204	PUBLIC RECORDS FEES	162.46	40.20	50.20	112.26	69.10
1110.1900.4205	PRIOR YEAR AUDIT ADJUSTMENTS	0.00	0.00	0.00	0.00	0.00
1110.1900.5204	EMPLOYEE MED/DENT/VIS DEDUCTION	0.00	0.00	10.26	-10.26	0.00
1110.1901.4202	Willie M. George - RESTITUTION	0.00	0.00	0.00	0.00	0.00
1110.1901.4203	JUDGE FRED M. MOSELY RESTITUTION	0.00	0.00	0.00	0.00	0.00
1110.2260.4150	East Cleveland Parks & Recreatio	33,600.00	0.00	0.00	33,600.00	100.00
1110.2310.4150	Parks & Rec. Memorial Day Parade	0.00	0.00	0.00	0.00	0.00
1110.2760.4157	CIVIL SERVICE - CIVIL SERVICE CO	0.00	0.00	0.00	0.00	0.00
** 1110 GENERAL FUND		11,386,401.09	851,527.58	5,271,940.88	6,114,460.21	
1120.1900.4182	INTEREST INCOME	0.00	0.00	0.00	0.00	0.00
1120.1900.4192	TRANSFER-IN	0.00	0.00	0.00	0.00	0.00
1120.1900.4402	FIRE LOSS	48,930.24	0.00	4,000.00	44,930.24	91.83
** 1120 RESERVE FIRE LOSS		48,930.24	0.00	4,000.00	44,930.24	
1122.1900.4182	INTEREST INCOME	0.00	0.00	0.00	0.00	0.00
1122.1900.4192	TRANSFER-IN	0.00	0.00	0.00	0.00	0.00
1122.1900.4402	GENERAL LIABILITY	0.00	0.00	0.00	0.00	0.00
** 1122 RESERVE GEN LIAB		0.00	0.00	0.00	0.00	
1124.1900.4182	INTEREST INCOME	0.00	0.00	0.00	0.00	0.00
1124.1900.4192	TRANSFER-IN	0.00	0.00	0.00	0.00	0.00
1124.1900.4402	MOTOR VEHICLE LIAB	0.00	0.00	0.00	0.00	0.00
** 1124 RESERVE MOTOR VEH LIAB		0.00	0.00	0.00	0.00	
1126.1900.4182	INTEREST INCOME	0.00	0.00	0.00	0.00	0.00
1126.1900.4192	TRANSFER-IN	0.00	0.00	0.00	0.00	0.00
1126.1900.4402	POLICE-FIRE PENSION	0.00	0.00	0.00	0.00	0.00
** 1126 RESERVE POL FIRE PEN		0.00	0.00	0.00	0.00	
2210.1200.4120	MOTOR VEHICLE LICENSE	48,752.70	717.97	14,114.68	34,638.02	71.05
2210.1200.4124	PERMISSIVE TAX STATE	57,868.31	1,346.25	17,964.70	39,903.61	68.96
2210.1200.4126	STATE GAS TAX	444,720.12	31,000.42	168,630.25	276,089.87	62.08
2210.1200.4128	STATE LOCAL HWY GAS TAX	0.00	0.00	0.00	0.00	0.00
2210.1800.4182	INTEREST INCOME	0.00	0.00	0.00	0.00	0.00
2210.1800.4183	MISCELLANEOUS INCOME	0.00	0.00	0.00	0.00	0.00
2210.1900.4192	TRANSFER-IN	226,932.23	0.00	0.00	226,932.23	100.00
2210.1900.4198	REIMBURSEMENT-HOSPITILIZATION	0.00	0.00	0.00	0.00	0.00
** 2210 STREET FUND		778,273.36	33,064.64	200,709.63	577,563.73	
2212.1100.4111	PERSONAL REAL ESTATE TAX	23,904.00	0.00	13,239.39	10,664.61	44.61
2212.1100.4112	TANGIBLE PROPERTY TAX	0.00	0.00	0.00	0.00	0.00
2212.1100.4115	ROLLBACK, HOMESTEAD EXEMPT	0.00	0.00	0.00	0.00	0.00
2212.1900.4192	TRANSFER-IN	18,732.82	0.00	0.00	18,732.82	100.00

Account.....	Description.....	Est Revenue...	MTD Receipts..	YTD Receipts..	Unc Balance...	% Remain
** 2212	POLICE PENSION	42,636.82	0.00	13,239.39	29,397.43	
2213.1100.4111	PERSONAL REAL ESTATE TAX	23,904.00	0.00	13,239.42	10,664.58	44.61
2213.1100.4112	TANGIBLE PROPERTY TAX	0.00	0.00	0.00	0.00	0.00
2213.1100.4115	ROLLBACK, HOMESTEAD EXEMPT	0.00	0.00	0.00	0.00	0.00
2213.1800.4143	LOCAL GRANT (GGF)	0.00	0.00	0.00	0.00	0.00
2213.1800.4183	MINORITY PART GRANT	0.00	0.00	0.00	0.00	0.00
2213.1900.4192	TRANSFER-IN	9,184.97	0.00	0.00	9,184.97	100.00
** 2213	FIRE PENSION	33,088.97	0.00	13,239.42	19,849.55	
2215.1600.4166	RENTAL REGISTRATION	185,000.00	6,300.00	139,700.00	45,300.00	24.49
2230.1900.4140	EC-EMS REVENUE	719,615.13	90,275.32	348,626.46	370,988.67	51.55
2230.1900.4191	FY13 EMS TRAINING & EQUIP GRANT	0.00	0.00	0.00	0.00	0.00
2230.1900.4192	TRANSFER IN	0.00	0.00	0.00	0.00	0.00
2230.1900.4198	REIMBURSEMENT-HOSPITALIZATION	0.00	0.00	0.00	0.00	0.00
2230.2120.4195	REFUNDS OPERATING EC -EMS	0.00	0.00	0.00	0.00	0.00
** 2230	EC-EMS	719,615.13	90,275.32	348,626.46	370,988.67	
2231.1900.4140	SCBA grant	0.00	0.00	0.00	0.00	0.00
2231.1900.4192	FEMA TRANSFER - IN G/F	0.00	0.00	0.00	0.00	0.00
2231.1900.4193	SAFER GRANT 2015-FH-00689	770,126.85	49,274.51	97,793.66	672,333.19	87.30
2231.1900.4194	SAFER GRANT 2017-FH-00445	854,161.44	0.00	85,529.87	768,631.57	89.99
2231.1900.4195	EMW-2017-FO-06781	0.00	0.00	21,563.00	-21,563.00	0.00
2231.1900.4196	EMW-2017-FV-02273	0.00	0.00	238,096.00	-238,096.00	0.00
** 2231	FEMA GRANT FIRE	1,624,288.29	49,274.51	442,982.53	1,181,305.76	
2255.1601.4161	SPECIAL PROJECTS	50,000.00	1,330.00	20,568.01	29,431.99	58.86
2256.1400.4142	STATE GRANT	0.00	0.00	0.00	0.00	0.00
2256.1601.4161	ALCOHOL & DRUG TREATMENT COURT	4,000.00	123.00	1,856.50	2,143.50	53.59
2256.1900.4192	TRANSFER-IN COMM DET	0.00	0.00	0.00	0.00	0.00
2256.2260.4146	CDBG GRANT AWARD	0.00	0.00	0.00	0.00	0.00
** 2256	ALCOHOL AND DRUG TREATMENT CRT	4,000.00	123.00	1,856.50	2,143.50	
2257.1601.4143	State Remittance (IDAT)	825.00	0.00	0.00	825.00	100.00
2260.1400.4140	COMMUNITY DEVELOPMENT 1999	0.00	0.00	0.00	0.00	0.00
2260.1400.4141	COM DEV ADMIN	0.00	0.00	0.00	0.00	0.00
2260.1400.4142	CDBG GRANT AWARD (CFDA # 14.218)	0.00	0.00	0.00	0.00	0.00
2260.1400.4143	CDBG GRANT AWARD (CFDA # 14. 218)	1,947,905.12	39,877.40	1,102,055.18	845,849.94	43.42
2260.1400.4183	PROGRAM INCOME (SPEC EVENTS)	0.00	0.00	0.00	0.00	0.00
2260.1400.4184	LAND BANK SALES	0.00	0.00	0.00	0.00	0.00
2260.1400.4191	REIMBURSEMENT	0.00	0.00	0.00	0.00	0.00
2260.1400.4193	FOREST HILLS PARK TRAILS GRANT	0.00	0.00	0.00	0.00	0.00
2260.1400.4195	REFUND OPERATING	0.00	0.00	0.00	0.00	0.00
2260.1400.4410	EMERGENCY LOAN FEES	0.00	0.00	0.00	0.00	0.00
2260.1400.4411	CODE ENFORCEMENT FEES	0.00	0.00	0.00	0.00	0.00
2260.1400.4413	BID SPECS	0.00	0.00	0.00	0.00	0.00
2260.1900.4192	TRANSFER-IN G/F	0.00	0.00	0.00	0.00	0.00

Account.....	Description.....	Est Revenue...	MTD Receipts..	YTD Receipts..	Unc Balance...	% Remain
2260.1900.4194	ADVANCES IN - INITIAL	19,499.00	0.00	0.00	19,499.00	100.00
2260.1900.4198	REIMBURSEMENT-HOSPITILIZATION	0.00	0.00	0.00	0.00	0.00
2260.1900.4200	Local Government Note Proceeds	0.00	0.00	0.00	0.00	0.00
** 2260	COMMUNITY DEVELOPMENT FUND	1,967,404.12	39,877.40	1,102,055.18	865,348.94	
2261.1400.4140	SPG S.M.A.R.T ADM	0.00	0.00	0.00	0.00	0.00
2261.1400.4141	SPG S.M.A.R.T PROGRAM	0.00	0.00	0.00	0.00	0.00
2261.1400.4191	REIMBURSEMENT	0.00	0.00	0.00	0.00	0.00
2261.1900.4194	ADVANCES IN - INITIAL	0.00	0.00	0.00	0.00	0.00
2261.1900.4200	Local Government Proceeds	0.00	0.00	0.00	0.00	0.00
** 2261	SPG 33	0.00	0.00	0.00	0.00	
2262.1400.4140	SPG507	85,225.39	0.00	0.00	85,225.39	100.00
2263.1900.4192	TRANSFER-IN	0.00	0.00	0.00	0.00	0.00
2263.2260.4192	TRANSFER-IN (G/F)	0.00	0.00	0.00	0.00	0.00
** 2263		0.00	0.00	0.00	0.00	
2269.1601.4161	FINES, COSTS & FORFEITURE	0.00	0.00	0.00	0.00	0.00
2269.1601.4162	OTHER	40,000.00	14,224.00	34,713.31	5,286.69	13.22
2269.1601.4163	SUPPLIES	0.00	0.00	0.00	0.00	0.00
2269.1900.4192	TRANSFER-IN	0.00	0.00	0.00	0.00	0.00
** 2269	COMPUTER LEGALIZE FEES	40,000.00	14,224.00	34,713.31	5,286.69	
2273.1400.4194	NSP 1 2010 REVENUES	0.00	0.00	0.00	0.00	0.00
2275.1800.4183	MISCELLANEOUS INCOME	0.00	0.00	0.00	0.00	0.00
2275.1900.4192	TRANSFER-IN-G/F-2000	0.00	0.00	0.00	0.00	0.00
2275.1900.4193	TRANSFER-IN-G/F-99	0.00	0.00	0.00	0.00	0.00
2275.1900.4194	ADVANCE IN	17,959.00	0.00	0.00	17,959.00	100.00
2275.1900.4195	REFUNDS-OPERATING	0.00	0.00	0.00	0.00	0.00
2275.1900.4198	REIMBURSEMENT-HOSPITILIZATION	0.00	0.00	0.00	0.00	0.00
2275.1900.4200	Local Government Note Proceeds	0.00	0.00	0.00	0.00	0.00
2275.2260.4142	VOCA STATE GRANT 2000	143,316.43	14,714.56	55,220.27	88,096.16	61.47
2275.2260.4143	VOCA 99	0.00	0.00	0.00	0.00	0.00
2275.2260.4144	SVAA 99	0.00	0.00	8,122.00	-8,122.00	0.00
2275.2265.4140	VOCA(STATE GRANT)	0.00	0.00	0.00	0.00	0.00
** 2275	VOCA	161,275.43	14,714.56	63,342.27	97,933.16	
2277.1400.4194	NSP-3 GRANT (CDFR # 14. 218)	0.00	0.00	0.00	0.00	0.00
2277.1900.4198	REIMBURSEMENT-HOSPITILIZATION	0.00	0.00	0.00	0.00	0.00
** 2277	NSP - 3	0.00	0.00	0.00	0.00	
2279.1400.4141	COPS GRANT 2015UMWX0151	0.00	0.00	0.00	0.00	0.00
2279.1400.4142	BULLETPROOF VEST PARTNERSHIP	0.00	15,543.04	15,543.04	-15,543.04	0.00
2279.1900.4198	REIMBURSEMENT-HOSPITILIZATION	0.00	0.00	0.00	0.00	0.00
2279.2110.8999	TRANSFERS IN	0.00	0.00	0.00	0.00	0.00

Account.....	Description.....	Est Revenue...	MTD Receipts..	YTD Receipts..	Unc Balance...	% Remain
** 2279	DOJ GRANT	0.00	15,543.04	15,543.04	-15,543.04	
2284.1400.4140	BLOCK GRANT 97	0.00	0.00	0.00	0.00	0.00
2284.1900.4192	TRANSFER-IN	0.00	0.00	0.00	0.00	0.00
2284.1900.4194	ADVANCE-IN BLOCK GRANT 97	0.00	0.00	0.00	0.00	0.00
** 2284	BLOCK GRANT 97	0.00	0.00	0.00	0.00	
2285.1601.4161	PROBATION FINES	34,000.00	1,975.40	24,145.71	9,854.29	28.98
2289.1400.4140	HOME PROGRAM (CFDA # 14.239)	0.00	0.00	0.00	0.00	0.00
2289.1400.4141	HOME PROGRAM (CFDA # 14.239)	348,376.00	3,623.50	10,768.00	337,608.00	96.91
2289.1400.4142	CODE ENFORCE DEPOSIT	0.00	0.00	0.00	0.00	0.00
2289.1400.4183	PROGRAM INCOME	0.00	0.00	0.00	0.00	0.00
2289.1900.4192	TRANSFER-IN	0.00	0.00	0.00	0.00	0.00
2289.1900.4198	REIMBURSEMENT-HOSPITALIZATION	0.00	0.00	0.00	0.00	0.00
2289.1900.4200	Local Government Note Proceeds	0.00	0.00	0.00	0.00	0.00
** 2289	HOME - PROGRAM 99	348,376.00	3,623.50	10,768.00	337,608.00	
2290.1900.4200	Local Government Note Proceeds	0.00	0.00	0.00	0.00	0.00
2290.2110.4142	JAG POLICE (GRANT)	14,232.00	0.00	0.00	14,232.00	100.00
2290.2110.4143	JAG TECH UPGRADE	0.00	0.00	0.00	0.00	0.00
2290.2110.4145	CLEVE FOUNDATION(GRANT)-93 - POL	0.00	0.00	0.00	0.00	0.00
** 2290	JAG GRANT (POLICE)	14,232.00	0.00	0.00	14,232.00	
2296.1500.4144	SCHOOL RESOURCE OFFICERS-POLICE	112,695.40	0.00	26,521.06	86,174.34	76.47
2296.1500.4194	ADVANCE IN	35,141.00	0.00	0.00	35,141.00	100.00
** 2296	SCHOOL RESOURCE OFFICERS	147,836.40	0.00	26,521.06	121,315.34	
2297.1500.4144	Drug Use Prevention	0.00	0.00	0.00	0.00	0.00
2298.1800.4183	Miscellaneous	0.00	0.00	0.00	0.00	0.00
2298.1900.4183	Seized funds	13,576.88	0.00	0.00	13,576.88	100.00
** 2298	LAW ENFORCEMENT TRUST	13,576.88	0.00	0.00	13,576.88	
2299.1400.4140	Bullet Proof Vest Grant	0.00	0.00	0.00	0.00	0.00
2299.1800.4182	INTEREST INCOME	1.00	0.01	0.05	0.95	95.00
2299.1800.4183	Miscellaneous	0.00	0.00	0.00	0.00	0.00
** 2299	FEDERAL ASSET FORFEITURE	1.00	0.01	0.05	0.95	
3310.1100.4111	GENERAL REAL ESTATE TAX	0.00	0.00	0.00	0.00	0.00
3310.1100.4112	TANGIBLE PERSONAL PROPERTY	0.00	0.00	0.00	0.00	0.00
3310.1100.4115	ROLLBACK HOMESTEAD EXEMPT	0.00	0.00	0.00	0.00	0.00
3310.1100.4128	LOCAL GOV'T FUND COUNTY	0.00	0.00	0.00	0.00	0.00
3310.1100.4182	INTEREST INCOME	0.00	0.00	0.00	0.00	0.00
3310.1300.4131	SPEC/ASSES/MISC/INTEREST	0.00	0.00	0.00	0.00	0.00
3310.1300.4132	SPEC ASSESS NOBLE NELA	0.00	0.00	0.00	0.00	0.00
3310.1800.4182	Misc	0.00	0.00	0.00	0.00	0.00
3310.1900.4191	Transfers In	97,477.14	0.00	97,477.14	0.00	0.00

Account.....	Description.....	Est Revenue...	MTD Receipts..	YTD Receipts..	Unc Balance...	% Remain
** 3310	BOND RETIREMENT FUND	97,477.14	0.00	97,477.14	0.00	
4415.1100.4111	GENERAL REAL ESTATE TAX	159,359.00	0.00	88,267.85	71,091.15	44.61
4415.1100.4112	TANGIBLE PROPERTY TAX	0.00	0.00	0.00	0.00	0.00
4415.1100.4115	ROLLBACK,HOMESTEAD EXEPT	0.00	0.00	0.00	0.00	0.00
4415.1100.4193	DAMAGE TO CITY PROPERTY	0.00	0.00	0.00	0.00	0.00
4415.1800.4181	SALE OF FIXED ASSETS	0.00	0.00	0.00	0.00	0.00
4415.1800.4199	Sale of Fixed Assets	0.00	0.00	0.00	0.00	0.00
4415.1900.4191	TRANSFER IN	100,000.00	0.00	0.00	100,000.00	100.00
4415.1900.4192	PERMANENT IMPROVEMENT	0.00	0.00	0.00	0.00	0.00
4415.1900.4193	BIDDING FEES-STREET LIGHTING POL	0.00	0.00	0.00	0.00	0.00
4415.2110.4110	LAW ENFORCEMENT TRUST FUND	0.00	0.00	0.00	0.00	0.00
** 4415	PERMANENT IMPROVEMENT FUND	259,359.00	0.00	88,267.85	171,091.15	
4422.1200.4142	STATE GRANT-CONSTRUCTION	0.00	0.00	0.00	0.00	0.00
4422.1900.4192	TRANSFER-IN STATE GRANT	0.00	0.00	0.00	0.00	0.00
4422.2110.4142	STATE GRANT-CONSTRUCTION	0.00	0.00	0.00	0.00	0.00
** 4422		0.00	0.00	0.00	0.00	
5510.1800.4182	E. C. WATER-INTEREST INCOME	0.00	0.00	0.00	0.00	0.00
5510.1900.4182	ACCRUED INTEREST WATERWORKS	0.00	0.00	0.00	0.00	0.00
5510.1900.4184	WATER MISC INCOME	0.00	0.00	0.00	0.00	0.00
5510.1900.4192	TRANSFER-IN	0.00	0.00	0.00	0.00	0.00
5510.1900.4193	WATER ASSESSMENTS	0.00	0.00	0.00	0.00	0.00
5510.1900.4194	CHARGES FOR SERVICES(WATER)	0.00	0.00	0.00	0.00	0.00
5510.1900.4195	ADVANCE-IN	0.00	0.00	0.00	0.00	0.00
5510.1900.4200	Local Government Note Proceeds	0.00	0.00	0.00	0.00	0.00
5510.1900.4418	WATER REVENUE	0.00	0.00	0.00	0.00	0.00
** 5510	WATER FUND	0.00	0.00	0.00	0.00	
5520.1800.4182	E. C. SEWER INTEREST INCOME	0.00	0.00	0.00	0.00	0.00
5520.1900.4192	TRANSFER-IN	0.00	0.00	0.00	0.00	0.00
5520.1900.4193	SEWER ASSESSMENTS	2,000.00	0.00	3,013.03	-1,013.03	-50.65
5520.1900.4194	CHARGES FOR SERVICES(SEWER)	0.00	0.00	0.00	0.00	0.00
5520.1900.4195	ADVANCE-IN	0.00	0.00	0.00	0.00	0.00
5520.1900.4200	Local Government Note Proceeds	0.00	0.00	0.00	0.00	0.00
5520.1900.4418	SEWER REVENUE	0.00	0.00	0.00	0.00	0.00
** 5520	SEWER FUND	2,000.00	0.00	3,013.03	-1,013.03	
5530.1900.4192	TRANSFER-IN	0.00	0.00	0.00	0.00	0.00
5530.1900.4200	Local Government Note Proceeds	0.00	0.00	0.00	0.00	0.00
5530.1900.4418	WATER-CAPITAL IMPROVEMENT	0.00	0.00	0.00	0.00	0.00
** 5530	WATER-CAPITAL IMPROVEMENT FUND	0.00	0.00	0.00	0.00	
5560.1900.4418	SEWER REVENUE	0.00	0.00	0.00	0.00	0.00
7710.1200.4140	AFTER SCHOOL PROGRAM	0.00	0.00	0.00	0.00	0.00
7710.1900.4192	AFTER WORK PROGRAM	0.00	0.00	0.00	0.00	0.00

Account.....	Description.....	Est Revenue...	MTD Receipts..	YTD Receipts..	Unc Balance...	% Remain
** 7710		0.00	0.00	0.00	0.00	
7721.1900.4183	CONSTRUCTION ESCROW	0.00	0.00	0.00	0.00	0.00
7721.1900.4192	TRANSFER-IN	0.00	0.00	0.00	0.00	0.00
7721.1900.4412	MISCELLANEOUS DEPOSITS	2,995.33	0.00	0.00	2,995.33	100.00
** 7721	MISCELLANEOUS DEPOSITS	2,995.33	0.00	0.00	2,995.33	
7727.1800.4182	INTEREST INCOME	0.00	0.00	0.00	0.00	0.00
7727.1900.4418	WATER-SEWER TRUST ACCOUNT	0.00	0.00	0.00	0.00	0.00
** 7727		0.00	0.00	0.00	0.00	
7729.2900.4420	PRU-PREP	0.00	0.00	0.00	0.00	0.00
7730.1900.4420	AMERICAN FAMILY LIFE INSUR	0.00	0.00	0.00	0.00	0.00
7730.2900.4420	CAPITOL AMERICA	0.00	0.00	0.00	0.00	0.00
** 7730		0.00	0.00	0.00	0.00	
7734.1900.4401	AFSCME DUES-EMPLOYEE WITHHOLDING	3,137.09	196.80	1,082.40	2,054.69	65.50
7734.1900.4402	ALLSTATE INSUR-EMPLOYEE WITHHOLD	0.00	0.00	0.00	0.00	0.00
7734.1900.4403	CONSECO INSUR-EMPLOYEE WITHHOLDI	0.00	0.00	0.00	0.00	0.00
7734.1900.4404	FIRE HOUSE FUND-EMPLOYEE WITHHOL	2,194.17	222.50	837.50	1,356.67	61.83
7734.1900.4405	FIRE UNION DUES-EMPLOYEE WITHHOL	22,541.67	2,750.00	10,225.00	12,316.67	54.64
7734.1900.4406	FOP-OLC-EMPLOYEE WITHHOLDINGS	1,736.89	0.00	0.00	1,736.89	100.00
7734.1900.4407	FOP-L39-EMPLPOYEE WITHHOLDINGS	22,410.00	1,440.00	7,605.00	14,805.00	66.06
7734.1900.4408	LEGAL SHIELD-EMPLOYEE WITHHOLDIN	1,975.13	204.33	749.21	1,225.92	62.07
7734.1900.4409	NY LIFE INSUR-EMPLOYEE WITHHOLDI	0.00	0.00	0.00	0.00	0.00
7734.1900.4410	OML INSUR-EMPLOYEE WITHHOLDINGS	815.67	28.06	140.30	675.37	82.80
7734.1900.4411	COLONIAL LIFE INSUR-EMPLOYEE WIT	45,842.28	3,016.55	11,713.19	34,129.09	74.45
7734.1900.4412	POLICE & FIRE INSUR-EMPLOYEE WIT	50,000.00	6,900.09	25,800.76	24,199.24	48.40
7734.1900.4413	SEIU DUES-EMPLOYEE WITHHOLDINGS	126.37	0.00	0.00	126.37	100.00
7734.1900.4414	UMFL DUES-EMPLOYEE WITHHOLDINGS	0.00	0.00	0.00	0.00	0.00
7734.1900.4415	UNITED WAY-EMPLOYEE WITHHOLDINGS	0.00	0.00	0.00	0.00	0.00
7734.1900.4416	AFLAC-EMPLOYEE WITHHOLDINGS	18,235.15	1,090.80	3,452.40	14,782.75	81.07
7734.1900.4417	Employee Refund	18,579.78	0.00	699.98	17,879.80	96.23
7734.1900.4418	OPED- EMPLOYEE WITHHOLDINGS	193,376.64	22,095.00	73,480.00	119,896.64	62.00
7734.1900.4419	OPERS-EMPLOYEE WITHHOLDINGS	213,151.28	19,910.33	72,297.32	140,853.96	66.08
7734.1900.4420	OP&F-EMPLOYEE WITHHOLDINGS	426,074.05	58,688.68	215,921.99	210,152.06	49.32
7734.1900.4421	COLORADO BANKERS LIFE	0.00	0.00	0.00	0.00	0.00
** 7734	EMPLOYEE WITHHOLDINGS	1,020,196.17	116,543.14	424,005.05	596,191.12	
7735.1500.4197	Reimb for Adm Expenses	295,039.80	24,260.47	24,260.47	270,779.33	91.78
7735.1500.4198	Reimb for Claims	1,290,888.24	71,628.03	453,547.17	837,341.07	64.87
7735.1500.4199	Reimb for Employee Contribution	0.00	0.00	0.00	0.00	0.00
** 7735	Self Insured Healthcare	1,585,928.04	95,888.50	477,807.64	1,108,120.40	
7740.2900.4430	ASSOCIATE LIFE INSURANCE	0.00	0.00	0.00	0.00	0.00
***		20,652,941.80	1,334,284.60	8,824,522.15	11,828,419.65	

Account..... Description..... Est Revenue... MTD Receipts.. YTD Receipts.. Unc Balance... % Remain

The City of East Cleveland

Combined Expenditures
For Period Ending
5/31/2020

Source of Information
Finance Department
Financial Management System

Account.....	Description	Rev combined..	Combined MTD..	Combined YTD..	Combined Unexp	Combined Enc..	Prior Excess..	Combined Unenc
1110.2100.5237	TEMP CORREC	0.00	0.00	0.00	0.00	0.00	0.00	0.00
1110.2110.5210	POLICE CHIE	73,226.34	5,621.30	30,917.15	42,309.19	0.00	0.00	42,309.19
1110.2110.5211	OTHER EMPLO	574,060.52	41,250.57	231,442.67	342,617.85	0.00	0.00	342,617.85
1110.2110.5212	REGULAR POL	1,450,381.27	109,590.92	649,331.34	801,049.93	0.00	0.00	801,049.93
1110.2110.5213	POLICE OVER	130,000.00	12,391.33	64,736.13	65,263.87	0.00	0.00	65,263.87
1110.2110.5216	FRINGE BENE	0.00	0.00	0.00	0.00	0.00	0.00	0.00
1110.2110.5217	COMPENSATOR	0.00	0.00	0.00	0.00	0.00	0.00	0.00
1110.2110.5220	TRAVEL (LON	1,500.00	0.00	0.00	1,500.00	0.00	0.00	1,500.00
1110.2110.5221	TRAVEL (LOC	0.00	0.00	0.00	0.00	0.00	0.00	0.00
1110.2110.5222	BOOKS & PER	0.00	0.00	0.00	0.00	0.00	0.00	0.00
1110.2110.5223	MEMBERSHIPS	150.00	0.00	550.36	-400.36	0.00	0.00	-400.36
1110.2110.5224	TRAINING-PO	23,785.00	600.00	9,556.87	14,228.13	0.00	0.00	14,228.13
1110.2110.5226	SUSTENANCE	0.00	0.00	0.00	0.00	0.00	0.00	0.00
1110.2110.5228	PRISONER CA	40,000.00	2,214.91	14,043.98	25,956.02	875.00	0.00	25,081.02
1110.2110.5232	COMMUNICATI	86,189.36	4,242.61	30,117.59	56,071.77	19,025.00	0.00	37,046.77
1110.2110.5233	POSTAGE - P	231.99	43.02	155.40	76.59	0.00	0.00	76.59
1110.2110.5234	PROFESSIONA	188,829.11	700.00	44,194.68	144,634.43	0.00	0.00	144,634.43
1110.2110.5235	JUVENILE TR	0.00	0.00	0.00	0.00	0.00	0.00	0.00
1110.2110.5236	SCHOOL GUAR	20,007.00	0.00	2,647.85	17,359.15	0.00	0.00	17,359.15
1110.2110.5237	TEMP CORREC	0.00	0.00	0.00	0.00	0.00	0.00	0.00
1110.2110.5238	POLICE STUD	0.00	0.00	0.00	0.00	0.00	0.00	0.00
1110.2110.5239	COMMUNITY C	0.00	0.00	0.00	0.00	0.00	0.00	0.00
1110.2110.5241	OFFICE SUPP	0.00	0.00	610.39	-610.39	0.00	0.00	-610.39
1110.2110.5242	OPERATING S	30,379.50	843.43	17,143.16	13,236.34	305.38	0.00	12,930.96
1110.2110.5243	REPAIRS & M	20,000.00	2,162.07	10,744.80	9,255.20	0.00	0.00	9,255.20
1110.2110.5244	SMALL TOOLS	0.00	0.00	0.00	0.00	0.00	0.00	0.00
1110.2110.5246	JAIL REPAIR	0.00	0.00	389.96	-389.96	0.00	0.00	-389.96
1110.2110.5248	CLOTHING	54,358.80	3,669.07	48,511.37	5,847.43	0.00	0.00	5,847.43
1110.2110.5252	EQUIPMENT	0.00	0.00	0.00	0.00	0.00	0.00	0.00
1110.2110.5254	TIRES	7,276.24	0.00	0.00	7,276.24	0.00	0.00	7,276.24
1110.2110.5255	FUEL AND LU	54,660.28	3,055.37	21,845.13	32,815.15	0.00	0.00	32,815.15
1110.2110.5256	REPAIR PART	20,000.00	1,977.27	12,017.33	7,982.67	5,340.63	0.00	2,642.04
1110.2110.5257	VEHICLE RE	15,000.00	21.46	20,985.49	-5,985.49	0.00	0.00	-5,985.49
1110.2110.5258	OPERATING S	0.00	0.00	0.00	0.00	0.00	0.00	0.00
1110.2110.5259	SMALL TOOLS	0.00	0.00	0.00	0.00	0.00	0.00	0.00
1110.2110.5286	MEDICARE	30,039.57	2,295.63	13,480.68	16,558.89	0.00	0.00	16,558.89
1110.2110.5287	UNEMPLOYMEN	0.00	0.00	0.00	0.00	0.00	0.00	0.00
1110.2110.5290	PERS	17,286.39	1,323.11	6,957.87	10,328.52	0.00	0.00	10,328.52
1110.2110.5291	POLICE PENS	381,003.66	33,114.22	176,024.80	204,978.86	0.00	0.00	204,978.86
1110.2110.5293	WORKERS COM	49,160.66	0.00	0.00	49,160.66	0.00	0.00	49,160.66
1110.2110.5294	HOSPITALIZA	330,000.00	46,492.18	189,569.11	140,430.89	0.00	0.00	140,430.89
1110.2110.5296	STOP LOSS	0.00	0.00	0.00	0.00	0.00	0.00	0.00
1110.2110.5298	TPA	0.00	0.00	0.00	0.00	0.00	0.00	0.00
Subtotal for object		3,597,525.69	271,608.47	1,595,974.11	2,001,551.58	25,546.01	0.00	1,976,005.57
* Dept 2110 POLICE DEPT		3,597,525.69	271,608.47	1,595,974.11	2,001,551.58	25,546.01	0.00	1,976,005.57
1110.2120.5210	CHIEF	74,829.23	5,606.04	30,833.22	43,996.01	0.00	0.00	43,996.01
1110.2120.5211	OTHER EMPLO	43,997.60	3,127.56	17,983.46	26,014.14	0.00	0.00	26,014.14
1110.2120.5212	REGULAR FIR	1,144,531.83	81,059.71	442,827.52	701,704.31	0.00	0.00	701,704.31
1110.2120.5213	FIRE OVERTI	21,540.00	8,770.73	25,398.49	-3,858.49	0.00	0.00	-3,858.49
1110.2120.5217	COMPENSATOR	0.00	0.00	0.00	0.00	0.00	0.00	0.00

Account.....	Description	Rev combined..	Combined MTD..	Combined YTD..	Combined Unexp	Combined Enc..	Prior Excess..	Combined Unenc
1110.2120.5220	TRAVEL (LON	0.00	0.00	0.00	0.00	0.00	0.00	0.00
1110.2120.5221	TRAVEL (LOC	0.00	0.00	0.00	0.00	0.00	0.00	0.00
1110.2120.5222	BOOKS & PER	0.00	0.00	0.00	0.00	0.00	0.00	0.00
1110.2120.5223	MEMBERSHIP	411.00	0.00	730.00	-319.00	0.00	0.00	-319.00
1110.2120.5224	FIRE TRAINI	2,000.00	500.00	1,785.58	214.42	0.00	0.00	214.42
1110.2120.5232	COMMUNICATI	0.00	0.00	0.00	0.00	0.00	0.00	0.00
1110.2120.5234	PROFESSIONA	143,755.00	325.00	35,611.22	108,143.78	2,275.00	0.00	105,868.78
1110.2120.5239	OTHER	84.99	0.00	0.00	84.99	0.00	0.00	84.99
1110.2120.5240	LICENSE REN	0.00	0.00	0.00	0.00	0.00	0.00	0.00
1110.2120.5241	OFFICE SUPP	1,867.41	0.00	69.11	1,798.30	0.00	0.00	1,798.30
1110.2120.5242	OPERATING S	7,407.16	1,468.64	5,276.42	2,130.74	76.97	0.00	2,053.77
1110.2120.5243	REPAIRS & M	40,284.92	12,035.80	21,143.99	19,140.93	0.00	279.12	18,861.81
1110.2120.5244	SMALL TOOLS	0.00	0.00	0.00	0.00	0.00	0.00	0.00
1110.2120.5248	CLOTHING	12,600.00	0.00	4,649.55	7,950.45	0.00	0.00	7,950.45
1110.2120.5252	EQUIPMENT -	20,000.00	455.95	572.09	19,427.91	6,808.64	0.00	12,619.27
1110.2120.5254	TIRES	15,000.00	0.00	0.00	15,000.00	0.00	0.00	15,000.00
1110.2120.5255	FUEL AND LU	18,921.24	1,036.81	9,476.81	9,444.43	0.00	0.00	9,444.43
1110.2120.5256	REPAIR PART	0.00	0.00	162.60	-162.60	0.00	0.00	-162.60
1110.2120.5257	OUTSIDE REP	0.00	0.00	0.00	0.00	0.00	0.00	0.00
1110.2120.5258	OPERATING S	0.00	0.00	0.00	0.00	0.00	0.00	0.00
1110.2120.5259	SMALL TOOLS	0.00	0.00	0.00	0.00	0.00	0.00	0.00
1110.2120.5286	MEDICARE	18,631.03	1,316.23	6,852.04	11,778.99	0.00	0.00	11,778.99
1110.2120.5290	PERS	6,159.66	437.86	2,565.57	3,594.09	0.00	0.00	3,594.09
1110.2120.5292	FIRE PENSIO	278,501.91	20,430.00	111,225.20	167,276.71	0.00	0.00	167,276.71
1110.2120.5293	WORKERS COM	36,421.00	0.00	0.00	36,421.00	0.00	0.00	36,421.00
1110.2120.5294	HOSPITALIZA	212,018.58	16,271.89	70,338.78	141,679.80	0.00	0.00	141,679.80
1110.2120.5296	STOP LOSS	0.00	0.00	0.00	0.00	0.00	0.00	0.00
1110.2120.5298	TPA	0.00	0.00	0.00	0.00	0.00	0.00	0.00
Subtotal for object		2,098,962.56	152,842.22	787,501.65	1,311,460.91	9,160.61	279.12	1,302,021.18
* Dept 2120 FIRE DEPT		2,098,962.56	152,842.22	787,501.65	1,311,460.91	9,160.61	279.12	1,302,021.18
1110.2130.5211	OTHER EMPLO	0.00	0.00	0.00	0.00	0.00	0.00	0.00
1110.2130.5220	TRAVEL (LON	0.00	0.00	0.00	0.00	0.00	0.00	0.00
1110.2130.5234	PROFESSIONA	0.00	0.00	0.00	0.00	0.00	0.00	0.00
1110.2130.5239	OTHER	0.00	0.00	0.00	0.00	0.00	0.00	0.00
1110.2130.5242	OPERATING S	0.00	0.00	0.00	0.00	0.00	0.00	0.00
1110.2130.5243	REPAIRS & M	0.00	0.00	0.00	0.00	0.00	0.00	0.00
1110.2130.5244	SMALL TOOLS	0.00	0.00	0.00	0.00	0.00	0.00	0.00
1110.2130.5252	EQUIPMENT	0.00	0.00	0.00	0.00	0.00	0.00	0.00
1110.2130.5281	STREET LIGH	221,172.40	16,330.84	80,969.88	140,202.52	110,041.68	0.00	30,160.84
1110.2130.5286	MEDICARE	0.00	0.00	0.00	0.00	0.00	0.00	0.00
1110.2130.5500	TEMPORARY B	0.00	0.00	0.00	0.00	0.00	0.00	0.00
1110.2130.5501	Separation	0.00	0.00	0.00	0.00	0.00	0.00	0.00
1110.2130.5502	Capital Out	0.00	0.00	0.00	0.00	0.00	0.00	0.00
Subtotal for object		221,172.40	16,330.84	80,969.88	140,202.52	110,041.68	0.00	30,160.84
* Dept 2130 STREET LIGHTING		221,172.40	16,330.84	80,969.88	140,202.52	110,041.68	0.00	30,160.84
1110.2140.5210	DIRECTOR	0.00	0.00	0.00	0.00	0.00	0.00	0.00
1110.2140.5211	OTHER EMPLO	0.00	0.00	0.00	0.00	0.00	0.00	0.00
1110.2140.5232	COMMUNICATI	0.00	0.00	0.00	0.00	0.00	0.00	0.00

Account.....	Description	Rev combined..	Combined MTD..	Combined YTD..	Combined Unexp	Combined Enc..	Prior Excess..	Combined Unenc
1110.2140.5233	POSTAGE - P	0.00	0.00	0.00	0.00	0.00	0.00	0.00
1110.2140.5234	PROFESSIONA	0.00	0.00	0.00	0.00	0.00	0.00	0.00
1110.2140.5235	PROCESSING	0.00	0.00	0.00	0.00	0.00	0.00	0.00
1110.2140.5239	OTHER	0.00	0.00	0.00	0.00	0.00	0.00	0.00
1110.2140.5241	OFFICE SUPP	0.00	0.00	0.00	0.00	0.00	0.00	0.00
1110.2140.5242	OPERATING S	0.00	0.00	0.00	0.00	0.00	0.00	0.00
1110.2140.5252	EQUIPMENT	0.00	0.00	0.00	0.00	0.00	0.00	0.00
1110.2140.5254	COLLECTION	0.00	0.00	0.00	0.00	0.00	0.00	0.00
1110.2140.5286	MEDICARE	0.00	0.00	0.00	0.00	0.00	0.00	0.00
1110.2140.5288	DENTAL	0.00	0.00	0.00	0.00	0.00	0.00	0.00
1110.2140.5290	PERS	0.00	0.00	0.00	0.00	0.00	0.00	0.00
1110.2140.5293	WORKERS COM	0.00	0.00	0.00	0.00	0.00	0.00	0.00
1110.2140.5294	HOSPITALIZA	0.00	0.00	0.00	0.00	0.00	0.00	0.00
1110.2140.5296	STOP LOSS	0.00	0.00	0.00	0.00	0.00	0.00	0.00
1110.2140.5298	TPA	0.00	0.00	0.00	0.00	0.00	0.00	0.00
1110.2140.5500	TEMPORARY B	0.00	0.00	0.00	0.00	0.00	0.00	0.00
Subtotal for object		0.00	0.00	0.00	0.00	0.00	0.00	0.00
* Dept 2140 PARKING VIOLATIONS		0.00	0.00	0.00	0.00	0.00	0.00	0.00
1110.2160.5211	OTHER	0.00	0.00	0.00	0.00	0.00	0.00	0.00
1110.2160.5234	PROFESSIONA	0.00	0.00	0.00	0.00	0.00	0.00	0.00
1110.2160.5241	OFFICE SUPP	0.00	0.00	0.00	0.00	0.00	0.00	0.00
1110.2160.5242	OPERATING S	0.00	0.00	0.00	0.00	0.00	0.00	0.00
1110.2160.5243	REPAIRS & M	0.00	0.00	0.00	0.00	0.00	0.00	0.00
1110.2160.5252	EQUIPMENT	0.00	0.00	0.00	0.00	0.00	0.00	0.00
1110.2160.5286	MEDICARE	0.00	0.00	0.00	0.00	0.00	0.00	0.00
1110.2160.5340	OPERATING L	0.00	0.00	0.00	0.00	0.00	0.00	0.00
1110.2160.5500	TEMPORARY B	0.00	0.00	0.00	0.00	0.00	0.00	0.00
Subtotal for object		0.00	0.00	0.00	0.00	0.00	0.00	0.00
* Dept 2160 POLICE/FIRE COMM		0.00	0.00	0.00	0.00	0.00	0.00	0.00
1110.2310.5210	DIRECTOR	0.00	0.00	0.00	0.00	0.00	0.00	0.00
1110.2310.5211	OTHER EMPLO	33,255.46	2,620.36	13,992.60	19,262.86	0.00	0.00	19,262.86
1110.2310.5216	OTHER EMPLO	0.00	0.00	0.00	0.00	0.00	0.00	0.00
1110.2310.5219	INDEPENDENT	40,320.00	0.00	10,920.00	29,400.00	0.00	0.00	29,400.00
1110.2310.5220	TRAVEL (LON	0.00	0.00	0.00	0.00	0.00	0.00	0.00
1110.2310.5221	TRAVEL (LOC	0.00	0.00	0.00	0.00	0.00	0.00	0.00
1110.2310.5222	BOOKS & PER	0.00	0.00	0.00	0.00	0.00	0.00	0.00
1110.2310.5223	MEMBERSHIP	0.00	0.00	0.00	0.00	0.00	0.00	0.00
1110.2310.5232	COMMUNICATI	0.00	0.00	0.00	0.00	0.00	0.00	0.00
1110.2310.5233	POSTAGE - P	0.00	0.00	0.00	0.00	0.00	0.00	0.00
1110.2310.5234	PROFESSIONA	1,000.00	295.18	30,312.24	-29,312.24	0.00	0.00	-29,312.24
1110.2310.5235	SEASONAL EM	0.00	0.00	0.00	0.00	0.00	0.00	0.00
1110.2310.5236	PARK STUDY	0.00	0.00	0.00	0.00	0.00	0.00	0.00
1110.2310.5238	PRINTING &	0.00	0.00	0.00	0.00	0.00	0.00	0.00
1110.2310.5239	OTHER	0.00	0.00	0.00	0.00	0.00	0.00	0.00
1110.2310.5240	OPER SUPPLI	0.00	0.00	0.00	0.00	0.00	0.00	0.00
1110.2310.5241	OFFICE SUPP	690.00	0.00	390.00	300.00	0.00	0.00	300.00
1110.2310.5242	OPERATING S	3,000.00	0.00	3,714.46	-714.46	1,612.48	0.00	-2,326.94
1110.2310.5243	REPAIRS & M	10,000.00	0.00	8,018.50	1,981.50	0.00	0.00	1,981.50

Account.....	Description	Rev combined..	Combined MTD..	Combined YTD..	Combined Unexp	Combined Enc..	Prior Excess..	Combined Unenc
1110.2310.5244	SMALL TOOLS	0.00	0.00	0.00	0.00	0.00	0.00	0.00
1110.2310.5245	ST. ANNE'S	0.00	0.00	0.00	0.00	0.00	0.00	0.00
1110.2310.5250	YOUTH O. U.	0.00	0.00	0.00	0.00	0.00	0.00	0.00
1110.2310.5251	MEMORIAL PA	0.00	0.00	0.00	0.00	0.00	0.00	0.00
1110.2310.5252	EQUIPMENT	42,617.05	3,034.98	6,514.53	36,102.52	0.00	0.00	36,102.52
1110.2310.5254	TIRES - PAR	0.00	0.00	0.00	0.00	0.00	0.00	0.00
1110.2310.5255	FUEL AND LU	1,500.00	63.56	92.13	1,407.87	0.00	0.00	1,407.87
1110.2310.5257	VEHICLE REP	0.00	0.00	0.00	0.00	0.00	0.00	0.00
1110.2310.5280	ELECTRIC -	0.00	0.00	0.00	0.00	0.00	0.00	0.00
1110.2310.5282	GAS NATURAL	0.00	0.00	0.00	0.00	0.00	0.00	0.00
1110.2310.5283	TELEPHONE -	0.00	0.00	0.00	0.00	0.00	0.00	0.00
1110.2310.5286	MEDICARE	482.20	37.11	194.83	287.37	0.00	0.00	287.37
1110.2310.5287	UNEMPLOYMEN	0.00	0.00	0.00	0.00	0.00	0.00	0.00
1110.2310.5288	DENTAL	0.00	0.00	0.00	0.00	0.00	0.00	0.00
1110.2310.5290	PERS	4,655.76	354.56	2,035.81	2,619.95	0.00	0.00	2,619.95
1110.2310.5291	PICK-UP	0.00	0.00	0.00	0.00	0.00	0.00	0.00
1110.2310.5293	WORKERS COM	826.57	0.00	0.00	826.57	0.00	0.00	826.57
1110.2310.5294	HOSPITALIZA	3,500.00	190.10	950.50	2,549.50	0.00	0.00	2,549.50
1110.2310.5296	STOP LOSS	0.00	0.00	0.00	0.00	0.00	0.00	0.00
1110.2310.5298	TPA	0.00	0.00	0.00	0.00	0.00	0.00	0.00
1110.2310.5418	WATER-SEWER	0.00	0.00	0.00	0.00	0.00	0.00	0.00
1110.2310.5500	TEMPORARY B	0.00	0.00	0.00	0.00	0.00	0.00	0.00
1110.2310.5501	Separation	0.00	0.00	0.00	0.00	0.00	0.00	0.00
1110.2310.5502	Capital Out	0.00	0.00	0.00	0.00	0.00	0.00	0.00
Subtotal for object		141,847.04	6,595.85	77,135.60	64,711.44	1,612.48	0.00	63,098.96
* Dept 2310 PARKS & REC		141,847.04	6,595.85	77,135.60	64,711.44	1,612.48	0.00	63,098.96
1110.2410.5210	HOUSING COM	0.00	0.00	0.00	0.00	0.00	0.00	0.00
1110.2410.5211	OTHER EMPLO	16,291.03	2,325.31	18,585.72	-2,294.69	0.00	0.00	-2,294.69
1110.2410.5220	TRAVEL LONG	0.00	0.00	0.00	0.00	0.00	0.00	0.00
1110.2410.5221	TRAVEL LOCA	0.00	0.00	0.00	0.00	0.00	0.00	0.00
1110.2410.5222	BOOKS & PER	0.00	0.00	0.00	0.00	0.00	0.00	0.00
1110.2410.5223	MEMBERSHIP	0.00	0.00	0.00	0.00	0.00	0.00	0.00
1110.2410.5224	TRAINING	0.00	0.00	0.00	0.00	0.00	0.00	0.00
1110.2410.5232	COMMUNICATI	0.00	0.00	0.00	0.00	0.00	0.00	0.00
1110.2410.5233	POSTAGE - H	3,000.00	400.00	989.82	2,010.18	0.00	0.00	2,010.18
1110.2410.5234	PROFESSIONA	43,000.00	3,100.00	15,550.00	27,450.00	0.00	0.00	27,450.00
1110.2410.5239	OTHER	0.00	0.00	0.00	0.00	0.00	0.00	0.00
1110.2410.5240	LAND REUTIL	0.00	0.00	0.00	0.00	0.00	0.00	0.00
1110.2410.5241	OFFICE SUPP	1,903.00	0.00	300.99	1,602.01	54.00	0.00	1,548.01
1110.2410.5242	OPERATING S	0.00	0.00	227.50	-227.50	0.00	0.00	-227.50
1110.2410.5243	REPAIR & MA	500.07	6.99	52.70	447.37	72.47	0.00	374.90
1110.2410.5248	CLOTHING	124.50	0.00	0.00	124.50	0.00	0.00	124.50
1110.2410.5252	EQUIPMENT	843.89	0.00	133.00	710.89	0.00	250.00	460.89
1110.2410.5255	FUEL AND LU	2,000.00	0.00	0.00	2,000.00	0.00	0.00	2,000.00
1110.2410.5257	VEHICLE REP	330.22	0.00	0.00	330.22	0.00	0.00	330.22
1110.2410.5277	E. C. YOUTH	0.00	0.00	0.00	0.00	0.00	0.00	0.00
1110.2410.5286	MEDICARE	231.94	13.43	244.57	-12.63	0.00	0.00	-12.63
1110.2410.5287	UNEMPLOYMEN	0.00	0.00	0.00	0.00	0.00	0.00	0.00
1110.2410.5288	DENTAL	0.00	0.00	0.00	0.00	0.00	0.00	0.00
1110.2410.5290	PERS	2,239.44	0.00	2,942.53	-703.09	0.00	0.00	-703.09
1110.2410.5291	PICK-UP	0.00	0.00	0.00	0.00	0.00	0.00	0.00

Account.....	Description	Rev combined..	Combined MTD..	Combined YTD..	Combined Unexp	Combined Enc..	Prior Excess..	Combined Unenc
1110.2410.5293	WORKERS COM	2,200.00	0.00	0.00	2,200.00	0.00	0.00	2,200.00
1110.2410.5294	HOSPITALIZA	21,615.00	745.19	2,802.46	18,812.54	0.00	0.00	18,812.54
1110.2410.5296	STOP LOSS	0.00	0.00	0.00	0.00	0.00	0.00	0.00
1110.2410.5298	TPA	0.00	0.00	0.00	0.00	0.00	0.00	0.00
1110.2410.5410	SPECIAL ASS	0.00	0.00	0.00	0.00	0.00	0.00	0.00
1110.2410.5500	TEMPORARY B	0.00	0.00	0.00	0.00	0.00	0.00	0.00
1110.2410.5501	Separation	0.00	0.00	0.00	0.00	0.00	0.00	0.00
1110.2410.5502	Capital Out	0.00	0.00	0.00	0.00	0.00	0.00	0.00
Subtotal for object		94,279.09	6,590.92	41,829.29	52,449.80	126.47	250.00	52,073.33
* Dept 2410 HOUSING DEPT		94,279.09	6,590.92	41,829.29	52,449.80	126.47	250.00	52,073.33
1110.2430.5211	OTHER EMPLO	0.00	0.00	0.00	0.00	0.00	0.00	0.00
1110.2430.5213	OVERTIME -	0.00	0.00	0.00	0.00	0.00	0.00	0.00
1110.2430.5227	OUTSIDE REP	0.00	0.00	0.00	0.00	0.00	0.00	0.00
1110.2430.5234	PROFESSIONA	0.00	0.00	0.00	0.00	0.00	0.00	0.00
1110.2430.5239	OTHER - FOR	0.00	0.00	0.00	0.00	0.00	0.00	0.00
1110.2430.5241	OFFICE SUPP	0.00	0.00	0.00	0.00	0.00	0.00	0.00
1110.2430.5242	OPERATING S	0.00	0.00	0.00	0.00	0.00	0.00	0.00
1110.2430.5243	REPAIRS AND	0.00	0.00	0.00	0.00	0.00	0.00	0.00
1110.2430.5244	SMALL TOOLS	0.00	0.00	0.00	0.00	0.00	0.00	0.00
1110.2430.5252	EQUIPMENT	0.00	0.00	0.00	0.00	0.00	0.00	0.00
1110.2430.5286	MEDICARE	0.00	0.00	0.00	0.00	0.00	0.00	0.00
1110.2430.5288	DENTAL	0.00	0.00	0.00	0.00	0.00	0.00	0.00
1110.2430.5290	PERS	0.00	0.00	0.00	0.00	0.00	0.00	0.00
1110.2430.5291	PICK-UP	0.00	0.00	0.00	0.00	0.00	0.00	0.00
1110.2430.5293	WORKERS COM	0.00	0.00	0.00	0.00	0.00	0.00	0.00
1110.2430.5294	HOSPITILIZA	0.00	0.00	0.00	0.00	0.00	0.00	0.00
1110.2430.5500	TEMPORARY B	0.00	0.00	0.00	0.00	0.00	0.00	0.00
Subtotal for object		0.00	0.00	0.00	0.00	0.00	0.00	0.00
* Dept 2430 FORESTRY		0.00	0.00	0.00	0.00	0.00	0.00	0.00
1110.2500.5210	DIRECTOR	0.00	0.00	0.00	0.00	0.00	0.00	0.00
1110.2500.5211	OTHER EMPLO	24,086.40	1,852.80	10,110.40	13,976.00	0.00	0.00	13,976.00
1110.2500.5213	OVERTIME -	0.00	0.00	0.00	0.00	0.00	0.00	0.00
1110.2500.5220	TRAVEL LONG	0.00	0.00	0.00	0.00	0.00	0.00	0.00
1110.2500.5221	TRAVEL LOCA	0.00	0.00	0.00	0.00	0.00	0.00	0.00
1110.2500.5222	BOOKS & PER	0.00	0.00	0.00	0.00	0.00	0.00	0.00
1110.2500.5223	MEMBERSHIPS	0.00	0.00	0.00	0.00	0.00	0.00	0.00
1110.2500.5224	TRAINNING	0.00	0.00	0.00	0.00	0.00	0.00	0.00
1110.2500.5232	COMMUNICATI	0.00	0.00	0.00	0.00	0.00	0.00	0.00
1110.2500.5233	POSTAGE - S	0.00	0.00	0.00	0.00	0.00	0.00	0.00
1110.2500.5234	PROFESSIONA	50,000.00	6,819.00	39,619.00	10,381.00	0.00	0.00	10,381.00
1110.2500.5235	SEASONAL EM	0.00	0.00	0.00	0.00	0.00	0.00	0.00
1110.2500.5239	OTHER OPERA	0.00	0.00	0.00	0.00	0.00	0.00	0.00
1110.2500.5241	OFFICE SUPP	0.00	0.00	0.00	0.00	0.00	0.00	0.00
1110.2500.5242	OPERATING S	2,257.62	0.00	0.00	2,257.62	2,800.00	0.00	-542.38
1110.2500.5243	REPAIRS & M	9.20	0.00	30.07	-20.87	0.00	0.00	-20.87
1110.2500.5248	CLOTHING -	2,500.00	0.00	1,272.55	1,227.45	0.00	0.00	1,227.45
1110.2500.5252	EQUIPMENT	0.00	0.00	0.00	0.00	0.00	0.00	0.00
1110.2500.5254	TIRES	0.00	0.00	0.00	0.00	0.00	0.00	0.00

Account.....	Description	Rev combined..	Combined MTD..	Combined YTD..	Combined Unexp	Combined Enc..	Prior Excess..	Combined Unenc
1110.2500.5255	FUEL & LUBR	30,000.00	1,740.09	15,677.51	14,322.49	0.00	0.00	14,322.49
1110.2500.5256	REPAIR PART	0.00	0.00	0.00	0.00	0.00	0.00	0.00
1110.2500.5257	VEHICLE RE	0.00	0.00	0.00	0.00	0.00	0.00	0.00
1110.2500.5258	OPERATING S	0.00	0.00	0.00	0.00	0.00	0.00	0.00
1110.2500.5259	SMALL TOOLS	3,000.00	0.00	0.00	3,000.00	0.00	0.00	3,000.00
1110.2500.5286	MEDICARE	349.25	12.81	126.57	222.68	0.00	0.00	222.68
1110.2500.5287	UNEMPLOYMEN	0.00	0.00	0.00	0.00	0.00	0.00	0.00
1110.2500.5288	DENTAL	0.00	0.00	0.00	0.00	0.00	0.00	0.00
1110.2500.5290	PERS	3,372.10	259.39	1,386.75	1,985.35	0.00	0.00	1,985.35
1110.2500.5291	PICK-UP	0.00	0.00	0.00	0.00	0.00	0.00	0.00
1110.2500.5293	WORKERS COM	0.00	0.00	0.00	0.00	0.00	0.00	0.00
1110.2500.5294	HOSPITALIZA	0.00	0.00	0.00	0.00	0.00	0.00	0.00
1110.2500.5296	STOP LOSS	0.00	0.00	0.00	0.00	0.00	0.00	0.00
1110.2500.5298	TPA	0.00	0.00	0.00	0.00	0.00	0.00	0.00
1110.2500.5500	TEMPORARY B	0.00	0.00	0.00	0.00	0.00	0.00	0.00
1110.2500.5501	Separation	0.00	0.00	0.00	0.00	0.00	0.00	0.00
1110.2500.5502	Capital Out	0.00	0.00	0.00	0.00	0.00	0.00	0.00
Subtotal for object		115,574.57	10,684.09	68,222.85	47,351.72	2,800.00	0.00	44,551.72
* Dept 2500 SERVICE DEPT		115,574.57	10,684.09	68,222.85	47,351.72	2,800.00	0.00	44,551.72
1110.2540.5211	EMPLOYEES-R	0.00	0.00	0.00	0.00	0.00	0.00	0.00
1110.2540.5215	EMPLOYEES-S	0.00	0.00	0.00	0.00	0.00	0.00	0.00
1110.2540.5234	DUMPING FEE	1,204,000.00	86,581.59	441,198.14	762,801.86	1,593.56	0.00	761,208.30
1110.2540.5241	OFFICE SUPP	0.00	0.00	0.00	0.00	0.00	0.00	0.00
1110.2540.5242	OPERATING S	0.00	0.00	0.00	0.00	0.00	0.00	0.00
1110.2540.5286	MEDICARE	0.00	0.00	0.00	0.00	0.00	0.00	0.00
1110.2540.5288	DENTAL	0.00	0.00	0.00	0.00	0.00	0.00	0.00
1110.2540.5290	PERS	0.00	0.00	0.00	0.00	0.00	0.00	0.00
1110.2540.5293	WORKERS COM	0.00	0.00	0.00	0.00	0.00	0.00	0.00
1110.2540.5294	HOSPITALIZA	0.00	0.00	0.00	0.00	0.00	0.00	0.00
1110.2540.5500	TEMPORARY B	0.00	0.00	0.00	0.00	0.00	0.00	0.00
Subtotal for object		1,204,000.00	86,581.59	441,198.14	762,801.86	1,593.56	0.00	761,208.30
* Dept 2540 REFUSE COLLECTION		1,204,000.00	86,581.59	441,198.14	762,801.86	1,593.56	0.00	761,208.30
1110.2610.5211	OTHER EMPLO	0.00	0.00	0.00	0.00	0.00	0.00	0.00
1110.2610.5213	OVERTIME -	0.00	0.00	0.00	0.00	0.00	0.00	0.00
1110.2610.5241	OFFICE SUPP	0.00	0.00	0.00	0.00	0.00	0.00	0.00
1110.2610.5242	OPERATING S	0.00	0.00	0.00	0.00	0.00	0.00	0.00
1110.2610.5243	REPAIRS AND	0.00	0.00	0.00	0.00	0.00	0.00	0.00
1110.2610.5255	FUEL & LUBR	0.00	0.00	0.00	0.00	0.00	0.00	0.00
1110.2610.5256	REPAIR PART	0.00	0.00	0.00	0.00	0.00	0.00	0.00
1110.2610.5257	OUTSIDE REP	0.00	0.00	0.00	0.00	0.00	0.00	0.00
1110.2610.5286	MEDICARE	0.00	0.00	0.00	0.00	0.00	0.00	0.00
1110.2610.5288	DENTAL	0.00	0.00	0.00	0.00	0.00	0.00	0.00
1110.2610.5290	PERS	0.00	0.00	0.00	0.00	0.00	0.00	0.00
1110.2610.5291	PICK-UP	0.00	0.00	0.00	0.00	0.00	0.00	0.00
1110.2610.5293	WORKERS COM	0.00	0.00	0.00	0.00	0.00	0.00	0.00
1110.2610.5294	HOSPITALIZA	0.00	0.00	0.00	0.00	0.00	0.00	0.00
1110.2610.5500	TEMPORARY B	0.00	0.00	0.00	0.00	0.00	0.00	0.00

Account.....	Description	Rev combined..	Combined MTD..	Combined YTD..	Combined Unexp	Combined Enc..	Prior Excess..	Combined Unenc
Subtotal for object		0.00	0.00	0.00	0.00	0.00	0.00	0.00
* Dept 2610	STREET CLEANING	0.00	0.00	0.00	0.00	0.00	0.00	0.00
1110.2630.5210	DIRECTOR	0.00	0.00	0.00	0.00	0.00	0.00	0.00
1110.2630.5211	OTHER EMPLO	0.00	0.00	0.00	0.00	0.00	0.00	0.00
1110.2630.5219	INDEPENDENT	0.00	0.00	0.00	0.00	0.00	0.00	0.00
1110.2630.5221	TRAVEL (LOC	0.00	0.00	0.00	0.00	0.00	0.00	0.00
1110.2630.5223	MEMBERSHIPS	0.00	0.00	0.00	0.00	0.00	0.00	0.00
1110.2630.5224	TRAINING -	0.00	0.00	0.00	0.00	0.00	0.00	0.00
1110.2630.5232	COMMUNICATI	0.00	0.00	0.00	0.00	0.00	0.00	0.00
1110.2630.5233	POSTAGE - H	0.00	0.00	0.00	0.00	0.00	0.00	0.00
1110.2630.5234	PROFESSIONA	0.00	0.00	0.00	0.00	0.00	0.00	0.00
1110.2630.5239	OTHER	0.00	0.00	0.00	0.00	0.00	0.00	0.00
1110.2630.5241	OFFICE SUPP	0.00	0.00	0.00	0.00	0.00	0.00	0.00
1110.2630.5242	OPERATING S	0.00	0.00	0.00	0.00	0.00	0.00	0.00
1110.2630.5243	REPAIRS & M	0.00	0.00	0.00	0.00	0.00	0.00	0.00
1110.2630.5244	SMALL TOOLS	0.00	0.00	0.00	0.00	0.00	0.00	0.00
1110.2630.5247	Mc Gregor G	0.00	0.00	0.00	0.00	0.00	0.00	0.00
1110.2630.5248	CLOTHING -	0.00	0.00	0.00	0.00	0.00	0.00	0.00
1110.2630.5252	EQUIPMENT	0.00	0.00	0.00	0.00	0.00	0.00	0.00
1110.2630.5255	FUEL AND LU	0.00	0.00	0.00	0.00	0.00	0.00	0.00
1110.2630.5257	OUTSIDE REP	0.00	0.00	0.00	0.00	0.00	0.00	0.00
1110.2630.5280	ELECTRIC -	0.00	0.00	0.00	0.00	0.00	0.00	0.00
1110.2630.5282	GAS NATURAL	0.00	0.00	0.00	0.00	0.00	0.00	0.00
1110.2630.5283	TELEPHONE -	0.00	0.00	0.00	0.00	0.00	0.00	0.00
1110.2630.5286	MEDICARE	0.00	0.00	0.00	0.00	0.00	0.00	0.00
1110.2630.5288	DENTAL	0.00	0.00	0.00	0.00	0.00	0.00	0.00
1110.2630.5290	PERS	0.00	0.00	0.00	0.00	0.00	0.00	0.00
1110.2630.5291	PICK-UP	0.00	0.00	0.00	0.00	0.00	0.00	0.00
1110.2630.5293	WORKERS COM	0.00	0.00	0.00	0.00	0.00	0.00	0.00
1110.2630.5294	HOSPITALIZA	0.00	0.00	0.00	0.00	0.00	0.00	0.00
1110.2630.5418	WATER-SEWER	0.00	0.00	0.00	0.00	0.00	0.00	0.00
1110.2630.5500	TEMPORARY B	0.00	0.00	0.00	0.00	0.00	0.00	0.00
Subtotal for object		0.00	0.00	0.00	0.00	0.00	0.00	0.00
* Dept 2630	HELEN S. BROWN	0.00	0.00	0.00	0.00	0.00	0.00	0.00
1110.2634.5234	PROFESSIONA	0.00	0.00	0.00	0.00	0.00	0.00	0.00
1110.2670.5288	DENTAL	0.00	0.00	0.00	0.00	0.00	0.00	0.00
1110.2700.5272	OLDER AMERI	0.00	0.00	0.00	0.00	0.00	0.00	0.00
1110.2700.5274	Transfer/Ou	100,000.00	0.00	0.00	100,000.00	0.00	0.00	100,000.00
1110.2700.5276	STREET LIGH	226,932.23	0.00	0.00	226,932.23	0.00	0.00	226,932.23
1110.2700.5277	ADVANCE-OUT	72,599.00	0.00	0.00	72,599.00	0.00	0.00	72,599.00
1110.2700.5278	LOCAL LAW E	0.00	0.00	0.00	0.00	0.00	0.00	0.00
1110.2700.5279	SPECIAL ENF	0.00	0.00	0.00	0.00	0.00	0.00	0.00
1110.2700.5281	VOCA	0.00	0.00	0.00	0.00	0.00	0.00	0.00
1110.2700.5282	Domestic-Tr	0.00	0.00	0.00	0.00	0.00	0.00	0.00
1110.2700.5283	CDBG-Transf	0.00	0.00	0.00	0.00	0.00	0.00	0.00
1110.2700.5284	SEWER	0.00	0.00	0.00	0.00	0.00	0.00	0.00
1110.2700.5285	BOND RETIRE	97,477.14	0.00	97,477.14	0.00	0.00	0.00	0.00

Account.....	Description	Rev	combined..	Combined MTD..	Combined YTD..	Combined Unexp	Combined Enc..	Prior Excess..	Combined Unenc
1110.2700.5286	HOMELAND SE		0.00	0.00	0.00	0.00	0.00	0.00	0.00
1110.2700.5287	DARE STATE		0.00	0.00	0.00	0.00	0.00	0.00	0.00
1110.2700.5288	WATER FUND		0.00	0.00	0.00	0.00	0.00	0.00	0.00
1110.2700.5289	HOME PROGRA		0.00	0.00	0.00	0.00	0.00	0.00	0.00
1110.2700.5291	POLICE PENS	18,732.82		0.00	0.00	18,732.82	0.00	0.00	18,732.82
1110.2700.5292	FIRE PENSIO	9,184.97		0.00	0.00	9,184.97	0.00	0.00	9,184.97
1110.2700.5294	Fire Grant	0.00		0.00	0.00	0.00	0.00	0.00	0.00
1110.2700.5295	EC-EMS	0.00		0.00	0.00	0.00	0.00	0.00	0.00
1110.2700.5296	SUMMER DAY	0.00		0.00	0.00	0.00	0.00	0.00	0.00
1110.2700.5297	FEMA - Tran	115,000.00		0.00	0.00	115,000.00	0.00	0.00	115,000.00
Subtotal for object			639,926.16	0.00	97,477.14	542,449.02	0.00	0.00	542,449.02
* Dept 2700 MISCELLANEOUS			639,926.16	0.00	97,477.14	542,449.02	0.00	0.00	542,449.02
1110.2701.5270	ADVANCES OU		0.00	0.00	0.00	0.00	0.00	0.00	0.00
1110.2710.5210	MAYOR	40,000.06		3,076.94	16,923.17	23,076.89	0.00	0.00	23,076.89
1110.2710.5211	OTHER EMPLO	199,491.76		9,191.60	50,553.80	148,937.96	0.00	0.00	148,937.96
1110.2710.5220	TRAVEL LONG	0.00		0.00	0.00	0.00	0.00	0.00	0.00
1110.2710.5221	TRAVEL LOCA	0.00		0.00	0.00	0.00	0.00	0.00	0.00
1110.2710.5222	BOOKS & PER	0.00		0.00	0.00	0.00	0.00	0.00	0.00
1110.2710.5223	MEMBERSHIP	1,016.84		0.00	0.00	1,016.84	0.00	0.00	1,016.84
1110.2710.5224	TRAINING-MA	0.00		0.00	0.00	0.00	0.00	0.00	0.00
1110.2710.5232	COMMUNICATI	0.00		0.00	0.00	0.00	0.00	0.00	0.00
1110.2710.5233	POSTAGE - M	200.00		130.89	232.61	-32.61	0.00	0.00	-32.61
1110.2710.5234	PROFESSIONA	50,000.00		0.00	12,116.93	37,883.07	0.00	0.00	37,883.07
1110.2710.5239	OTHER	0.00		0.00	0.00	0.00	0.00	0.00	0.00
1110.2710.5241	OFFICE SUPP	2,000.00		0.00	0.00	2,000.00	0.00	0.00	2,000.00
1110.2710.5242	OPERATING S	570.89		645.97	2,807.02	-2,236.13	2,161.05	0.00	-4,397.18
1110.2710.5243	REPAIRS & M	2,000.00		800.00	1,560.57	439.43	0.00	0.00	439.43
1110.2710.5252	EQUIPMENT	1,500.00		1,564.32	2,788.27	-1,288.27	534.96	0.00	-1,823.23
1110.2710.5255	FUEL AND LU	2,600.00		96.11	1,018.33	1,581.67	0.00	0.00	1,581.67
1110.2710.5285	SOCIAL SECU	0.00		0.00	0.00	0.00	0.00	0.00	0.00
1110.2710.5286	MEDICARE	3,472.63		176.64	965.21	2,507.42	0.00	0.00	2,507.42
1110.2710.5287	UNEMPLOYMEN	0.00		0.00	0.00	0.00	0.00	0.00	0.00
1110.2710.5288	DENTAL	0.00		0.00	0.00	0.00	0.00	0.00	0.00
1110.2710.5290	PERS	33,528.86		1,717.60	9,446.81	24,082.05	0.00	0.00	24,082.05
1110.2710.5291	PICK-UP	0.00		0.00	0.00	0.00	0.00	0.00	0.00
1110.2710.5293	WORKERS COM	3,590.27		0.00	0.00	3,590.27	0.00	0.00	3,590.27
1110.2710.5294	HOSPITALIZA	15,500.00		1,345.71	5,918.84	9,581.16	0.00	0.00	9,581.16
1110.2710.5296	STOP LOSS	0.00		0.00	0.00	0.00	0.00	0.00	0.00
1110.2710.5298	TPA	0.00		0.00	0.00	0.00	0.00	0.00	0.00
1110.2710.5500	TEMPORARY B	0.00		0.00	0.00	0.00	0.00	0.00	0.00
1110.2710.5501	Separation	0.00		0.00	0.00	0.00	0.00	0.00	0.00
1110.2710.5502	Capital Out	0.00		0.00	0.00	0.00	0.00	0.00	0.00
Subtotal for object			355,471.31	18,745.78	104,331.56	251,139.75	2,696.01	0.00	248,443.74
* Dept 2710 MAYOR			355,471.31	18,745.78	104,331.56	251,139.75	2,696.01	0.00	248,443.74
1110.2713.5210	DIRECTOR	0.00		0.00	0.00	0.00	0.00	0.00	0.00
1110.2713.5211	OTHER EMPLO	122,946.19		9,477.44	47,171.81	75,774.38	0.00	0.00	75,774.38
1110.2713.5219	INDEPENDENT	72,800.00		5,652.50	29,468.75	43,331.25	0.00	0.00	43,331.25

Account.....	Description	Rev combined..	Combined MTD..	Combined YTD..	Combined Unexp	Combined Enc..	Prior Excess..	Combined Unenc
1110.2713.5220	TRAVEL LONG	1,800.00	0.00	248.80	1,551.20	0.00	0.00	1,551.20
1110.2713.5221	TRAVEL LOCA	429.74	0.00	10.46	419.28	0.00	0.00	419.28
1110.2713.5222	BOOKS & PER	353.00	0.00	395.00	-42.00	0.00	0.00	-42.00
1110.2713.5223	MEMBERSHIP	2,200.00	0.00	1,541.00	659.00	0.00	0.00	659.00
1110.2713.5224	TRAINING-LA	500.00	0.00	600.00	-100.00	0.00	0.00	-100.00
1110.2713.5232	COMMUNICATI	0.00	0.00	0.00	0.00	0.00	0.00	0.00
1110.2713.5233	POSTAGE - L	700.00	200.44	356.19	343.81	0.00	0.00	343.81
1110.2713.5234	PROFESSIONA	16,000.00	125.00	10,113.15	5,886.85	0.00	0.00	5,886.85
1110.2713.5238	PRINTING AN	0.00	0.00	0.00	0.00	0.00	0.00	0.00
1110.2713.5239	OTHER	0.00	0.00	0.00	0.00	0.00	0.00	0.00
1110.2713.5241	OFFICE SUPP	1,065.04	0.00	150.00	915.04	0.00	74.08	840.96
1110.2713.5242	OPERATING S	420.50	95.96	179.41	241.09	0.00	0.00	241.09
1110.2713.5243	REPAIRS & M	2,057.47	47.19	456.70	1,600.77	0.00	0.00	1,600.77
1110.2713.5245	LEGAL COSTS	2,000.00	0.00	826.55	1,173.45	555.90	0.00	617.55
1110.2713.5246	SUITS & JUD	0.00	0.00	0.00	0.00	0.00	0.00	0.00
1110.2713.5252	EQUIPMENT	593.39	0.00	0.00	593.39	0.00	0.00	593.39
1110.2713.5255	FUEL AND LU	0.00	0.00	0.00	0.00	0.00	0.00	0.00
1110.2713.5286	MEDICARE	1,769.17	134.81	659.65	1,109.52	0.00	0.00	1,109.52
1110.2713.5287	UNEMPLOYMEN	0.00	0.00	0.00	0.00	0.00	0.00	0.00
1110.2713.5288	DENTAL	0.00	0.00	0.00	0.00	0.00	0.00	0.00
1110.2713.5290	PERS	17,081.60	1,319.99	7,189.65	9,891.95	0.00	0.00	9,891.95
1110.2713.5293	WORKERS COM	3,000.00	0.00	0.00	3,000.00	0.00	0.00	3,000.00
1110.2713.5294	HOSPITALIZA	20,000.00	2,073.96	51,006.60	-31,006.60	0.00	0.00	-31,006.60
1110.2713.5296	STOP LOSS	0.00	0.00	0.00	0.00	0.00	0.00	0.00
1110.2713.5298	TPA	0.00	0.00	0.00	0.00	0.00	0.00	0.00
1110.2713.5500	TEMPORARY B	0.00	0.00	0.00	0.00	0.00	0.00	0.00
Subtotal for object		265,716.10	19,127.29	150,373.72	115,342.38	555.90	74.08	114,712.40
* Dept 2713 LAW DEPT		265,716.10	19,127.29	150,373.72	115,342.38	555.90	74.08	114,712.40
1110.2714.5201	AUTOMATED T	577,920.97	35,541.19	157,908.70	420,012.27	0.00	0.00	420,012.27
1110.2714.5223	COLLECTION	25,000.00	2,238.75	12,705.00	12,295.00	0.00	0.00	12,295.00
1110.2714.5224	TRAINING-CE	0.00	0.00	0.00	0.00	0.00	0.00	0.00
1110.2714.5230	ELECTION EX	45,999.47	0.00	0.00	45,999.47	0.00	0.00	45,999.47
1110.2714.5231	Auditor & T	12,730.61	0.00	20,800.44	-8,069.83	0.00	0.00	-8,069.83
1110.2714.5233	COUNTY HEAL	77,081.00	0.00	48,622.00	28,459.00	0.00	0.00	28,459.00
1110.2714.5234	PROFESSIONA	194,975.00	9,385.42	92,107.05	102,867.95	1,050.00	0.00	101,817.95
1110.2714.5235	PAI SERVICE	0.00	18.74	26.24	-26.24	0.00	0.00	-26.24
1110.2714.5236	LIABILITY I	50,472.00	0.00	55,094.00	-4,622.00	0.00	0.00	-4,622.00
1110.2714.5237	LEGAL ADS	0.00	0.00	0.00	0.00	0.00	0.00	0.00
1110.2714.5238	GRASS CCUTT	100,000.00	9,392.80	9,392.80	90,607.20	0.00	0.00	90,607.20
1110.2714.5239	OTHER	359,302.23	41,569.21	168,448.55	190,853.68	3,499.00	0.00	187,354.68
1110.2714.5240	Bank Servic	23,000.00	1,413.71	10,586.85	12,413.15	0.00	0.00	12,413.15
1110.2714.5241	OFFICE SUPP	6,481.71	234.32	-702.12	7,183.83	0.00	181.71	7,002.12
1110.2714.5242	OPERATING S	15,118.24	1,318.31	8,800.29	6,317.95	2,244.84	0.00	4,073.11
1110.2714.5243	REPAIR & MA	14,000.00	496.00	11,087.60	2,912.40	0.00	0.00	2,912.40
1110.2714.5244	CHAPLAINS	0.00	0.00	0.00	0.00	0.00	0.00	0.00
1110.2714.5245	SETTLEMENTS	80,000.00	2,972.71	42,946.07	37,053.93	18,750.01	0.00	18,303.92
1110.2714.5246	SUITS & JUD	0.00	0.00	0.00	0.00	0.00	0.00	0.00
1110.2714.5247	AUDIT COSTS	50,000.00	51,328.00	55,916.00	-5,916.00	0.00	0.00	-5,916.00
1110.2714.5248	St Clair Au	0.00	0.00	0.00	0.00	0.00	0.00	0.00
1110.2714.5249	STATE EXAMI	0.00	0.00	0.00	0.00	0.00	0.00	0.00
1110.2714.5250	ARCHITECTUR	0.00	0.00	0.00	0.00	0.00	0.00	0.00

Account.....	Description	Rev combined..	Combined MTD..	Combined YTD..	Combined Unexp	Combined Enc..	Prior Excess..	Combined Unenc
1110.2714.5251	AUDIT COMMI	0.00	0.00	0.00	0.00	0.00	0.00	0.00
1110.2714.5252	EQUIPMENT -	20,000.00	1,703.77	10,518.88	9,481.12	0.00	0.00	9,481.12
1110.2714.5253	DATA & COMM	20,000.00	7,238.41	25,994.77	-5,994.77	174.29	0.00	-6,169.06
1110.2714.5255	FUEL AND LU	0.00	0.00	0.00	0.00	0.00	0.00	0.00
1110.2714.5261	NOTE REDEMP	0.00	0.00	0.00	0.00	0.00	0.00	0.00
1110.2714.5275	REFUNDS	85.85	0.00	0.00	85.85	0.00	0.00	85.85
1110.2714.5279	WATER/SEWER	0.00	0.00	0.00	0.00	0.00	0.00	0.00
1110.2714.5280	ELECTRIC	116,958.50	6,819.13	33,654.61	83,303.89	44,960.14	0.00	38,343.75
1110.2714.5282	GAS NATURAL	45,000.00	8,336.33	27,466.95	17,533.05	10,693.09	0.00	6,839.96
1110.2714.5283	TELEPHONE	100,000.00	11,811.69	56,793.35	43,206.65	0.00	0.00	43,206.65
1110.2714.5285	SOCIAL SECU	0.00	0.00	0.00	0.00	0.00	0.00	0.00
1110.2714.5286	MEDICARE	0.00	0.00	0.00	0.00	0.00	0.00	0.00
1110.2714.5287	UNEMPLOYMEN	17,000.00	0.00	2,761.79	14,238.21	0.00	0.00	14,238.21
1110.2714.5288	DENTAL	0.00	0.00	0.00	0.00	0.00	0.00	0.00
1110.2714.5289	GROUP INSUR	11,125.00	0.00	0.00	11,125.00	0.00	0.00	11,125.00
1110.2714.5290	PERS-PICKUP	0.00	0.00	0.00	0.00	0.00	0.00	0.00
1110.2714.5292	FIRE PENSIO	0.00	0.00	0.00	0.00	0.00	0.00	0.00
1110.2714.5293	WORKMEN'S C	5,663.00	0.00	6,953.00	-1,290.00	0.00	0.00	-1,290.00
1110.2714.5294	HOSPITALIZA	0.00	0.00	1,863.66	-1,863.66	0.00	0.00	-1,863.66
1110.2714.5295	STOP LOSS (0.00	0.00	0.00	0.00	0.00	0.00	0.00
1110.2714.5296	STOP LOSS (0.00	0.00	0.00	0.00	0.00	0.00	0.00
1110.2714.5297	ACCESS FEE	0.00	0.00	0.00	0.00	0.00	0.00	0.00
1110.2714.5298	TPA (ADVANC	0.00	0.00	0.00	0.00	0.00	0.00	0.00
1110.2714.5299	EMPLOYEE AC	0.00	0.00	0.00	0.00	0.00	0.00	0.00
1110.2714.5300	EMPLOYEE AS	0.00	0.00	0.00	0.00	0.00	0.00	0.00
1110.2714.5418	WATER-SEWER	18,976.07	516.01	6,212.04	12,764.03	7,135.58	0.00	5,628.45
1110.2714.5419	PRIOR PERIO	0.00	0.00	0.00	0.00	0.00	0.00	0.00
1110.2714.5500	TEMPORARY B	0.00	0.00	0.00	0.00	0.00	0.00	0.00
Subtotal for object		1,986,889.65	192,334.50	865,958.52	1,120,931.13	88,506.95	181.71	1,032,242.47
* Dept 2714 CENTRAL SERVICES		1,986,889.65	192,334.50	865,958.52	1,120,931.13	88,506.95	181.71	1,032,242.47
1110.2715.5210	BUILDING CO	0.00	0.00	0.00	0.00	0.00	0.00	0.00
1110.2715.5211	OTHER EMPLO	9,082.23	2,466.93	12,316.27	-3,234.04	0.00	0.00	-3,234.04
1110.2715.5213	OVERTIME -	0.00	0.00	0.00	0.00	0.00	0.00	0.00
1110.2715.5220	TRAVEL LONG	52.13	0.00	0.00	52.13	0.00	0.00	52.13
1110.2715.5221	TRAVEL LOCA	0.00	0.00	0.00	0.00	0.00	0.00	0.00
1110.2715.5222	BOOKS & PER	0.00	0.00	0.00	0.00	0.00	0.00	0.00
1110.2715.5223	MEMBERSHIPS	0.00	0.00	0.00	0.00	0.00	0.00	0.00
1110.2715.5224	TRAINING-EN	0.00	0.00	0.00	0.00	0.00	0.00	0.00
1110.2715.5232	COMMUNICATI	0.00	0.00	0.00	0.00	0.00	0.00	0.00
1110.2715.5233	POSTAGE - E	0.00	0.00	0.00	0.00	0.00	0.00	0.00
1110.2715.5234	PROFESISONA	2,500.00	0.00	0.00	2,500.00	0.00	0.00	2,500.00
1110.2715.5235	CIUNI & LYN	0.00	0.00	0.00	0.00	0.00	0.00	0.00
1110.2715.5239	OTHER	0.00	0.00	0.00	0.00	0.00	0.00	0.00
1110.2715.5240	LAND REUTIL	0.00	0.00	0.00	0.00	0.00	0.00	0.00
1110.2715.5241	OFFICE SUPP	1,203.15	0.00	0.00	1,203.15	54.00	0.00	1,149.15
1110.2715.5242	OPERATING S	15,000.00	0.00	227.50	14,772.50	0.00	0.00	14,772.50
1110.2715.5243	REPAIRS & M	696.93	7.00	52.70	644.23	72.46	0.00	571.77
1110.2715.5248	CLOTHING	124.50	0.00	0.00	124.50	0.00	0.00	124.50
1110.2715.5252	EQUIPMENT	608.35	0.00	0.00	608.35	0.00	0.00	608.35
1110.2715.5255	FUEL AND LU	500.00	0.00	0.00	500.00	0.00	0.00	500.00
1110.2715.5257	VEHICLE REP	0.00	0.00	0.00	0.00	0.00	0.00	0.00

Account.....	Description	Rev combined..	Combined MTD..	Combined YTD..	Combined Unexp	Combined Enc..	Prior Excess..	Combined Unenc
1110.2715.5286	MEDICARE	130.60	35.80	178.61	-48.01	0.00	0.00	-48.01
1110.2715.5287	UNEMPLOYMEN	0.00	0.00	0.00	0.00	0.00	0.00	0.00
1110.2715.5288	DENTAL	0.00	0.00	0.00	0.00	0.00	0.00	0.00
1110.2715.5290	PERS	6,051.25	293.90	1,699.58	4,351.67	0.00	0.00	4,351.67
1110.2715.5291	PICK-UP	0.00	0.00	0.00	0.00	0.00	0.00	0.00
1110.2715.5293	WORKERS COM	0.00	0.00	0.00	0.00	0.00	0.00	0.00
1110.2715.5294	HOSPITALIZA	0.00	0.00	0.00	0.00	0.00	0.00	0.00
1110.2715.5296	STOP LOSS	0.00	0.00	0.00	0.00	0.00	0.00	0.00
1110.2715.5298	TPA	0.00	0.00	0.00	0.00	0.00	0.00	0.00
1110.2715.5410	SPECIAL ASS	3,000.00	0.00	0.00	3,000.00	0.00	0.00	3,000.00
1110.2715.5500	TEMPORARY B	0.00	0.00	0.00	0.00	0.00	0.00	0.00
1110.2715.5501	Separation	0.00	0.00	0.00	0.00	0.00	0.00	0.00
1110.2715.5502	Capital Out	0.00	0.00	0.00	0.00	0.00	0.00	0.00
Subtotal for object		38,949.14	2,803.63	14,474.66	24,474.48	126.46	0.00	24,348.02
* Dept 2715 ENG & BUILD DEPT		38,949.14	2,803.63	14,474.66	24,474.48	126.46	0.00	24,348.02
1110.2720.5210	COUNCILORS	23,961.60	0.00	10,000.00	13,961.60	0.00	0.00	13,961.60
1110.2720.5211	OTHER EMPLO	54,995.20	4,230.78	23,269.29	31,725.91	0.00	0.00	31,725.91
1110.2720.5220	TRAVEL LONG	500.00	0.00	0.00	500.00	0.00	0.00	500.00
1110.2720.5221	TRAVEL (LOC	3,600.00	0.00	195.88	3,404.12	0.00	0.00	3,404.12
1110.2720.5223	MEMBERSHIP	4,282.00	1,563.00	2,226.00	2,056.00	0.00	0.00	2,056.00
1110.2720.5232	COMMUNICATI	0.00	0.00	0.00	0.00	0.00	0.00	0.00
1110.2720.5233	POSTAGE - C	6,500.00	0.00	74.18	6,425.82	0.00	0.00	6,425.82
1110.2720.5234	PROFESSIONA	15,000.00	280.30	1,340.25	13,659.75	0.00	0.00	13,659.75
1110.2720.5235	EXPENSE ACC	1,000.00	0.00	638.23	361.77	0.00	0.00	361.77
1110.2720.5236	EXPENSE ACC	1,000.00	0.00	0.00	1,000.00	0.00	0.00	1,000.00
1110.2720.5237	EXPENSE ACC	1,000.00	0.00	618.76	381.24	0.00	0.00	381.24
1110.2720.5238	EXPENSE ACC	1,000.00	0.00	0.00	1,000.00	0.00	0.00	1,000.00
1110.2720.5239	OTHER-ORDIN	0.00	0.00	0.00	0.00	0.00	0.00	0.00
1110.2720.5240	EXPENSE ACC	1,000.00	18.90	18.90	981.10	0.00	0.00	981.10
1110.2720.5241	OFFICE SUPP	7,000.00	45.43	234.90	6,765.10	0.00	0.00	6,765.10
1110.2720.5242	OPERATING S	24.36	0.00	1,236.67	-1,212.31	31.65	0.00	-1,243.96
1110.2720.5243	REPAIRS & M	2,500.00	56.15	279.88	2,220.12	0.00	0.00	2,220.12
1110.2720.5252	EQUIPMENT	700.00	0.00	0.00	700.00	0.00	0.00	700.00
1110.2720.5255	FUEL & LUBR	1,300.00	42.43	761.32	538.68	0.00	0.00	538.68
1110.2720.5257	VEHICLE REP	2,500.00	0.00	0.00	2,500.00	0.00	0.00	2,500.00
1110.2720.5285	SOCIAL SECU	0.00	0.00	0.00	0.00	0.00	0.00	0.00
1110.2720.5286	MEDICARE	1,144.87	60.72	466.74	678.13	0.00	0.00	678.13
1110.2720.5287	UNEMPLOYMEN	0.00	0.00	0.00	0.00	0.00	0.00	0.00
1110.2720.5288	DENTAL	0.00	0.00	0.00	0.00	0.00	0.00	0.00
1110.2720.5290	PERS	11,053.95	872.31	4,937.51	6,116.44	0.00	0.00	6,116.44
1110.2720.5293	WORKERS COM	2,455.00	0.00	0.00	2,455.00	0.00	0.00	2,455.00
1110.2720.5294	HOSPITALIZA	10,000.00	1,097.57	8,682.05	1,317.95	0.00	0.00	1,317.95
1110.2720.5296	STOP LOSS	0.00	0.00	0.00	0.00	0.00	0.00	0.00
1110.2720.5298	TPA	0.00	0.00	0.00	0.00	0.00	0.00	0.00
1110.2720.5500	TEMPORARY B	0.00	0.00	0.00	0.00	0.00	0.00	0.00
1110.2720.5501	Separation	0.00	0.00	0.00	0.00	0.00	0.00	0.00
1110.2720.5502	Capital Out	0.00	0.00	0.00	0.00	0.00	0.00	0.00
1110.2720.5510	CITY COUNCI	0.00	0.00	0.00	0.00	0.00	0.00	0.00
Subtotal for object		152,516.98	8,267.59	54,980.56	97,536.42	31.65	0.00	97,504.77

Account.....	Description	Rev combined..	Combined MTD..	Combined YTD..	Combined Unexp	Combined Enc..	Prior Excess..	Combined Unenc
* Dept 2720	COUNCIL	152,516.98	8,267.59	54,980.56	97,536.42	31.65	0.00	97,504.77
1110.2730.5210	JUDGE	37,897.60	2,915.20	16,033.60	21,864.00	0.00	0.00	21,864.00
1110.2730.5211	OTHER EMPLO	330,445.75	25,808.54	134,604.75	195,841.00	0.00	0.00	195,841.00
1110.2730.5215	CORRECTION	0.00	0.00	0.00	0.00	0.00	0.00	0.00
1110.2730.5219	INDEPENDENT	0.00	0.00	0.00	0.00	0.00	0.00	0.00
1110.2730.5220	TRAVEL LONG	1,700.00	0.00	0.00	1,700.00	0.00	0.00	1,700.00
1110.2730.5221	TRAVEL LOCA	0.00	0.00	0.00	0.00	0.00	0.00	0.00
1110.2730.5222	BOOKS & PER	0.00	0.00	0.00	0.00	0.00	0.00	0.00
1110.2730.5223	MEMBERSHIP	1,000.00	0.00	395.00	605.00	0.00	0.00	605.00
1110.2730.5224	TRAINING-CO	1,000.00	0.00	0.00	1,000.00	0.00	0.00	1,000.00
1110.2730.5232	COMMUNICATI	0.00	0.00	0.00	0.00	0.00	0.00	0.00
1110.2730.5233	POSTAGE EXP	12,600.00	2,900.50	7,616.52	4,983.48	0.00	0.00	4,983.48
1110.2730.5234	PROFESSIONA	65,110.00	8,222.25	42,116.90	22,993.10	0.00	0.00	22,993.10
1110.2730.5239	OTHER OPERA	0.00	0.00	0.00	0.00	0.00	0.00	0.00
1110.2730.5241	OFFICE SUPP	9,311.00	0.00	0.00	9,311.00	126.35	0.00	9,184.65
1110.2730.5242	OPERATING S	500.00	849.20	3,237.89	-2,737.89	0.00	0.00	-2,737.89
1110.2730.5243	REPAIRS & M	1,000.00	0.00	1,517.26	-517.26	0.00	0.00	-517.26
1110.2730.5245	LEGAL COSTS	0.00	0.00	0.00	0.00	0.00	0.00	0.00
1110.2730.5249	AUDIT EXPEN	0.00	0.00	0.00	0.00	0.00	0.00	0.00
1110.2730.5250	SPECIAL PUR	0.00	0.00	0.00	0.00	0.00	0.00	0.00
1110.2730.5252	EQUIPMENT	4,500.00	0.00	0.00	4,500.00	0.00	0.00	4,500.00
1110.2730.5253	COLLECTION	0.00	0.00	0.00	0.00	0.00	0.00	0.00
1110.2730.5255	FUEL AND LU	975.00	13.07	101.19	873.81	0.00	0.00	873.81
1110.2730.5260	DEFICIT RED	0.00	0.00	0.00	0.00	0.00	0.00	0.00
1110.2730.5261	ALCOHOL & D	0.00	0.00	0.00	0.00	0.00	0.00	0.00
1110.2730.5270	RENT - COUR	0.00	0.00	0.00	0.00	0.00	0.00	0.00
1110.2730.5286	MEDICARE	5,340.98	401.83	2,074.91	3,266.07	0.00	0.00	3,266.07
1110.2730.5287	UNEMPLOYMEN	0.00	0.00	0.00	0.00	0.00	0.00	0.00
1110.2730.5288	DENTAL	0.00	0.00	0.00	0.00	0.00	0.00	0.00
1110.2730.5290	PERS	51,568.07	4,004.27	20,791.80	30,776.27	0.00	0.00	30,776.27
1110.2730.5293	WORKERS COM	13,502.00	0.00	0.00	13,502.00	0.00	0.00	13,502.00
1110.2730.5294	HOSPITALIZA	102,108.66	4,872.18	23,827.35	78,281.31	0.00	0.00	78,281.31
1110.2730.5296	STOP LOSS	0.00	0.00	0.00	0.00	0.00	0.00	0.00
1110.2730.5298	TPA	0.00	0.00	0.00	0.00	0.00	0.00	0.00
1110.2730.5500	TEMPORARY B	0.00	0.00	0.00	0.00	0.00	0.00	0.00
1110.2730.5501	Separation	0.00	0.00	0.00	0.00	0.00	0.00	0.00
1110.2730.5502	Capital Out	0.00	0.00	0.00	0.00	0.00	0.00	0.00
Subtotal for object		638,559.06	49,987.04	252,317.17	386,241.89	126.35	0.00	386,115.54
* Dept 2730	COURTS	638,559.06	49,987.04	252,317.17	386,241.89	126.35	0.00	386,115.54
1110.2735.5211	OTHER EMPLO	0.00	0.00	0.00	0.00	0.00	0.00	0.00
1110.2735.5234	PROFESSIONA	0.00	0.00	0.00	0.00	0.00	0.00	0.00
1110.2735.5241	OFFICE SUPP	0.00	0.00	0.00	0.00	0.00	0.00	0.00
1110.2735.5242	OPERATING S	0.00	0.00	0.00	0.00	0.00	0.00	0.00
1110.2735.5243	REPAIRS & M	0.00	0.00	0.00	0.00	0.00	0.00	0.00
1110.2735.5252	EQUIPMENT	0.00	0.00	0.00	0.00	0.00	0.00	0.00
1110.2735.5255	FUEL AND LU	0.00	0.00	0.00	0.00	0.00	0.00	0.00
1110.2735.5286	MEDICARE	0.00	0.00	0.00	0.00	0.00	0.00	0.00
Subtotal for object		0.00	0.00	0.00	0.00	0.00	0.00	0.00

Account.....	Description	Rev combined..	Combined MTD..	Combined YTD..	Combined Unexp	Combined Enc..	Prior Excess..	Combined Unenc
* Dept 2735	COMM WORK SERVICE	0.00	0.00	0.00	0.00	0.00	0.00	0.00
1110.2740.5210	DIRECTOR	83,200.00	6,400.00	35,200.00	48,000.00	0.00	0.00	48,000.00
1110.2740.5211	OTHER EMPLO	133,701.98	10,179.74	51,220.62	82,481.36	0.00	0.00	82,481.36
1110.2740.5212	OTHER	0.00	0.00	0.00	0.00	0.00	0.00	0.00
1110.2740.5220	TRAVEL LONG	1,500.00	0.00	0.00	1,500.00	0.00	0.00	1,500.00
1110.2740.5221	TRAVEL LOCA	16.00	0.00	20.00	-4.00	0.00	0.00	-4.00
1110.2740.5222	BOOKS & PER	500.00	0.00	0.00	500.00	0.00	0.00	500.00
1110.2740.5223	MEMBERSHIP	5,000.00	0.00	0.00	5,000.00	0.00	0.00	5,000.00
1110.2740.5224	TRAINING	1,100.00	0.00	498.00	602.00	988.00	0.00	-386.00
1110.2740.5232	COMMUNICATI	0.00	0.00	0.00	0.00	0.00	0.00	0.00
1110.2740.5233	POSTAGE - F	463.00	100.25	334.00	129.00	0.00	0.00	129.00
1110.2740.5234	PROFESSIONA	17,000.00	248.05	1,284.89	15,715.11	0.00	0.00	15,715.11
1110.2740.5236	BOND INSURA	321.00	0.00	0.00	321.00	0.00	0.00	321.00
1110.2740.5239	OTHER OPERA	0.00	0.00	0.00	0.00	0.00	0.00	0.00
1110.2740.5241	OFFICE SUPP	3,220.08	0.00	180.76	3,039.32	0.00	0.00	3,039.32
1110.2740.5242	OPERATING S	2,000.00	0.00	1,831.44	168.56	23.27	0.00	145.29
1110.2740.5243	REPAIRS & M	172.64	0.00	622.74	-450.10	0.00	0.00	-450.10
1110.2740.5249	AUDIT EXPEN	21,000.00	3,200.00	7,180.00	13,820.00	0.00	0.00	13,820.00
1110.2740.5252	EQUIPMENT	933.00	0.00	0.00	933.00	0.00	0.00	933.00
1110.2740.5286	MEDICARE	3,145.08	238.53	1,307.04	1,838.04	0.00	0.00	1,838.04
1110.2740.5287	UNEMPLOYMEN	0.00	0.00	0.00	0.00	0.00	0.00	0.00
1110.2740.5288	DENTAL	0.00	0.00	0.00	0.00	0.00	0.00	0.00
1110.2740.5290	PERS	30,366.28	2,320.11	12,827.66	17,538.62	0.00	0.00	17,538.62
1110.2740.5293	WORKERS COM	7,010.00	0.00	0.00	7,010.00	0.00	0.00	7,010.00
1110.2740.5294	HOSPITALIZA	16,000.00	1,042.69	5,470.14	10,529.86	0.00	0.00	10,529.86
1110.2740.5296	STOP LOSS	0.00	0.00	0.00	0.00	0.00	0.00	0.00
1110.2740.5298	TPA	0.00	0.00	0.00	0.00	0.00	0.00	0.00
1110.2740.5500	TEMPORARY B	0.00	0.00	0.00	0.00	0.00	0.00	0.00
1110.2740.5501	Separation	0.00	0.00	0.00	0.00	0.00	0.00	0.00
1110.2740.5502	Capital Out	0.00	0.00	0.00	0.00	0.00	0.00	0.00
Subtotal for object		326,649.06	23,729.37	117,977.29	208,671.77	1,011.27	0.00	207,660.50
* Dept 2740	FINANCE	326,649.06	23,729.37	117,977.29	208,671.77	1,011.27	0.00	207,660.50
1110.2741.5210	TAX ADMINIS	0.00	0.00	0.00	0.00	0.00	0.00	0.00
1110.2741.5211	OTHER EMPLO	0.00	0.00	0.00	0.00	0.00	0.00	0.00
1110.2741.5220	TRAVEL LONG	0.00	0.00	0.00	0.00	0.00	0.00	0.00
1110.2741.5221	TRAVEL LOCA	0.00	0.00	0.00	0.00	0.00	0.00	0.00
1110.2741.5222	BOOKS & PER	0.00	0.00	0.00	0.00	0.00	0.00	0.00
1110.2741.5223	MEMBERSHIP	0.00	0.00	0.00	0.00	0.00	0.00	0.00
1110.2741.5232	COMMUNICATI	0.00	0.00	0.00	0.00	0.00	0.00	0.00
1110.2741.5234	PROFESSIONA	0.00	0.00	0.00	0.00	0.00	0.00	0.00
1110.2741.5239	OTHER	0.00	0.00	0.00	0.00	0.00	0.00	0.00
1110.2741.5241	OFFICE SUPP	0.00	0.00	0.00	0.00	0.00	0.00	0.00
1110.2741.5242	OPERATING S	0.00	0.00	0.00	0.00	0.00	0.00	0.00
1110.2741.5243	REPAIRS & M	0.00	0.00	0.00	0.00	0.00	0.00	0.00
1110.2741.5245	LEGAL COSTS	0.00	0.00	0.00	0.00	0.00	0.00	0.00
1110.2741.5252	EQUIPMENT -	0.00	0.00	0.00	0.00	0.00	0.00	0.00
1110.2741.5254	COLLECTION	0.00	0.00	0.00	0.00	0.00	0.00	0.00
1110.2741.5255	FUEL AND LU	0.00	0.00	0.00	0.00	0.00	0.00	0.00
1110.2741.5275	REFUND TAX	0.00	0.00	0.00	0.00	0.00	0.00	0.00
1110.2741.5286	MEDICARE	0.00	0.00	0.00	0.00	0.00	0.00	0.00

Account.....	Description	Rev combined..	Combined MTD..	Combined YTD..	Combined Unexp	Combined Enc..	Prior Excess..	Combined Unenc
1110.2741.5287	UNEMPLOYMEN	0.00	0.00	0.00	0.00	0.00	0.00	0.00
1110.2741.5288	DENTAL	0.00	0.00	0.00	0.00	0.00	0.00	0.00
1110.2741.5290	PERS	0.00	0.00	0.00	0.00	0.00	0.00	0.00
1110.2741.5291	PICK-UP	0.00	0.00	0.00	0.00	0.00	0.00	0.00
1110.2741.5293	WORKERS COM	0.00	0.00	0.00	0.00	0.00	0.00	0.00
1110.2741.5294	HOSPITILIZA	0.00	0.00	0.00	0.00	0.00	0.00	0.00
1110.2741.5296	STOP LOSS	0.00	0.00	0.00	0.00	0.00	0.00	0.00
1110.2741.5298	TPA	0.00	0.00	0.00	0.00	0.00	0.00	0.00
1110.2741.5500	TEMPORARY B	0.00	0.00	0.00	0.00	0.00	0.00	0.00
Subtotal for object		0.00	0.00	0.00	0.00	0.00	0.00	0.00
* Dept 2741 TAX DEPT		0.00	0.00	0.00	0.00	0.00	0.00	0.00
1110.2750.5210	SUPERINTEND	0.00	0.00	0.00	0.00	0.00	0.00	0.00
1110.2750.5211	EMPLOYEES C	0.00	0.00	0.00	0.00	0.00	0.00	0.00
1110.2750.5213	EMPLOYEES M	0.00	0.00	0.00	0.00	0.00	0.00	0.00
1110.2750.5220	TRAVEL (LON	0.00	0.00	0.00	0.00	0.00	0.00	0.00
1110.2750.5221	TRAVEL (LOC	0.00	0.00	0.00	0.00	0.00	0.00	0.00
1110.2750.5232	COMMUNICATI	0.00	0.00	0.00	0.00	0.00	0.00	0.00
1110.2750.5233	POSTAGE - L	0.00	0.00	0.00	0.00	0.00	0.00	0.00
1110.2750.5234	PROFESSIONA	0.00	0.00	0.00	0.00	0.00	0.00	0.00
1110.2750.5239	OTHER	0.00	0.00	0.00	0.00	0.00	0.00	0.00
1110.2750.5240	OPERATING S	0.00	0.00	0.00	0.00	0.00	0.00	0.00
1110.2750.5241	OFFICE SUPP	0.00	0.00	0.00	0.00	0.00	0.00	0.00
1110.2750.5242	OPERATING S	0.00	0.00	0.00	0.00	0.00	0.00	0.00
1110.2750.5243	REPAIRS & M	0.00	0.00	0.00	0.00	0.00	0.00	0.00
1110.2750.5244	SMALL TOOLS	0.00	0.00	0.00	0.00	0.00	0.00	0.00
1110.2750.5252	EQUIPMENT	0.00	0.00	0.00	0.00	0.00	0.00	0.00
1110.2750.5255	FUEL AND LU	0.00	0.00	0.00	0.00	0.00	0.00	0.00
1110.2750.5257	OUTSIDE REP	0.00	0.00	0.00	0.00	0.00	0.00	0.00
1110.2750.5286	MEDICARE	0.00	0.00	0.00	0.00	0.00	0.00	0.00
1110.2750.5287	UNEMPLOYMEN	0.00	0.00	0.00	0.00	0.00	0.00	0.00
1110.2750.5288	DENTAL	0.00	0.00	0.00	0.00	0.00	0.00	0.00
1110.2750.5290	PERS	0.00	0.00	0.00	0.00	0.00	0.00	0.00
1110.2750.5291	PICK-UP	0.00	0.00	0.00	0.00	0.00	0.00	0.00
1110.2750.5293	WORKERS COM	0.00	0.00	0.00	0.00	0.00	0.00	0.00
1110.2750.5294	HOSPITILIZA	0.00	0.00	0.00	0.00	0.00	0.00	0.00
1110.2750.5296	STOP LOSS	0.00	0.00	0.00	0.00	0.00	0.00	0.00
1110.2750.5298	TPA	0.00	0.00	0.00	0.00	0.00	0.00	0.00
1110.2750.5500	TEMPORARY B	0.00	0.00	0.00	0.00	0.00	0.00	0.00
Subtotal for object		0.00	0.00	0.00	0.00	0.00	0.00	0.00
* Dept 2750 LANDS & BUILDINGS		0.00	0.00	0.00	0.00	0.00	0.00	0.00
1110.2760.5210	COMMISSIONE	2,433.60	187.20	1,029.60	1,404.00	0.00	0.00	1,404.00
1110.2760.5211	OTHER EMPLO	0.00	0.00	0.00	0.00	0.00	0.00	0.00
1110.2760.5222	BOOKS & PER	0.00	0.00	0.00	0.00	0.00	0.00	0.00
1110.2760.5223	MEMBERSHIP	0.00	0.00	0.00	0.00	0.00	0.00	0.00
1110.2760.5232	COMMUNICATI	0.00	0.00	0.00	0.00	0.00	0.00	0.00
1110.2760.5233	POSTAGE - C	301.00	26.87	138.68	162.32	0.00	0.00	162.32
1110.2760.5234	PROFESSIONA	0.00	0.00	0.00	0.00	0.00	0.00	0.00
1110.2760.5239	OTHER	0.00	0.00	0.00	0.00	0.00	0.00	0.00

Account.....	Description	Rev combined..	Combined MTD..	Combined YTD..	Combined Unexp	Combined Enc..	Prior Excess..	Combined Unenc
1110.2760.5241	OFFICE SUPP	0.00	0.00	0.00	0.00	0.00	0.00	0.00
1110.2760.5242	OPERATING S	0.00	0.00	0.00	0.00	0.00	0.00	0.00
1110.2760.5286	MEDICARE	35.29	2.73	14.94	20.35	0.00	0.00	20.35
1110.2760.5288	DENTAL	0.00	0.00	0.00	0.00	0.00	0.00	0.00
1110.2760.5290	PERS	340.70	26.21	144.15	196.55	0.00	0.00	196.55
1110.2760.5293	WORKERS COM	87.03	0.00	0.00	87.03	0.00	0.00	87.03
1110.2760.5500	TEMPORARY B	0.00	0.00	0.00	0.00	0.00	0.00	0.00
Subtotal for object		3,197.62	243.01	1,327.37	1,870.25	0.00	0.00	1,870.25
* Dept 2760 CIVIL SERVICE COMM		3,197.62	243.01	1,327.37	1,870.25	0.00	0.00	1,870.25
1110.2770.5210	DIRECTOR	36,036.00	2,186.88	12,027.81	24,008.19	0.00	0.00	24,008.19
1110.2770.5211	OTHER EMPLO	0.00	0.00	0.00	0.00	0.00	0.00	0.00
1110.2770.5220	TRAVEL (LON	0.00	0.00	0.00	0.00	0.00	0.00	0.00
1110.2770.5221	TRAVEL (LOC	0.00	0.00	0.00	0.00	0.00	0.00	0.00
1110.2770.5222	BOOKS & PER	0.00	0.00	0.00	0.00	0.00	0.00	0.00
1110.2770.5223	MEMBERSHIPS	0.00	0.00	0.00	0.00	0.00	0.00	0.00
1110.2770.5224	TRAINING -	0.00	0.00	0.00	0.00	0.00	0.00	0.00
1110.2770.5232	COMMUNICATI	0.00	0.00	0.00	0.00	0.00	0.00	0.00
1110.2770.5234	PROFESSIONA	5,000.00	4,773.75	7,148.75	-2,148.75	0.00	0.00	-2,148.75
1110.2770.5239	OTHER - EDP	0.00	0.00	0.00	0.00	0.00	0.00	0.00
1110.2770.5241	OFFICE SUPP	0.00	0.00	0.00	0.00	0.00	0.00	0.00
1110.2770.5242	OPERATING S	551.66	56.67	2,055.43	-1,503.77	0.00	0.00	-1,503.77
1110.2770.5243	REPAIRS & M	0.00	0.00	0.00	0.00	0.00	0.00	0.00
1110.2770.5252	EQUIPMENT -	21,261.49	1,909.22	4,952.05	16,309.44	0.00	0.00	16,309.44
1110.2770.5253	DATA & VOIC	0.00	0.00	0.00	0.00	0.00	0.00	0.00
1110.2770.5255	FUEL AND LU	0.00	0.00	0.00	0.00	0.00	0.00	0.00
1110.2770.5286	MEDICARE -	522.52	31.71	174.39	348.13	0.00	0.00	348.13
1110.2770.5287	UNEMPLOYMEN	0.00	0.00	0.00	0.00	0.00	0.00	0.00
1110.2770.5288	DENTAL - ED	0.00	0.00	0.00	0.00	0.00	0.00	0.00
1110.2770.5290	PERS - EDP/	5,045.04	309.39	1,692.68	3,352.36	0.00	0.00	3,352.36
1110.2770.5291	PICK-UP - E	0.00	0.00	0.00	0.00	0.00	0.00	0.00
1110.2770.5293	WORKERS COM	700.00	0.00	0.00	700.00	0.00	0.00	700.00
1110.2770.5294	HOSPITALIZA	0.00	0.00	0.00	0.00	0.00	0.00	0.00
1110.2770.5501	Separation	0.00	0.00	0.00	0.00	0.00	0.00	0.00
1110.2770.5502	Capital Out	0.00	0.00	0.00	0.00	0.00	0.00	0.00
Subtotal for object		69,116.71	9,267.62	28,051.11	41,065.60	0.00	0.00	41,065.60
* Dept 2770 EDP/IT		69,116.71	9,267.62	28,051.11	41,065.60	0.00	0.00	41,065.60
1110.2780.5210	DIRECTOR	15,179.63	1,269.20	6,980.60	8,199.03	0.00	0.00	8,199.03
1110.2780.5211	OTHER EMPLO	27,040.00	2,148.25	11,530.25	15,509.75	0.00	0.00	15,509.75
1110.2780.5220	TRAVEL LONG	0.00	0.00	0.00	0.00	0.00	0.00	0.00
1110.2780.5221	TRAVEL LOCA	0.00	0.00	0.00	0.00	0.00	0.00	0.00
1110.2780.5222	BOOKS & PER	0.00	0.00	0.00	0.00	0.00	0.00	0.00
1110.2780.5223	MEMBERSHIP	0.00	0.00	0.00	0.00	0.00	0.00	0.00
1110.2780.5224	TRAINING -	500.00	0.00	0.00	500.00	125.00	0.00	375.00
1110.2780.5232	COMMUNICATI	0.00	0.00	0.00	0.00	0.00	0.00	0.00
1110.2780.5233	POSTAGE - H	200.00	60.11	185.14	14.86	0.00	0.00	14.86
1110.2780.5234	PROFESSIONA	0.00	0.00	0.00	0.00	0.00	0.00	0.00
1110.2780.5239	OTHER	0.00	0.00	0.00	0.00	0.00	0.00	0.00
1110.2780.5241	OFFICE SUPP	500.00	0.00	0.00	500.00	0.00	0.00	500.00

Account.....	Description	Rev combined..	Combined MTD..	Combined YTD..	Combined Unexp	Combined Enc..	Prior Excess..	Combined Unenc
1110.2780.5242	OPERATING S	0.00	0.00	178.37	-178.37	403.27	0.00	-581.64
1110.2780.5243	REPAIRS & M	0.00	0.00	0.00	0.00	0.00	0.00	0.00
1110.2780.5252	EQUIPMENT	0.00	0.00	0.00	0.00	0.00	0.00	0.00
1110.2780.5286	MEDICARE	612.18	47.48	247.40	364.78	0.00	0.00	364.78
1110.2780.5287	UNEMPLOYMEN	0.00	0.00	0.00	0.00	0.00	0.00	0.00
1110.2780.5288	DENTAL	0.00	0.00	0.00	0.00	0.00	0.00	0.00
1110.2780.5290	PERS	5,910.75	479.81	2,559.57	3,351.18	0.00	0.00	3,351.18
1110.2780.5291	PICK-UP	0.00	0.00	0.00	0.00	0.00	0.00	0.00
1110.2780.5293	WORKERS COM	871.21	0.00	0.00	871.21	0.00	0.00	871.21
1110.2780.5294	HOSPITALIZA	0.00	0.00	0.00	0.00	0.00	0.00	0.00
1110.2780.5296	STOP LOSS	0.00	0.00	0.00	0.00	0.00	0.00	0.00
1110.2780.5298	TPA	0.00	0.00	0.00	0.00	0.00	0.00	0.00
1110.2780.5500	TEMPORARY B	0.00	0.00	0.00	0.00	0.00	0.00	0.00
Subtotal for object		50,813.77	4,004.85	21,681.33	29,132.44	528.27	0.00	28,604.17
* Dept 2780 HUMAN RESOURCES		50,813.77	4,004.85	21,681.33	29,132.44	528.27	0.00	28,604.17
1110.2790.5210	PURCHASING	0.00	0.00	0.00	0.00	0.00	0.00	0.00
1110.2790.5211	OTHER EMPLO	0.00	0.00	0.00	0.00	0.00	0.00	0.00
1110.2790.5220	TRAVEL LONG	0.00	0.00	0.00	0.00	0.00	0.00	0.00
1110.2790.5221	TRAVEL LOCA	0.00	0.00	0.00	0.00	0.00	0.00	0.00
1110.2790.5222	BOOKS & PER	0.00	0.00	0.00	0.00	0.00	0.00	0.00
1110.2790.5223	MEMBERSHIP	0.00	0.00	0.00	0.00	0.00	0.00	0.00
1110.2790.5232	COMMUNICATI	0.00	0.00	0.00	0.00	0.00	0.00	0.00
1110.2790.5233	POSTAGE - P	0.00	0.00	0.00	0.00	0.00	0.00	0.00
1110.2790.5234	PROFESSIONA	0.00	0.00	0.00	0.00	0.00	0.00	0.00
1110.2790.5239	OTHER	0.00	0.00	0.00	0.00	0.00	0.00	0.00
1110.2790.5241	OFFICE SUPP	0.00	0.00	0.00	0.00	0.00	0.00	0.00
1110.2790.5242	OPERATING S	0.00	0.00	0.00	0.00	0.00	0.00	0.00
1110.2790.5243	REPAIRS & M	0.00	0.00	0.00	0.00	0.00	0.00	0.00
1110.2790.5286	MEDICARE	0.00	0.00	0.00	0.00	0.00	0.00	0.00
1110.2790.5287	UNEMPLOYMEN	0.00	0.00	0.00	0.00	0.00	0.00	0.00
1110.2790.5288	DENTAL	0.00	0.00	0.00	0.00	0.00	0.00	0.00
1110.2790.5290	PERS	0.00	0.00	0.00	0.00	0.00	0.00	0.00
1110.2790.5293	WORKERS COM	0.00	0.00	0.00	0.00	0.00	0.00	0.00
1110.2790.5294	HOSPITALIZA	0.00	0.00	0.00	0.00	0.00	0.00	0.00
1110.2790.5296	STOP LOSS	0.00	0.00	0.00	0.00	0.00	0.00	0.00
1110.2790.5298	TPA	0.00	0.00	0.00	0.00	0.00	0.00	0.00
1110.2790.5500	TEMPORARY B	0.00	0.00	0.00	0.00	0.00	0.00	0.00
Subtotal for object		0.00	0.00	0.00	0.00	0.00	0.00	0.00
* Dept 2790 PURCHASING		0.00	0.00	0.00	0.00	0.00	0.00	0.00
1110.3311.5421	DEBTINTERES	0.00	0.00	0.00	0.00	0.00	0.00	0.00
1110.3312.5422	DEBT PRINCI	0.00	0.00	0.00	0.00	0.00	0.00	0.00
** 1110 GENERAL FUND		12,001,166.91	879,744.66	4,801,781.95	7,199,384.96	244,463.67	784.91	6,954,136.38
1120.2700.5277	RESERVE FIR	47,873.00	0.00	0.00	47,873.00	0.00	0.00	47,873.00
1122.2700.5277	General Lia	0.00	0.00	0.00	0.00	0.00	0.00	0.00

Account.....	Description	Rev combined..	Combined MTD..	Combined YTD..	Combined Unexp	Combined Enc..	Prior Excess..	Combined Unenc
1124.2713.5246	SUITS & JUD	0.00	0.00	0.00	0.00	0.00	0.00	0.00
1126.2700.5277	RESERVE POL	0.00	0.00	0.00	0.00	0.00	0.00	0.00
2210.2150.5211	OTHER EMPLO	0.00	0.00	0.00	0.00	0.00	0.00	0.00
2210.2150.5220	TRAVEL LONG	0.00	0.00	0.00	0.00	0.00	0.00	0.00
2210.2150.5224	TRAINING-TR	0.00	0.00	0.00	0.00	0.00	0.00	0.00
2210.2150.5232	COMMUNICATI	0.00	0.00	0.00	0.00	0.00	0.00	0.00
2210.2150.5234	PROFESSIONA	89,138.31	25,795.00	44,526.64	44,611.67	0.00	0.00	44,611.67
2210.2150.5239	OTHER	0.00	0.00	0.00	0.00	0.00	0.00	0.00
2210.2150.5242	OPERATING S	6,000.00	0.00	0.00	6,000.00	0.00	0.00	6,000.00
2210.2150.5243	REPAIRS & M	5,025.40	0.00	0.00	5,025.40	0.00	0.00	5,025.40
2210.2150.5244	SMALL TOOLS	0.00	0.00	0.00	0.00	0.00	0.00	0.00
2210.2150.5252	EQUIPMENT	0.00	0.00	0.00	0.00	0.00	0.00	0.00
2210.2150.5255	FUEL AND LU	0.00	0.00	0.00	0.00	0.00	0.00	0.00
2210.2150.5281	TRAFFIC LIG	43,809.00	4,666.59	22,246.18	21,562.82	2,753.82	0.00	18,809.00
2210.2150.5284	EQUIPMENT R	0.00	0.00	0.00	0.00	0.00	0.00	0.00
2210.2150.5286	MEDICARE	0.00	0.00	0.00	0.00	0.00	0.00	0.00
2210.2150.5288	DENTAL	0.00	0.00	0.00	0.00	0.00	0.00	0.00
2210.2150.5290	PERS	0.00	0.00	0.00	0.00	0.00	0.00	0.00
2210.2150.5291	PICKUP-TRAF	0.00	0.00	0.00	0.00	0.00	0.00	0.00
2210.2150.5293	WORKERS COM	0.00	0.00	0.00	0.00	0.00	0.00	0.00
2210.2150.5294	HOSPITALIZA	0.00	0.00	0.00	0.00	0.00	0.00	0.00
Subtotal for object		143,972.71	30,461.59	66,772.82	77,199.89	2,753.82	0.00	74,446.07
* Dept 2150 TRAFFIC CONTROL		143,972.71	30,461.59	66,772.82	77,199.89	2,753.82	0.00	74,446.07
2210.2350.5286	MEDICARE	0.00	0.00	0.00	0.00	0.00	0.00	0.00
2210.2530.5191	TRANSFER-OU	0.00	0.00	0.00	0.00	0.00	0.00	0.00
2210.2530.5211	OTHER EMPLO	0.00	0.00	0.00	0.00	0.00	0.00	0.00
2210.2530.5234	PROFESSIONA	0.00	0.00	0.00	0.00	0.00	0.00	0.00
2210.2530.5242	OPERATING S	0.00	0.00	0.00	0.00	0.00	0.00	0.00
2210.2530.5244	SMALL TOOLS	0.00	0.00	0.00	0.00	0.00	0.00	0.00
2210.2530.5252	EQUIPMENT	0.00	0.00	0.00	0.00	0.00	0.00	0.00
2210.2530.5277	TRANSFER-OU	0.00	0.00	0.00	0.00	0.00	0.00	0.00
2210.2530.5286	MEDICARE	0.00	0.00	0.00	0.00	0.00	0.00	0.00
Subtotal for object		0.00	0.00	0.00	0.00	0.00	0.00	0.00
* Dept 2530 SEWER MAINTENANCE		0.00	0.00	0.00	0.00	0.00	0.00	0.00
2210.2620.5211	OTHER EMPLO	280,802.90	19,175.48	90,661.76	190,141.14	0.00	0.00	190,141.14
2210.2620.5213	OVERTIME -	22,000.00	0.00	13,223.00	8,777.00	0.00	0.00	8,777.00
2210.2620.5234	PROFESSIONA	60,000.00	34.95	5,724.30	54,275.70	0.00	0.00	54,275.70
2210.2620.5239	OTHER - PUB	0.00	0.00	0.00	0.00	0.00	0.00	0.00
2210.2620.5242	OPERATING S	120,023.06	53,682.12	159,072.61	-39,049.55	499.80	0.00	-39,549.35
2210.2620.5243	REPAIRS & M	30,000.00	2,250.00	3,180.65	26,819.35	0.00	0.00	26,819.35
2210.2620.5244	SMALL TOOLS	4,659.00	0.00	0.00	4,659.00	0.00	0.00	4,659.00
2210.2620.5252	EQUIPMENT -	0.00	40.61	40.61	-40.61	0.00	0.00	-40.61
2210.2620.5257	VEHICLE REP	204.68	6,550.64	21,681.04	-21,476.36	2,048.82	0.00	-23,525.18
2210.2620.5286	MEDICARE -	3,763.58	259.44	1,383.24	2,380.34	0.00	0.00	2,380.34

Account.....	Description	Rev combined..	Combined MTD..	Combined YTD..	Combined Unexp	Combined Enc..	Prior Excess..	Combined Unenc
2210.2620.5288	DENTAL - PU	0.00	0.00	0.00	0.00	0.00	0.00	0.00
2210.2620.5290	PERS	36,338.03	1,147.29	6,610.28	29,727.75	0.00	0.00	29,727.75
2210.2620.5291	PICK-UP - P	17,540.56	1,064.39	5,114.59	12,425.97	0.00	0.00	12,425.97
2210.2620.5293	WORKERS COM	7,074.94	0.00	0.00	7,074.94	0.00	0.00	7,074.94
2210.2620.5294	HOSPITALIZA	52,150.54	1,703.72	19,974.01	32,176.53	0.00	0.00	32,176.53
2210.2620.5300	COUNTY STRE	0.00	0.00	0.00	0.00	0.00	0.00	0.00
Subtotal for object		634,557.29	85,908.64	326,666.09	307,891.20	2,548.62	0.00	305,342.58
* Dept 2620 PUBLIC SERVICES		634,557.29	85,908.64	326,666.09	307,891.20	2,548.62	0.00	305,342.58
2210.2670.5224	TRAINNING	0.00	0.00	0.00	0.00	0.00	0.00	0.00
2210.2670.5249	AUDIT EXPEN	0.00	0.00	0.00	0.00	0.00	0.00	0.00
2210.2670.5286	MEDICARE	0.00	0.00	0.00	0.00	0.00	0.00	0.00
2210.2670.5288	DENTAL	0.00	0.00	0.00	0.00	0.00	0.00	0.00
2210.2670.5290	PERS	0.00	0.00	0.00	0.00	0.00	0.00	0.00
2210.2670.5291	PICK-UP	0.00	0.00	0.00	0.00	0.00	0.00	0.00
2210.2670.5293	WORKMEN'S C	0.00	0.00	0.00	0.00	0.00	0.00	0.00
2210.2670.5294	HOSPITALIZA	0.00	0.00	0.00	0.00	0.00	0.00	0.00
2210.2670.5500	TEMPORARY B	0.00	0.00	0.00	0.00	0.00	0.00	0.00
Subtotal for object		0.00	0.00	0.00	0.00	0.00	0.00	0.00
* Dept 2670 STREET FUND		0.00	0.00	0.00	0.00	0.00	0.00	0.00
** 2210 STREET FUND		778,530.00	116,370.23	393,438.91	385,091.09	5,302.44	0.00	379,788.65
2212.2100.5239	ADMIN FEES	0.00	0.00	0.00	0.00	0.00	0.00	0.00
2212.2100.5290	POLICE AND	0.00	0.00	0.00	0.00	0.00	0.00	0.00
2212.2100.5291	POLICE PENS	51,228.80	25,614.40	25,614.40	25,614.40	0.00	0.00	25,614.40
2212.2100.5292	FIRE PENSIO	0.00	0.00	0.00	0.00	0.00	0.00	0.00
2212.2100.5500	TEMPORARY B	0.00	0.00	0.00	0.00	0.00	0.00	0.00
Subtotal for object		51,228.80	25,614.40	25,614.40	25,614.40	0.00	0.00	25,614.40
* Dept 2100 POLICE/FIRE ACCRUED		51,228.80	25,614.40	25,614.40	25,614.40	0.00	0.00	25,614.40
2212.2700.5277	TRANSFER-OU	0.00	0.00	0.00	0.00	0.00	0.00	0.00
** 2212 POLICE PENSION		51,228.80	25,614.40	25,614.40	25,614.40	0.00	0.00	25,614.40
2213.2100.5239	ADMIN FEES	0.00	0.00	0.00	0.00	0.00	0.00	0.00
2213.2100.5292	FIRE PENSIO	42,367.60	21,183.80	21,183.80	21,183.80	0.00	0.00	21,183.80
Subtotal for object		42,367.60	21,183.80	21,183.80	21,183.80	0.00	0.00	21,183.80
* Dept 2100 POLICE/FIRE ACCRUED		42,367.60	21,183.80	21,183.80	21,183.80	0.00	0.00	21,183.80
** 2213 FIRE PENSION		42,367.60	21,183.80	21,183.80	21,183.80	0.00	0.00	21,183.80
2215.2410.5211	OTHER EMPLO	79,643.20	2,325.31	12,062.49	67,580.71	0.00	0.00	67,580.71
2215.2410.5221	TRAVEL (LOC	161.19	0.00	0.00	161.19	0.00	0.00	161.19
2215.2410.5224	TRAINING -	5,000.00	0.00	0.00	5,000.00	0.00	0.00	5,000.00
2215.2410.5234	PROFESSIONA	50,000.00	0.00	0.00	50,000.00	0.00	0.00	50,000.00

Account.....	Description	Rev	combined..	Combined MTD..	Combined YTD..	Combined Unexp	Combined Enc..	Prior Excess..	Combined Unenc
2215.2410.5241	OFFICE SUPP	2,000.00	0.00	0.00	2,000.00	0.00	0.00	0.00	2,000.00
2215.2410.5242	OPERATING S	30,000.00	0.00	12,159.97	17,840.03	0.00	0.00	0.00	17,840.03
2215.2410.5243	REPAIRS & M	0.00	49.99	119.92	-119.92	0.00	0.00	0.00	-119.92
2215.2410.5255	FUEL AND LU	3,000.00	0.00	0.00	3,000.00	0.00	0.00	0.00	3,000.00
2215.2410.5257	REPAIRS - H	0.00	0.00	0.00	0.00	0.00	0.00	0.00	0.00
2215.2410.5286	MEDICARE -	1,144.57	66.83	132.96	1,011.61	0.00	0.00	0.00	1,011.61
2215.2410.5290	PERS - HOUS	11,051.04	651.09	651.09	10,399.95	0.00	0.00	0.00	10,399.95
2215.2410.5293	WORKERS COM	3,000.00	0.00	0.00	3,000.00	0.00	0.00	0.00	3,000.00
2215.2410.5294	HOSPITILIZA	0.00	0.00	0.00	0.00	0.00	0.00	0.00	0.00
Subtotal for object		185,000.00	3,093.22	25,126.43	159,873.57	0.00	0.00	0.00	159,873.57
* Dept 2410 HOUSING DEPT		185,000.00	3,093.22	25,126.43	159,873.57	0.00	0.00	0.00	159,873.57
** 2215 RENTAL REGISTRATION		185,000.00	3,093.22	25,126.43	159,873.57	0.00	0.00	0.00	159,873.57
2230.2120.5210	EMS COORDIN	0.00	0.00	0.00	0.00	0.00	0.00	0.00	0.00
2230.2120.5211	FULL TIME P	475,250.07	36,187.30	187,995.80	287,254.27	0.00	0.00	0.00	287,254.27
2230.2120.5212	PART TIME P	0.00	0.00	0.00	0.00	0.00	0.00	0.00	0.00
2230.2120.5213	OVERTIME	0.00	0.00	0.00	0.00	0.00	0.00	0.00	0.00
2230.2120.5214	EMS DISPATC	0.00	0.00	0.00	0.00	0.00	0.00	0.00	0.00
2230.2120.5221	TRAVEL (LOC	0.00	0.00	0.00	0.00	0.00	0.00	0.00	0.00
2230.2120.5223	MEMBERSHIPS	0.00	0.00	0.00	0.00	0.00	0.00	0.00	0.00
2230.2120.5224	TRAINING -	0.00	0.00	0.00	0.00	0.00	0.00	0.00	0.00
2230.2120.5232	COMMUNICATI	0.00	0.00	0.00	0.00	0.00	0.00	0.00	0.00
2230.2120.5233	POSTAGE - F	658.98	10.70	209.87	449.11	0.00	0.00	0.00	449.11
2230.2120.5234	PROFESSIONA	50,904.65	8,485.06	28,094.88	22,809.77	0.00	0.00	0.00	22,809.77
2230.2120.5241	OFFICE SUPP	0.00	0.00	0.00	0.00	0.00	0.00	0.00	0.00
2230.2120.5242	OPERATING S	0.00	0.00	1,110.18	-1,110.18	2,425.83	0.00	0.00	-3,536.01
2230.2120.5243	REPAIR & MA	25,158.70	186.28	6,794.61	18,364.09	275.00	0.00	0.00	18,089.09
2230.2120.5244	SMALL TOOLS	0.00	0.00	0.00	0.00	0.00	0.00	0.00	0.00
2230.2120.5248	CLOTHING	6,600.00	0.00	0.00	6,600.00	0.00	0.00	0.00	6,600.00
2230.2120.5252	EQUIPMENT(I	19,685.41	1,543.71	8,969.49	10,715.92	0.00	0.00	0.00	10,715.92
2230.2120.5254	TIRES AND R	0.00	0.00	0.00	0.00	2,169.00	0.00	0.00	-2,169.00
2230.2120.5255	FUEL AND LU	22,063.93	1,283.84	7,989.95	14,073.98	0.00	0.00	0.00	14,073.98
2230.2120.5256	REPAIR PART	0.00	0.00	0.00	0.00	0.00	0.00	0.00	0.00
2230.2120.5257	VEHICLE RE	0.00	0.00	450.00	-450.00	0.00	0.00	0.00	-450.00
2230.2120.5275	REFUNDS	0.00	0.00	0.00	0.00	0.00	0.00	0.00	0.00
2230.2120.5286	MEDICARE	6,891.13	485.87	2,572.09	4,319.04	0.00	0.00	0.00	4,319.04
2230.2120.5287	UNEMPLOYMEN	0.00	0.00	0.00	0.00	0.00	0.00	0.00	0.00
2230.2120.5288	DENTAL	0.00	0.00	0.00	0.00	0.00	0.00	0.00	0.00
2230.2120.5290	PERS	0.00	0.00	0.00	0.00	0.00	0.00	0.00	0.00
2230.2120.5291	EMS-PICKUP	0.00	0.00	0.00	0.00	0.00	0.00	0.00	0.00
2230.2120.5292	FIRE PENSIO	112,135.43	8,080.99	43,078.86	69,056.57	0.00	0.00	0.00	69,056.57
2230.2120.5293	WORKERS COM	15,000.04	0.00	0.00	15,000.04	0.00	0.00	0.00	15,000.04
2230.2120.5294	HOSPITILIZA	50,000.00	2,430.31	14,478.61	35,521.39	0.00	0.00	0.00	35,521.39
2230.2120.5295	UNEMPLOYMEN	0.00	0.00	0.00	0.00	0.00	0.00	0.00	0.00
Subtotal for object		784,348.34	58,694.06	301,744.34	482,604.00	4,869.83	0.00	0.00	477,734.17
* Dept 2120 FIRE DEPT		784,348.34	58,694.06	301,744.34	482,604.00	4,869.83	0.00	0.00	477,734.17
2230.2620.5234	PROFESSIONA	0.00	0.00	0.00	0.00	0.00	0.00	0.00	0.00

Account.....	Description	Rev	combined..	Combined MTD..	Combined YTD..	Combined Unexp	Combined Enc..	Prior Excess..	Combined Unenc
2230.2700.5281	TRANSFERS O		0.00	0.00	0.00	0.00	0.00	0.00	0.00
** 2230 EC-EMS			784,348.34	58,694.06	301,744.34	482,604.00	4,869.83	0.00	477,734.17
2231.2120.5234	PROFESSIONA		0.00	0.00	0.00	0.00	0.00	0.00	0.00
2231.2120.5242	OPERATING S		0.00	0.00	0.00	0.00	0.00	0.00	0.00
2231.2120.5243	REPAIRS & M		0.00	0.00	0.00	0.00	0.00	0.00	0.00
2231.2120.5248	CLOTHING FE		0.00	0.00	0.00	0.00	0.00	0.00	0.00
2231.2120.5252	EQUIPMENT		698,278.67	0.00	319,564.56	378,714.11	14,315.00	0.00	364,399.11
Subtotal for object			698,278.67	0.00	319,564.56	378,714.11	14,315.00	0.00	364,399.11
* Dept 2120 FIRE DEPT			698,278.67	0.00	319,564.56	378,714.11	14,315.00	0.00	364,399.11
2231.2121.5212	REGULAR FIR		259,028.64	14,959.28	71,361.78	187,666.86	0.00	0.00	187,666.86
2231.2121.5213	OVERTIME -		0.00	0.00	0.00	0.00	0.00	0.00	0.00
2231.2121.5234	PROFESSIONA		0.00	0.00	0.00	0.00	0.00	0.00	0.00
2231.2121.5248	CLOTHING -		6,600.00	0.00	0.00	6,600.00	0.00	0.00	6,600.00
2231.2121.5286	MEDICARE -		3,755.92	214.11	1,007.11	2,748.81	0.00	0.00	2,748.81
2231.2121.5292	FIRE PENSIO		14,908.81	3,069.97	16,803.53	-1,894.72	0.00	0.00	-1,894.72
2231.2121.5293	WORKERS COM		40,000.00	0.00	0.00	40,000.00	0.00	0.00	40,000.00
2231.2121.5294	HOSPITILIZA		60,000.00	2,315.20	5,985.76	54,014.24	0.00	0.00	54,014.24
Subtotal for object			384,293.37	20,558.56	95,158.18	289,135.19	0.00	0.00	289,135.19
* Dept 2121 SAFER GRANT			384,293.37	20,558.56	95,158.18	289,135.19	0.00	0.00	289,135.19
2231.2122.5212	REGULAR FIR		334,717.20	24,574.15	111,347.95	223,369.25	0.00	0.00	223,369.25
2231.2122.5213	OVERTIME		0.00	0.00	0.00	0.00	0.00	0.00	0.00
2231.2122.5234	PROFESSIONA		0.00	0.00	0.00	0.00	0.00	0.00	0.00
2231.2122.5248	CLOTHING		5,400.00	0.00	0.00	5,400.00	0.00	0.00	5,400.00
2231.2122.5286	MEDICARE		4,853.40	353.91	1,593.11	3,260.29	0.00	0.00	3,260.29
2231.2122.5292	FIRE PENSIO		80,332.13	5,387.64	26,227.51	54,104.62	0.00	0.00	54,104.62
2231.2122.5293	WORKERS COM		20,000.00	0.00	0.00	20,000.00	0.00	0.00	20,000.00
2231.2122.5294	HOSPITILIZA		20,000.00	564.47	3,798.88	16,201.12	0.00	0.00	16,201.12
Subtotal for object			465,302.73	30,880.17	142,967.45	322,335.28	0.00	0.00	322,335.28
* Dept 2122			465,302.73	30,880.17	142,967.45	322,335.28	0.00	0.00	322,335.28
** 2231 FEMA GRANT FIRE			1,547,874.77	51,438.73	557,690.19	990,184.58	14,315.00	0.00	975,869.58
2255.2730.5211	OTHER EMPLO		0.00	0.00	0.00	0.00	0.00	0.00	0.00
2255.2730.5234	PROFESSIONA		18,590.00	1,014.00	7,958.86	10,631.14	0.00	0.00	10,631.14
2255.2730.5239	OTHER		31,410.00	114.81	114.81	31,295.19	0.00	0.00	31,295.19
2255.2730.5286	MEDICARE -		0.00	0.00	0.00	0.00	0.00	0.00	0.00
2255.2730.5290	PERS - COUR		0.00	0.00	0.00	0.00	0.00	0.00	0.00
2255.2730.5293	WORKERS COM		0.00	0.00	0.00	0.00	0.00	0.00	0.00
2255.2730.5294	HOSPITILIZA		0.00	0.00	0.00	0.00	0.00	0.00	0.00
2255.2730.5399	Transfer Ou		0.00	0.00	0.00	0.00	0.00	0.00	0.00
Subtotal for object			50,000.00	1,128.81	8,073.67	41,926.33	0.00	0.00	41,926.33
* Dept 2730 COURTS			50,000.00	1,128.81	8,073.67	41,926.33	0.00	0.00	41,926.33

Account.....	Description	Rev	combined..	Combined MTD..	Combined YTD..	Combined Unexp	Combined Enc..	Prior Excess..	Combined Unenc
** 2255	SPECIAL PROJECTS COURT	50,000.00	1,128.81	8,073.67	41,926.33	0.00	0.00	0.00	41,926.33
2260.2350.5233	CLEVELAND T	4,650.00	0.00	0.00	4,650.00	0.00	0.00	0.00	4,650.00
2260.2350.5235	LUTHERAN HO	0.00	0.00	0.00	0.00	0.00	0.00	0.00	0.00
2260.2350.5244	HELEN S. BR	0.00	0.00	0.00	0.00	0.00	0.00	0.00	0.00
2260.2350.5245	E C COMMUNI	0.00	0.00	0.00	0.00	0.00	0.00	0.00	0.00
2260.2350.5246	E. C. YOUTH	67,676.00	0.00	32,760.00	34,916.00	7,560.00	0.00	0.00	27,356.00
2260.2350.5247	POLICE ATHL	17,778.82	0.00	8,230.83	9,547.99	0.00	0.00	0.00	9,547.99
2260.2350.5315	PUBLIC SERV	0.00	0.00	0.00	0.00	0.00	0.00	0.00	0.00
Subtotal for object		90,104.82	0.00	40,990.83	49,113.99	7,560.00	0.00	0.00	41,553.99
* Dept 2350	HSB OLDER AMERICAN	90,104.82	0.00	40,990.83	49,113.99	7,560.00	0.00	0.00	41,553.99
2260.2410.5303	HOUSING PAI	91,281.25	0.00	0.00	91,281.25	69,821.25	0.00	0.00	21,460.00
2260.2410.5304	LEAD ABATEM	52,547.00	0.00	8,050.00	44,497.00	497.00	0.00	0.00	44,000.00
2260.2410.5310	EMERGENCY R	142,179.00	0.00	30,025.00	112,154.00	12,925.00	0.00	0.00	99,229.00
Subtotal for object		286,007.25	0.00	38,075.00	247,932.25	83,243.25	0.00	0.00	164,689.00
* Dept 2410	HOUSING DEPT	286,007.25	0.00	38,075.00	247,932.25	83,243.25	0.00	0.00	164,689.00
2260.2420.5210	DIRECTOR -	38,273.66	2,944.12	16,192.66	22,081.00	0.00	0.00	0.00	22,081.00
2260.2420.5211	OTHER EMPLO	92,488.32	7,041.50	38,628.60	53,859.72	0.00	0.00	0.00	53,859.72
2260.2420.5220	TRAVEL LONG	3,309.00	0.00	445.20	2,863.80	0.00	0.00	0.00	2,863.80
2260.2420.5221	TRAVEL LOCA	0.00	0.00	960.27	-960.27	0.00	0.00	0.00	-960.27
2260.2420.5222	BOOKS & PER	0.00	0.00	0.00	0.00	0.00	0.00	0.00	0.00
2260.2420.5223	MEMBERSHIP	3,530.00	0.00	3,000.00	530.00	0.00	0.00	0.00	530.00
2260.2420.5224	TRAINING -	0.00	1,265.00	1,265.00	-1,265.00	0.00	0.00	0.00	-1,265.00
2260.2420.5232	COMMUNICATI	3,336.32	1,250.18	2,697.86	638.46	0.00	0.00	0.00	638.46
2260.2420.5233	POSTAGE - A	0.00	0.00	0.00	0.00	0.00	0.00	0.00	0.00
2260.2420.5234	PROFESSIONA	250.00	0.00	0.00	250.00	0.00	0.00	0.00	250.00
2260.2420.5235	COMPREHENS	0.00	0.00	0.00	0.00	0.00	0.00	0.00	0.00
2260.2420.5239	ADMINISTRAT	0.00	0.00	0.00	0.00	0.00	0.00	0.00	0.00
2260.2420.5241	OFFICE SUPP	2,000.00	0.00	0.00	2,000.00	710.95	0.00	0.00	1,289.05
2260.2420.5242	OPERATING S	0.00	0.00	0.00	0.00	0.00	0.00	0.00	0.00
2260.2420.5243	REPAIRS & M	0.00	0.00	0.00	0.00	0.00	0.00	0.00	0.00
2260.2420.5249	AUDIT EXPEN	0.00	0.00	0.00	0.00	0.00	0.00	0.00	0.00
2260.2420.5252	EQUIPMENT -	2,506.67	0.00	1,532.00	974.67	2,106.94	0.00	0.00	-1,132.27
2260.2420.5253	VEHICLE & M	0.00	0.00	0.00	0.00	0.00	0.00	0.00	0.00
2260.2420.5255	FUEL AND LU	0.00	0.00	0.00	0.00	0.00	0.00	0.00	0.00
2260.2420.5270	RENT - ADMI	0.00	0.00	0.00	0.00	0.00	0.00	0.00	0.00
2260.2420.5280	ELECTRIC -	0.00	0.00	0.00	0.00	0.00	0.00	0.00	0.00
2260.2420.5282	EAST OHIO G	0.00	0.00	0.00	0.00	0.00	0.00	0.00	0.00
2260.2420.5283	TELEPHONE &	0.00	0.00	0.00	0.00	0.00	0.00	0.00	0.00
2260.2420.5286	MEDICARE -	1,874.59	141.92	766.49	1,108.10	0.00	0.00	0.00	1,108.10
2260.2420.5287	UNEMPLOYMEN	0.00	0.00	0.00	0.00	0.00	0.00	0.00	0.00
2260.2420.5288	DENTAL - AD	0.00	0.00	0.00	0.00	0.00	0.00	0.00	0.00
2260.2420.5290	PERS - ADMI	18,099.48	1,400.45	7,732.01	10,367.47	0.00	0.00	0.00	10,367.47
2260.2420.5293	WORKMEN'S C	4,205.48	0.00	0.00	4,205.48	0.00	0.00	0.00	4,205.48
2260.2420.5294	HOSPITALIZA	26,912.12	1,105.79	6,344.07	20,568.05	0.00	0.00	0.00	20,568.05
2260.2420.5350	CAPITAL LEA	6,217.39	55.94	195.72	6,021.67	579.77	0.00	0.00	5,441.90

Account.....	Description	Rev	combined..	Combined MTD..	Combined YTD..	Combined Unexp	Combined Enc..	Prior Excess..	Combined Unenc
Subtotal for object			203,003.03	15,204.90	79,759.88	123,243.15	3,397.66	0.00	119,845.49
* Dept 2420 ADMIN			203,003.03	15,204.90	79,759.88	123,243.15	3,397.66	0.00	119,845.49
2260.2620.5000	ADVANCES OU		19,500.00	0.00	0.00	19,500.00	0.00	0.00	19,500.00
2260.2620.5210	DIRECTOR -		0.00	0.00	0.00	0.00	0.00	0.00	0.00
2260.2620.5211	OTHER EMPLO		0.00	0.00	0.00	0.00	0.00	0.00	0.00
2260.2620.5234	PROFESSIONA		0.00	0.00	0.00	0.00	0.00	0.00	0.00
2260.2620.5235	DEMOLITION		64,850.00	2,250.00	53,988.00	10,862.00	7,775.00	0.00	3,087.00
2260.2620.5236	NEIGHBORHO		0.00	0.00	0.00	0.00	0.00	0.00	0.00
2260.2620.5237	PARKS DEVEL		25,000.00	0.00	0.00	25,000.00	0.00	0.00	25,000.00
2260.2620.5239	STREET RESU		1,758,722.98	546,170.25	855,036.37	903,686.61	42,418.55	0.00	861,268.06
2260.2620.5240	STREET POLE		0.00	0.00	0.00	0.00	0.00	0.00	0.00
2260.2620.5252	EQUIPMENT-H		0.00	0.00	0.00	0.00	0.00	0.00	0.00
2260.2620.5253	FIRE TRUCK		0.00	0.00	0.00	0.00	0.00	0.00	0.00
2260.2620.5266	Medicare -		0.00	0.00	0.00	0.00	0.00	0.00	0.00
2260.2620.5286	MEDICARE -		0.00	0.00	0.00	0.00	0.00	0.00	0.00
2260.2620.5288	DENTAL - PU		0.00	0.00	0.00	0.00	0.00	0.00	0.00
2260.2620.5290	PERS - PUBL		0.00	0.00	0.00	0.00	0.00	0.00	0.00
2260.2620.5293	WORKMEN'S C		0.00	0.00	0.00	0.00	0.00	0.00	0.00
2260.2620.5294	HOSPITALIZA		0.00	0.00	0.00	0.00	0.00	0.00	0.00
Subtotal for object			1,868,072.98	548,420.25	909,024.37	959,048.61	50,193.55	0.00	908,855.06
* Dept 2620 PUBLIC SERVICES			1,868,072.98	548,420.25	909,024.37	959,048.61	50,193.55	0.00	908,855.06
** 2260 COMMUNITY DEVELOPMENT			2,447,188.08	563,625.15	1,067,850.08	1,379,338.00	144,394.46	0.00	1,234,943.54
2262.2260.5239	STREET IMPR		170,450.78	0.00	85,225.39	85,225.39	0.00	0.00	85,225.39
2263.2260.5210	DIRECTOR		0.00	0.00	0.00	0.00	0.00	0.00	0.00
2263.2260.5220	TRAVEL(LONG		0.00	0.00	0.00	0.00	0.00	0.00	0.00
2263.2260.5221	TRAVEL(LOCA		0.00	0.00	0.00	0.00	0.00	0.00	0.00
2263.2260.5222	BOOKS & PER		0.00	0.00	0.00	0.00	0.00	0.00	0.00
2263.2260.5223	MEMBERSHIP		0.00	0.00	0.00	0.00	0.00	0.00	0.00
2263.2260.5232	COMMUNICATI		0.00	0.00	0.00	0.00	0.00	0.00	0.00
2263.2260.5239	OTHER		0.00	0.00	0.00	0.00	0.00	0.00	0.00
2263.2260.5241	OFFICE SUPP		0.00	0.00	0.00	0.00	0.00	0.00	0.00
2263.2260.5242	OPERATING S		0.00	0.00	0.00	0.00	0.00	0.00	0.00
Subtotal for object			0.00	0.00	0.00	0.00	0.00	0.00	0.00
* Dept 2260 COMMUNITY DEVELOPMENT			0.00	0.00	0.00	0.00	0.00	0.00	0.00
2263.2700.5277	TRANSFER-OU		0.00	0.00	0.00	0.00	0.00	0.00	0.00
** 2263			0.00	0.00	0.00	0.00	0.00	0.00	0.00
2269.2730.5210	DIRECTOR		0.00	0.00	0.00	0.00	0.00	0.00	0.00
2269.2730.5234	PROFESSIONA		6,678.05	0.00	836.34	5,841.71	0.00	0.00	5,841.71
2269.2730.5239	OTHER		14,480.00	0.00	0.00	14,480.00	7,274.00	0.00	7,206.00
2269.2730.5241	OFFICE SUPP		1,531.79	0.00	0.00	1,531.79	0.00	0.00	1,531.79
2269.2730.5242	OPERATING S		0.00	626.34	4,020.74	-4,020.74	0.00	0.00	-4,020.74
2269.2730.5243	REPAIRS & M		5,981.05	0.00	0.00	5,981.05	0.00	0.00	5,981.05

Account.....	Description	Rev combined..	Combined MTD..	Combined YTD..	Combined Unexp	Combined Enc..	Prior Excess..	Combined Unenc
2269.2730.5252	EQUIPMENT -	6,497.86	1,181.52	4,207.75	2,290.11	0.00	0.00	2,290.11
2269.2730.5253	DATA & VOIC	0.00	0.00	0.00	0.00	0.00	0.00	0.00
2269.2730.5286	MEDICARE	0.00	0.00	0.00	0.00	0.00	0.00	0.00
2269.2730.5288	DENTAL	0.00	0.00	0.00	0.00	0.00	0.00	0.00
2269.2730.5290	PERS	0.00	0.00	0.00	0.00	0.00	0.00	0.00
2269.2730.5291	PICK-UP	0.00	0.00	0.00	0.00	0.00	0.00	0.00
2269.2730.5293	WORKERSCOMP	0.00	0.00	0.00	0.00	0.00	0.00	0.00
2269.2730.5294	HOSPITALIZA	0.00	0.00	0.00	0.00	0.00	0.00	0.00
2269.2730.5350	CAPITAL LEA	0.00	0.00	0.00	0.00	0.00	0.00	0.00
2269.2730.5500	TEMPORARY B	0.00	0.00	0.00	0.00	0.00	0.00	0.00
Subtotal for object		35,168.75	1,807.86	9,064.83	26,103.92	7,274.00	0.00	18,829.92
* Dept 2730 COURTS		35,168.75	1,807.86	9,064.83	26,103.92	7,274.00	0.00	18,829.92
** 2269 COMPUTER LEGALIZE FEES		35,168.75	1,807.86	9,064.83	26,103.92	7,274.00	0.00	18,829.92
2275.2265.5210	DIRECTOR	62,400.00	4,800.00	26,400.00	36,000.00	0.00	0.00	36,000.00
2275.2265.5219	INDEPENDENT	34,320.00	2,640.00	14,520.00	19,800.00	0.00	0.00	19,800.00
2275.2265.5220	TRAVEL (LON	1,000.00	0.00	0.00	1,000.00	0.00	0.00	1,000.00
2275.2265.5221	TRAVEL (LOC	0.00	0.00	0.00	0.00	0.00	0.00	0.00
2275.2265.5234	PROFESSIONA	28,080.00	2,160.00	11,880.00	16,200.00	0.00	0.00	16,200.00
2275.2265.5238	PRINTING AN	0.00	0.00	0.00	0.00	0.00	0.00	0.00
2275.2265.5239	OTHER	5,577.84	0.00	3,181.44	2,396.40	0.00	0.00	2,396.40
2275.2265.5241	OFFICE SUPP	3,250.00	0.00	0.00	3,250.00	0.00	0.00	3,250.00
2275.2265.5242	OPERATING S	2,665.43	0.00	0.00	2,665.43	0.00	0.00	2,665.43
2275.2265.5243	REPAIRS & M	1,632.00	59.25	303.26	1,328.74	0.00	0.00	1,328.74
2275.2265.5252	EQUIPMENT	0.00	0.00	0.00	0.00	0.00	0.00	0.00
2275.2265.5270	RENT	10,669.56	0.00	7,090.62	3,578.94	0.00	0.00	3,578.94
2275.2265.5283	TELEPHONE	5,824.00	313.34	1,572.82	4,251.18	2,228.54	0.00	2,022.64
2275.2265.5286	MEDICARE	0.00	0.00	0.00	0.00	0.00	0.00	0.00
2275.2265.5288	DENTAL	0.00	0.00	0.00	0.00	0.00	0.00	0.00
2275.2265.5290	PERS	0.00	0.00	0.00	0.00	0.00	0.00	0.00
2275.2265.5293	WORKERS COM	0.00	0.00	0.00	0.00	0.00	0.00	0.00
2275.2265.5294	HOSPITALIZA	0.00	0.00	0.00	0.00	0.00	0.00	0.00
2275.2265.5500	TEMPORARY B	0.00	0.00	0.00	0.00	0.00	0.00	0.00
Subtotal for object		155,418.83	9,972.59	64,948.14	90,470.69	2,228.54	0.00	88,242.15
* Dept 2265 DOMESTIC VIOLENCE		155,418.83	9,972.59	64,948.14	90,470.69	2,228.54	0.00	88,242.15
** 2275 VOCA		155,418.83	9,972.59	64,948.14	90,470.69	2,228.54	0.00	88,242.15
2279.2110.5212	REGULAR POL	0.00	0.00	0.00	0.00	0.00	0.00	0.00
2279.2110.5286	MEDICARE	0.00	0.00	0.00	0.00	0.00	0.00	0.00
2279.2110.5289	GROUP INSUR	0.00	0.00	0.00	0.00	0.00	0.00	0.00
2279.2110.5291	POLICE PENS	0.00	0.00	0.00	0.00	0.00	0.00	0.00
2279.2110.5293	WORKERS COM	0.00	0.00	0.00	0.00	0.00	0.00	0.00
2279.2110.5294	HOSPITALIZA	0.00	0.00	0.00	0.00	0.00	0.00	0.00
Subtotal for object		0.00	0.00	0.00	0.00	0.00	0.00	0.00
* Dept 2110 POLICE DEPT		0.00	0.00	0.00	0.00	0.00	0.00	0.00

Account.....	Description	Rev combined..	Combined MTD..	Combined YTD..	Combined Unexp	Combined Enc..	Prior Excess..	Combined Unenc
** 2279 DOJ GRANT		0.00	0.00	0.00	0.00	0.00	0.00	0.00
2285.2730.5220	TRAVEL LONG	280.00	0.00	0.00	280.00	0.00	0.00	280.00
2285.2730.5221	TRAVEL (LOC	628.00	0.00	0.00	628.00	0.00	0.00	628.00
2285.2730.5223	MEMBERSHIPS	300.00	0.00	300.00	0.00	0.00	0.00	0.00
2285.2730.5224	TRAINING	700.00	0.00	0.00	700.00	0.00	0.00	700.00
2285.2730.5234	PROFESSIONA	23,116.40	1,836.80	10,102.40	13,014.00	0.00	0.00	13,014.00
2285.2730.5242	OPERATING S	0.00	0.00	0.00	0.00	0.00	0.00	0.00
Subtotal for object		25,024.40	1,836.80	10,402.40	14,622.00	0.00	0.00	14,622.00
* Dept 2730 COURTS		25,024.40	1,836.80	10,402.40	14,622.00	0.00	0.00	14,622.00
** 2285 CITY PROBATION SERVICES	F25,024.40	1,836.80	10,402.40	14,622.00	0.00	0.00	0.00	14,622.00
2289.2260.5210	PROGRAM MGR	10,438.27	802.94	4,416.17	6,022.10	0.00	0.00	6,022.10
2289.2260.5211	ADMIN	28,288.00	1,336.20	7,605.80	20,682.20	0.00	0.00	20,682.20
2289.2260.5220	TRAVEL LONG	0.00	0.00	0.00	0.00	0.00	0.00	0.00
2289.2260.5224	TRAINING	210.00	0.00	0.00	210.00	0.00	0.00	210.00
2289.2260.5232	COMMUNICATI	0.00	0.00	0.00	0.00	0.00	0.00	0.00
2289.2260.5234	PROFESSIONA	0.00	842.50	842.50	-842.50	0.00	0.00	-842.50
2289.2260.5235	DEMOLITION	0.00	0.00	0.00	0.00	0.00	0.00	0.00
2289.2260.5241	OFFICE SUPP	0.00	0.00	0.00	0.00	0.00	0.00	0.00
2289.2260.5286	MEDICARE -	561.53	31.00	174.29	387.24	0.00	0.00	387.24
2289.2260.5290	PERS - CDBG	5,421.68	295.19	1,657.85	3,763.83	0.00	0.00	3,763.83
2289.2260.5293	WORKERS COM	500.00	0.00	0.00	500.00	0.00	0.00	500.00
2289.2260.5294	HOSPITILIZA	1,500.00	76.05	531.78	968.22	0.00	0.00	968.22
2289.2260.5304	HOME OWNER/	168,242.50	0.00	3,900.00	164,342.50	39,525.00	0.00	124,817.50
Subtotal for object		215,161.98	3,383.88	19,128.39	196,033.59	39,525.00	0.00	156,508.59
* Dept 2260 COMMUNITY DEVELOPMEN	215,161.98	3,383.88	19,128.39	196,033.59	39,525.00	0.00	0.00	156,508.59
** 2289 HOME - PROGRAM 99	215,161.98	3,383.88	19,128.39	196,033.59	39,525.00	0.00	0.00	156,508.59
2290.2110.5211	OTHER EMPLO	0.00	0.00	0.00	0.00	0.00	0.00	0.00
2290.2110.5242	OPERATING S	14,232.00	0.00	0.00	14,232.00	0.00	0.00	14,232.00
2290.2110.5252	EQUIPMENT -	0.00	0.00	0.00	0.00	0.00	0.00	0.00
Subtotal for object		14,232.00	0.00	0.00	14,232.00	0.00	0.00	14,232.00
* Dept 2110 POLICE DEPT		14,232.00	0.00	0.00	14,232.00	0.00	0.00	14,232.00
** 2290 JAG GRANT (POLICE)	14,232.00	0.00	0.00	14,232.00	0.00	0.00	0.00	14,232.00
2296.2110.5212	REGULAR POL	22,561.30	0.00	3,533.13	19,028.17	0.00	0.00	19,028.17
2296.2110.5286	MEDICARE -	327.14	0.00	48.78	278.36	0.00	0.00	278.36
2296.2110.5291	POLICE PENS	4,399.45	0.00	0.00	4,399.45	0.00	0.00	4,399.45
2296.2110.5293	WORKERS COM	5,336.76	0.00	0.00	5,336.76	0.00	0.00	5,336.76
2296.2110.5294	HOSPITILIZA	50,000.00	0.00	0.00	50,000.00	0.00	0.00	50,000.00
Subtotal for object		82,624.65	0.00	3,581.91	79,042.74	0.00	0.00	79,042.74
* Dept 2110 POLICE DEPT		82,624.65	0.00	3,581.91	79,042.74	0.00	0.00	79,042.74

Account.....	Description	Rev combined..	Combined MTD..	Combined YTD..	Combined Unexp	Combined Enc..	Prior Excess..	Combined Unenc
2296.2111.5212	REGULAR POL	48,128.40	6,071.62	34,775.63	13,352.77	0.00	0.00	13,352.77
2296.2111.5286	MEDICARE	697.86	85.33	479.08	218.78	0.00	0.00	218.78
2296.2111.5291	POLICE PENS	9,385.04	1,376.70	7,169.77	2,215.27	0.00	0.00	2,215.27
2296.2111.5293	WORKERS COM	2,000.00	0.00	0.00	2,000.00	0.00	0.00	2,000.00
2296.2111.5294	HOSPITILIZA	5,000.00	884.15	3,337.22	1,662.78	0.00	0.00	1,662.78
Subtotal for object		65,211.30	8,417.80	45,761.70	19,449.60	0.00	0.00	19,449.60
* Dept 2111		65,211.30	8,417.80	45,761.70	19,449.60	0.00	0.00	19,449.60
** 2296 SCHOOL RESOURCE OFFICERS		147,835.95	8,417.80	49,343.61	98,492.34	0.00	0.00	98,492.34
2298.2110.5223	MEMBERSHIPS	0.00	0.00	0.00	0.00	0.00	0.00	0.00
2298.2110.5234	PROFESSIONA	0.00	0.00	0.00	0.00	0.00	0.00	0.00
2298.2110.5239	OTHER - POL	0.00	50.95	244.75	-244.75	0.00	0.00	-244.75
2298.2110.5241	OFFICE SUPP	0.00	0.00	0.00	0.00	0.00	0.00	0.00
2298.2110.5242	OPERATING S	13,576.88	39.95	6,462.61	7,114.27	0.00	0.00	7,114.27
2298.2110.5243	REPAIRS & M	0.00	0.00	0.00	0.00	0.00	0.00	0.00
2298.2110.5246	JAIL REPAIR	0.00	0.00	0.00	0.00	0.00	0.00	0.00
2298.2110.5248	CLOTHING -	0.00	0.00	0.00	0.00	0.00	0.00	0.00
2298.2110.5252	EQUIPMENT -	0.00	0.00	0.00	0.00	0.00	0.00	0.00
2298.2110.5254	TIRES - POL	0.00	0.00	0.00	0.00	0.00	0.00	0.00
2298.2110.5257	VEHICLE REP	0.00	0.00	0.00	0.00	0.00	0.00	0.00
2298.2110.5283	TELEPHONE -	0.00	0.00	0.00	0.00	0.00	0.00	0.00
Subtotal for object		13,576.88	90.90	6,707.36	6,869.52	0.00	0.00	6,869.52
* Dept 2110 POLICE DEPT		13,576.88	90.90	6,707.36	6,869.52	0.00	0.00	6,869.52
** 2298 LAW ENFORCEMENT TRUST		13,576.88	90.90	6,707.36	6,869.52	0.00	0.00	6,869.52
3310.2800.5239	OTHER	0.00	0.00	0.00	0.00	0.00	0.00	0.00
3310.2800.5264	REDEMPTION	0.00	0.00	0.00	0.00	0.00	0.00	0.00
3310.2800.5266	INTEREST NO	0.00	0.00	0.00	0.00	0.00	0.00	0.00
3310.2800.5422	DEBTPRINCIP	97,477.14	0.00	48,738.57	48,738.57	0.00	0.00	48,738.57
Subtotal for object		97,477.14	0.00	48,738.57	48,738.57	0.00	0.00	48,738.57
* Dept 2800 BOND RETIREMENT		97,477.14	0.00	48,738.57	48,738.57	0.00	0.00	48,738.57
** 3310 BOND RETIREMENT FUND		97,477.14	0.00	48,738.57	48,738.57	0.00	0.00	48,738.57
4415.2110.5252	POLICE VEHI	0.00	0.00	0.00	0.00	0.00	0.00	0.00
4415.2112.5252	EQUIPMENT	0.00	0.00	0.00	0.00	0.00	0.00	0.00
4415.2130.5252	STREET LIGH	28,300.86	0.00	32,058.29	-3,757.43	1,218.75	0.00	-4,976.18
4415.2150.5252	EQUIPMENT	0.00	0.00	0.00	0.00	0.00	0.00	0.00
4415.2542.5234	PROFESSIONA	90,569.56	0.00	0.00	90,569.56	0.00	0.00	90,569.56
4415.2542.5251	SERVICE DEP	64,895.23	0.00	19,508.99	45,386.24	12,836.00	0.00	32,550.24
4415.2542.5252	TRUCKS AND	56,537.30	0.00	0.00	56,537.30	0.00	0.00	56,537.30

Account.....	Description	Rev combined..	Combined MTD..	Combined YTD..	Combined Unexp	Combined Enc..	Prior Excess..	Combined Unenc
4415.2542.5253	CAPITAL IMP	22,071.79	68.33	389.80	21,681.99	9,700.00	0.00	11,981.99
Subtotal for object		234,073.88	68.33	19,898.79	214,175.09	22,536.00	0.00	191,639.09
* Dept 2542		234,073.88	68.33	19,898.79	214,175.09	22,536.00	0.00	191,639.09
4415.2700.5252	OTHER CAPIT	0.00	0.00	0.00	0.00	0.00	0.00	0.00
4415.2700.5253	CAPITAL IMP	348,895.00	3,139.85	223,089.85	125,805.15	17,795.00	0.00	108,010.15
Subtotal for object		348,895.00	3,139.85	223,089.85	125,805.15	17,795.00	0.00	108,010.15
* Dept 2700 MISCELLANEOUS		348,895.00	3,139.85	223,089.85	125,805.15	17,795.00	0.00	108,010.15
** 4415 PERMANENT IMPROVEMENT FU611,		269.74	3,208.18	275,046.93	336,222.81	41,549.75	0.00	294,673.06
4422.2110.5233	ADMINISTRAT	0.00	0.00	0.00	0.00	0.00	0.00	0.00
4422.2110.5234	PROFESSIONA	0.00	0.00	0.00	0.00	0.00	0.00	0.00
4422.2110.5239	OTHER	0.00	0.00	0.00	0.00	0.00	0.00	0.00
4422.2110.5301	CAPITAL OUT	0.00	0.00	0.00	0.00	0.00	0.00	0.00
Subtotal for object		0.00	0.00	0.00	0.00	0.00	0.00	0.00
* Dept 2110 POLICE DEPT		0.00	0.00	0.00	0.00	0.00	0.00	0.00
** 4422		0.00	0.00	0.00	0.00	0.00	0.00	0.00
4436.2350.5301	HSB TITLE I	0.00	0.00	0.00	0.00	0.00	0.00	0.00
4436.2700.5277	TRANSFER-OU	0.00	0.00	0.00	0.00	0.00	0.00	0.00
** 4436		0.00	0.00	0.00	0.00	0.00	0.00	0.00
5520.2512.5234	PROFESSIONA	0.00	0.00	0.00	0.00	0.00	0.00	0.00
5520.2520.5250	YOUTH O. U.	0.00	0.00	0.00	0.00	0.00	0.00	0.00
** 5520 SEWER FUND		0.00	0.00	0.00	0.00	0.00	0.00	0.00
5530.0252.5252	EQUIPMENT	0.00	0.00	0.00	0.00	0.00	0.00	0.00
5530.2515.5234	PROFESSIONA	0.00	0.00	0.00	0.00	0.00	0.00	0.00
** 5530 WATER-CAPITAL IMPROVEMENT FUND		0.00	0.00	0.00	0.00	0.00	0.00	0.00
7710.2310.5234	PROFESSIONA	0.00	0.00	0.00	0.00	0.00	0.00	0.00
7710.2310.5242	OPERATING S	0.00	0.00	0.00	0.00	0.00	0.00	0.00
Subtotal for object		0.00	0.00	0.00	0.00	0.00	0.00	0.00
* Dept 2310 PARKS & REC		0.00	0.00	0.00	0.00	0.00	0.00	0.00
7710.2700.5277	TRANSFER-OU	0.00	0.00	0.00	0.00	0.00	0.00	0.00
** 7710		0.00	0.00	0.00	0.00	0.00	0.00	0.00

Account.....	Description	Rev combined..	Combined MTD..	Combined YTD..	Combined Unexp	Combined Enc..	Prior Excess..	Combined Unenc
7721.2900.5412	MISCELLANEO	2,995.33	0.00	25.00	2,970.33	0.00	0.00	2,970.33
7728.2700.5277	TRANSFER-OU	0.00	0.00	0.00	0.00	0.00	0.00	0.00
7728.2800.5277	REFUNDS DEF	0.00	0.00	0.00	0.00	0.00	0.00	0.00
** 7728		0.00	0.00	0.00	0.00	0.00	0.00	0.00
7734.2714.5234	PROFESSIONA	0.00	0.00	0.00	0.00	0.00	0.00	0.00
7734.2900.5401	AFSCME DUES	3,137.09	196.80	1,082.40	2,054.69	0.00	0.00	2,054.69
7734.2900.5402	ALLSTATE IN	0.00	0.00	0.00	0.00	0.00	0.00	0.00
7734.2900.5403	CONSECO	0.00	0.00	0.00	0.00	0.00	0.00	0.00
7734.2900.5404	FIRE HOUSE	2,194.17	222.50	837.50	1,356.67	0.00	0.00	1,356.67
7734.2900.5405	FIRE UNION	22,541.67	2,750.00	10,225.00	12,316.67	0.00	0.00	12,316.67
7734.2900.5406	FOP-OLC	1,736.89	0.00	0.00	1,736.89	0.00	0.00	1,736.89
7734.2900.5407	FOP-L39	22,410.00	1,440.00	9,986.89	12,423.11	0.00	0.00	12,423.11
7734.2900.5408	LEGAL SHIEL	1,975.13	204.33	749.21	1,225.92	0.00	0.00	1,225.92
7734.2900.5409	NY LIFE INS	0.00	0.00	0.00	0.00	0.00	0.00	0.00
7734.2900.5410	OML INSUR	815.67	28.06	140.30	675.37	0.00	0.00	675.37
7734.2900.5411	COLONIAL LI	45,842.28	3,016.55	9,908.57	35,933.71	0.00	0.00	35,933.71
7734.2900.5412	POLICE & FI	50,000.00	6,900.09	23,419.07	26,580.93	0.00	0.00	26,580.93
7734.2900.5413	SEIU DUES	126.37	0.00	0.00	126.37	0.00	0.00	126.37
7734.2900.5414	UMFL DUES	0.00	0.00	0.00	0.00	0.00	0.00	0.00
7734.2900.5415	UNITED WAY	0.00	0.00	0.00	0.00	0.00	0.00	0.00
7734.2900.5416	AFLAC	18,235.15	0.00	4,936.38	13,298.77	0.00	0.00	13,298.77
7734.2900.5417	OverPayment	18,579.78	0.00	1,352.80	17,226.98	0.00	0.00	17,226.98
7734.2900.5418	OPED	193,376.64	14,905.00	73,480.00	119,896.64	0.00	0.00	119,896.64
7734.2900.5419	OPERS-EMPLO	213,151.28	13,054.94	71,943.77	141,207.51	0.00	0.00	141,207.51
7734.2900.5420	OP&F-EMPLOY	426,074.05	39,928.57	214,646.86	211,427.19	0.00	0.00	211,427.19
7734.2900.5421	COLORADO BA	0.00	0.00	0.00	0.00	0.00	0.00	0.00
Subtotal for object		1,020,196.17	82,646.84	422,708.75	597,487.42	0.00	0.00	597,487.42
* Dept 2900 MEDICARE		1,020,196.17	82,646.84	422,708.75	597,487.42	0.00	0.00	597,487.42
** 7734 EMPLOYEE WITHHOLDINGS		1,020,196.17	82,646.84	422,708.75	597,487.42	0.00	0.00	597,487.42
7735.2714.5234	PROFESSIONA	295,039.80	24,260.47	124,120.90	170,918.90	0.00	0.00	170,918.90
7735.2714.5294	Medical Cla	1,290,888.24	58,950.69	290,758.92	1,000,129.32	0.00	0.00	1,000,129.32
Subtotal for object		1,585,928.04	83,211.16	414,879.82	1,171,048.22	0.00	0.00	1,171,048.22
* Dept 2714 CENTRAL SERVICES		1,585,928.04	83,211.16	414,879.82	1,171,048.22	0.00	0.00	1,171,048.22
** 7735 Self Insured Healthcarl		1,585,928.04	83,211.16	414,879.82	1,171,048.22	0.00	0.00	1,171,048.22
7745.1900.5420	MEDICARE	0.00	0.00	0.00	0.00	0.00	0.00	0.00
7745.2900.5120	MEDICARE	0.00	0.00	0.00	0.00	0.00	0.00	0.00
** 7745		0.00	0.00	0.00	0.00	0.00	0.00	0.00

Account.....	Description	Rev combined..	Combined MTD..	Combined YTD..	Combined Unexp	Combined Enc..	Prior Excess..	Combined Unenc
7751.1900.5430	UNCLAIMED F	0.00	0.00	0.00	0.00	0.00	0.00	0.00
***		22,030,313.49	1,915,469.07	8,608,722.96	13,421,590.53	503,922.69	784.91	12,916,882.93

The City of East Cleveland

Encumber By
Account and Fund
For Period Ending
5/31/2020

Source of Information
Finance Department
Financial Management System

Vend#	Name	Po / Vch	---Date---	Account	Project	Balance	Orig Encumbr
07412	LEWIS EXTERMINATING	RG175064	01-07-2020	1110.2110.5228		875.00	1,500.00
	PRISONER CARE/HYGIENE			1110.2110.5228		875.00	1,500.00
07889	Susteen	RG175706	05-18-2020	1110.2110.5232		19,025.00	19,025.00
	COMMUNICATIONS			1110.2110.5232		19,025.00	19,025.00
07476	US BANK	RG175612	04-24-2020	1110.2110.5242		299.34	299.34
07476	US BANK	RG175613	04-24-2020	1110.2110.5242		6.04	299.34
	OPERATING SUPPLIES			1110.2110.5242		305.38	598.68
05806	FIRESTONE COMPLETE AUTOCARE	RG175340	02-25-2020	1110.2110.5256		4,874.51	8,000.00
07291	OREILLY AUTO PARTS	RG175547	04-09-2020	1110.2110.5256		11.87	631.03
07291	OREILLY AUTO PARTS	RG175548	04-09-2020	1110.2110.5256		8.20	410.09
07291	OREILLY AUTO PARTS	RG175557	04-09-2020	1110.2110.5256		151.27	925.52
07291	OREILLY AUTO PARTS	RG175603	04-22-2020	1110.2110.5256		6.88	343.78
07291	OREILLY AUTO PARTS	RG175622	04-29-2020	1110.2110.5256		4.49	224.43
07291	OREILLY AUTO PARTS	RG175671	05-06-2020	1110.2110.5256		0.78	38.78
07291	OREILLY AUTO PARTS	RG175677	05-06-2020	1110.2110.5256		2.28	114.21
07291	OREILLY AUTO PARTS	RG175700	05-13-2020	1110.2110.5256		4.04	207.95
07291	OREILLY AUTO PARTS	RG175715	05-18-2020	1110.2110.5256		4.27	213.42
07291	OREILLY AUTO PARTS	RG175762	05-27-2020	1110.2110.5256		272.04	272.04
	REPAIR PARTS - POLICE			1110.2110.5256		5,340.63	11,381.25
07412	LEWIS EXTERMINATING	RG175064	01-07-2020	1110.2120.5234		1,400.00	2,400.00
07412	LEWIS EXTERMINATING	RG175064	01-07-2020	1110.2120.5234		875.00	1,500.00
	PROFESSIONAL SERVICES			1110.2120.5234		2,275.00	3,900.00
01972	HOME DEPOT U.S.A INC.	RG175535	04-08-2020	1110.2120.5242		38.84	250.51
07291	OREILLY AUTO PARTS	RG175630	04-29-2020	1110.2120.5242		1.32	65.94
07291	OREILLY AUTO PARTS	RG175660	05-06-2020	1110.2120.5242		7.93	396.80
01432	Staples Business Advantage	RG175676	05-06-2020	1110.2120.5242		23.27	23.27
07291	OREILLY AUTO PARTS	RG175710	05-18-2020	1110.2120.5242		5.61	280.31
	OPERATING SUPPLIES			1110.2120.5242		76.97	1,016.83
07828	B&C Communications	RG175683	05-11-2020	1110.2120.5252		3,404.32	3,404.32
07828	B&C Communications	RG175742	05-20-2020	1110.2120.5252		3,404.32	3,404.32
	EQUIPMENT - FIRE DEPT			1110.2120.5252		6,808.64	6,808.64
00701	THE ILLUMINATING CO	RG175099	01-07-2020	1110.2130.5281		110,041.68	191,011.56
	STREET LIGHTING			1110.2130.5281		110,041.68	191,011.56
02173	THE SHERWIN-WILLIAMS COMPANY	RG175288	02-20-2020	1110.2310.5242		1,612.48	4,367.43
	OPERATING SUPPLIES			1110.2310.5242		1,612.48	4,367.43

Vend#	Name	Po / Vch	---Date---	Account	Project	Balance	Orig Encumbr
07404	AMERICAN SOLUTIONS FOR BUSINES	RG175668	05-06-2020	1110.2410.5241		54.00	54.00
	OFFICE SUPPLIES - HOUSING			1110.2410.5241		54.00	54.00
07284	AMERICAN COPY EQUIPMENT INC.	RG174687	11-26-2019	1110.2410.5243		72.47	100.00
	REPAIR & MAINT			1110.2410.5243		72.47	100.00
07891	NORWALK CONCRETE INDUSTRIES	RG175738	05-19-2020	1110.2500.5242		2,800.00	2,800.00
	OPERATING SUPPLIES			1110.2500.5242		2,800.00	2,800.00
06776	RUMPKE OF NORTHERN OHIO, INC.	RG175538	04-08-2020	1110.2540.5234		796.78	6,655.30
06776	RUMPKE OF NORTHERN OHIO, INC.	RG175657	05-06-2020	1110.2540.5234		796.78	8,917.98
	DUMPING FEES			1110.2540.5234		1,593.56	15,573.28
07476	US BANK	RG175612	04-24-2020	1110.2710.5242		2,161.05	2,161.05
	OPERATING SUPPLIES			1110.2710.5242		2,161.05	2,161.05
02977	CDW GOVERNMENT, INC.	RG175718	05-18-2020	1110.2710.5252		509.77	509.77
01372	DELL MARKETING LP	RG175747	05-20-2020	1110.2710.5252		25.19	25.19
	EQUIPMENT			1110.2710.5252		534.96	534.96
07476	US BANK	RG175612	04-24-2020	1110.2713.5245		555.90	555.90
	LEGAL COSTS			1110.2713.5245		555.90	555.90
07412	LEWIS EXTERMINATING	RG175064	01-07-2020	1110.2714.5234		1,050.00	1,800.00
	PROFESSIONAL SERVICES - CENTRAL SERVICES			1110.2714.5234		1,050.00	1,800.00
06944	U.S. BANK	RG175578	04-17-2020	1110.2714.5239		3,000.00	3,000.00
07476	US BANK	RG175612	04-24-2020	1110.2714.5239		499.00	499.00
	OTHER			1110.2714.5239		3,499.00	3,499.00
07786	LEFF ELECTRIC COMPANY INC	RG175285	02-14-2020	1110.2714.5242		1,103.00	1,103.00
07786	LEFF ELECTRIC COMPANY INC	RG175289	02-20-2020	1110.2714.5242		1,103.00	1,103.00
01972	HOME DEPOT U.S.A INC.	RG175535	04-08-2020	1110.2714.5242		38.84	38.84
	OPERATING SUPPLIES			1110.2714.5242		2,244.84	2,244.84
07829	Kovoor Law, LLC	RG175445	03-17-2020	1110.2714.5245	0001085	18,750.01	25,000.00
	SETTLEMENTS			1110.2714.5245		18,750.01	25,000.00
05434	N2NET	RG175752	05-27-2020	1110.2714.5253		174.29	368.50
	DATA & COMM - CENTRAL SVC			1110.2714.5253		174.29	368.50

Vend#	Name	Po / Vch	---Date---	Account	Project	Balance	Orig Encumbr
00700	THE ILLUMINATING CO	RG174853	11-18-2019	1110.2714.5280		1,958.50	5,000.00
00712	THE ILLUMINATING CO	RG175093	01-07-2020	1110.2714.5280		2,936.27	5,058.48
00707	THE ILLUMINATING CO	RG175094	01-07-2020	1110.2714.5280		513.38	892.80
00711	THE ILLUMINATING CO	RG175095	01-07-2020	1110.2714.5280		2,403.06	4,245.12
00715	THE ILLUMINATING COMPANY	RG175096	01-07-2020	1110.2714.5280		745.87	1,242.96
00706	THE ILLUMINATING CO	RG175098	01-07-2020	1110.2714.5280		78.12	1,102.93
00708	THE ILLUMINATING CO	RG175100	01-07-2020	1110.2714.5280		4,074.32	6,177.36
00709	THE ILLUMINATING CO	RG175101	01-07-2020	1110.2714.5280		3,011.86	3,820.56
00705	THE ILLUMINATING CO	RG175102	01-07-2020	1110.2714.5280		753.17	1,151.28
00713	THE ILLUMINATING CO	RG175103	01-07-2020	1110.2714.5280		1,363.01	2,299.56
00700	THE ILLUMINATING CO	RG175104	01-07-2020	1110.2714.5280		20,380.68	36,498.00
00704	THE ILLUMINATING CO	RG175105	01-07-2020	1110.2714.5280		6,741.90	14,167.20
	ELECTRIC			1110.2714.5280		<u>44,960.14</u>	<u>81,656.25</u>
00605	DOMINION EAST OHIO	RG175071	01-07-2020	1110.2714.5282		316.07	4,050.00
00604	DOMINION EAST OHIO	RG175072	01-07-2020	1110.2714.5282		1,301.20	2,335.92
00602	DOMINION EAST OHIO	RG175073	04-06-2020	1110.2714.5282		716.36	3,000.00
00600	DOMINION EAST OHIO	RG175074	01-07-2020	1110.2714.5282		6,001.54	20,190.12
00603	DOMINION EAST OHIO	RG175075	01-07-2020	1110.2714.5282		566.59	1,230.24
00606	DOMINION EAST OHIO	RG175076	01-07-2020	1110.2714.5282		1,687.03	3,291.96
07528	CITY OF CLEVELAND DIVI OF WATE	RG175087	01-07-2020	1110.2714.5282		104.30	211.80
	GAS NATURAL			1110.2714.5282		<u>10,693.09</u>	<u>34,310.04</u>
00807	NORTHEAST OH REG SEWER DIST	RG175078	01-07-2020	1110.2714.5418		38.05	76.20
00805	NORTHEAST OH REG SEWER DIST	RG175079	01-07-2020	1110.2714.5418		352.10	400.00
00817	NORTHEAST OHIO REGIONAL SEWER	RG175080	01-07-2020	1110.2714.5418		38.05	76.20
00814	NORTHEAST OH SEWER DIST	RG175081	01-07-2020	1110.2714.5418		210.80	323.40
00809	NORTHEAST OHIO REG. SEWER DIST	RG175082	01-07-2020	1110.2714.5418		1,233.77	1,673.04
00502	CITY OF CLEVELAND DIV OF WATER	RG175083	01-07-2020	1110.2714.5418		1,013.71	1,312.32
00503	CITY OF CLEVELAND DIV OF WATER	RG175085	01-07-2020	1110.2714.5418		431.32	600.00
00507	CITY OF CLEVELAND DIV OF WATER	RG175086	01-07-2020	1110.2714.5418		53.20	108.00
00505	CITY OF CLEVELAND DIV OF WATER	RG175088	01-07-2020	1110.2714.5418		43.65	104.04
00506	CITY OF CLEVELAND DIV OF WATER	RG175089	01-07-2020	1110.2714.5418		162.79	385.08
00510	CITY OF CLEVELAND DIV OF WATER	RG175090	01-07-2020	1110.2714.5418		122.35	211.80
00504	CITY OF CLEVELAND DIV OF WATER	RG175091	01-07-2020	1110.2714.5418		491.37	930.48
00500	CITY OF CLEVELAND DIV OF WATER	RG175092	01-07-2020	1110.2714.5418		2,027.90	5,239.20
00802	NORTHEAST OH REG SEWER DIST	RG175106	01-08-2020	1110.2714.5418		593.11	988.68
00806	NORTHEAST OH REG SEWER DIST	RG175107	01-08-2020	1110.2714.5418		323.41	600.00
	WATER-SEWER - CENTRAL SERVICES			1110.2714.5418		<u>7,135.58</u>	<u>13,028.44</u>
07404	AMERICAN SOLUTIONS FOR BUSINES	RG175668	05-06-2020	1110.2715.5241		54.00	54.00
	OFFICE SUPPLIES -ENG & BLDG			1110.2715.5241		<u>54.00</u>	<u>54.00</u>
07284	AMERICAN COPY EQUIPMENT INC.	RG174687	11-26-2019	1110.2715.5243		72.46	100.00
	REPAIRS & MAINTENANCE			1110.2715.5243		<u>72.46</u>	<u>100.00</u>
01432	Staples Business Advantage	RG175468	03-24-2020	1110.2720.5242		31.65	362.64

Vend#	Name	Po / Vch	---Date---	Account	Project	Balance	Orig Encumbr
	OPERATING SUPPLIES			1110.2720.5242		31.65	362.64
01432	Staples Business Advantage	RG175681	05-11-2020	1110.2730.5241		99.56	99.56
01432	Staples Business Advantage	RG175681	05-12-2020	1110.2730.5241		26.79	26.79
	OFFICE SUPPLIES			1110.2730.5241		<u>126.35</u>	<u>126.35</u>
01471	CIVICA NORTH AMERICA, INC.	RG175529	04-06-2020	1110.2740.5224		988.00	988.00
	TRAINING			1110.2740.5224		<u>988.00</u>	<u>988.00</u>
01432	Staples Business Advantage	RG175676	05-06-2020	1110.2740.5242		23.27	23.27
	OPERATING SUPPLIES			1110.2740.5242		<u>23.27</u>	<u>23.27</u>
07642	STATE EMPLOYMENT RELATIONS BD.	RG175405	03-09-2020	1110.2780.5224		125.00	125.00
	TRAINING - HUMAN RESOURCES			1110.2780.5224		<u>125.00</u>	<u>125.00</u>
01432	Staples Business Advantage	RG175676	05-06-2020	1110.2780.5242		23.27	23.27
07417	MORE THAN BLINDS	RG175748	05-21-2020	1110.2780.5242		380.00	380.00
	OPERATING SUPPLIES			1110.2780.5242		<u>403.27</u>	<u>403.27</u>
	GENERAL FUND			1110		244,463.67	425,478.18
00702	THE ILLUMINATING CO	RG175097	04-08-2020	2210.2150.5281		2,753.82	10,000.00
	TRAFFIC LIGHTING			2210.2150.5281		<u>2,753.82</u>	<u>10,000.00</u>
07857	Traffic & Parking Control Co.	RG175755	05-27-2020	2210.2620.5242		499.80	499.80
	OPERATING SUPPLIES - PUBLIC SERVICES			2210.2620.5242		<u>499.80</u>	<u>499.80</u>
06817	OHIO MACHINERY CO.DBA OHIO CAT	RG175568	04-14-2020	2210.2620.5257		2,048.82	2,048.82
	VEHICLE REPAIRS - PUBLIC SERVICES			2210.2620.5257		<u>2,048.82</u>	<u>2,048.82</u>
	STREET FUND			2210		5,302.44	12,548.62
05519	Nichols	RG175593	04-20-2020	2230.2120.5242		243.55	243.55
03252	COUNTRYSIDE TRUCK SERVICE INC.	RG175635	04-29-2020	2230.2120.5242		186.28	186.28
07475	APPLE INC.	RG175750	05-22-2020	2230.2120.5242		1,996.00	1,996.00
	OPERATING SUPPLIES			2230.2120.5242		<u>2,425.83</u>	<u>2,425.83</u>
07321	INTERSTATE TOWING	RG175633	04-29-2020	2230.2120.5243		275.00	275.00
	REPAIR & MAINT - CONTRACTS			2230.2120.5243		<u>275.00</u>	<u>275.00</u>
07308	BOB SUMEREL TIRE COMPANY INC.	RG175618	04-29-2020	2230.2120.5254		2,169.00	2,169.00

Vend#	Name	Po / Vch	---Date---	Account	Project	Balance	Orig Encumbr
	TIRES AND REPAIR - FIRE/EMS			2230.2120.5254		2,169.00	2,169.00
	EC-EMS			2230		4,869.83	4,869.83
07518	ALL AMERICAN FIRE EQUIPMENT	RG173752	03-26-2019	2231.2120.5252		251.00	397.00
07855	United Fire Apparatus Corp	RG175021	12-31-2019	2231.2120.5252		14,064.00	34,775.00
	EQUIPMENT			2231.2120.5252		14,315.00	35,172.00
	FEMA GRANT FIRE			2231		14,315.00	35,172.00
02554	EAST CLEVELAND PARKS & REC	RG175184	01-28-2020	2260.2350.5246		7,560.00	40,320.00
	E. C. YOUTH SERVICES			2260.2350.5246		7,560.00	40,320.00
07280	3 D MOORE ENT.	RG174750	10-28-2019	2260.2410.5303		7,100.00	7,100.00
07280	3 D MOORE ENT.	RG174751	10-28-2019	2260.2410.5303		7,175.00	7,175.00
07280	3 D MOORE ENT.	RG174754	10-28-2019	2260.2410.5303		6,450.00	6,450.00
07287	EXPRESS DEVELOPERS CORP	RG174755	10-28-2019	2260.2410.5303		7,660.00	7,660.00
07198	ALPHA OMEGA CONSTRUCTION	RG174756	10-28-2019	2260.2410.5303		6,921.25	6,921.25
07287	EXPRESS DEVELOPERS CORP	RG174757	10-28-2019	2260.2410.5303		6,750.00	6,750.00
07280	3 D MOORE ENT.	RG174758	10-28-2019	2260.2410.5303		6,480.00	6,480.00
07287	EXPRESS DEVELOPERS CORP	RG174759	10-28-2019	2260.2410.5303		7,000.00	7,000.00
07198	ALPHA OMEGA CONSTRUCTION	RG174762	10-28-2019	2260.2410.5303		7,285.00	7,285.00
07287	EXPRESS DEVELOPERS CORP	RG174763	10-28-2019	2260.2410.5303		7,000.00	7,000.00
	HOUSING PAINT			2260.2410.5303		69,821.25	69,821.25
04758	CUYAHOGA COUNTY BD. OF HEALTH	RG174117	05-23-2019	2260.2410.5304		497.00	28,197.00
	LEAD ABATEMENT MATCH			2260.2410.5304		497.00	28,197.00
07287	EXPRESS DEVELOPERS CORP	RG174753	10-28-2019	2260.2410.5310		250.00	12,000.00
07280	3 D MOORE ENT.	RG174761	10-28-2019	2260.2410.5310		12,675.00	12,675.00
	EMERGENCY REPAIR PROGRAM			2260.2410.5310		12,925.00	24,675.00
01432	Staples Business Advantage	RG175662	05-06-2020	2260.2420.5241		395.95	395.95
07440	INDEPENDENCE BUSINESS SUPPLY	RG175663	05-06-2020	2260.2420.5241		299.90	299.90
07440	INDEPENDENCE BUSINESS SUPPLY	RG175663	05-20-2020	2260.2420.5241		15.10	15.10
	OFFICE SUPPLIES - ADMIN			2260.2420.5241		710.95	710.95
02977	CDW GOVERNMENT, INC.	RG175669	05-06-2020	2260.2420.5252		2,106.94	2,106.94
	EQUIPMENT - ADMIN			2260.2420.5252		2,106.94	2,106.94
07284	AMERICAN COPY EQUIPMENT INC.	RG174687	10-09-2019	2260.2420.5350		1,000.00	1,000.00
07284	AMERICAN COPY EQUIPMENT INC.	RG174687	11-26-2019	2260.2420.5350		-1,000.00	-1,000.00
07284	AMERICAN COPY EQUIPMENT INC.	RG174687	11-26-2019	2260.2420.5350		579.77	800.00

Vend#	Name	Po / Vch	---Date---	Account	Project	Balance	Orig Encumbr
	CAPITAL LEASES - ADMIN			2260.2420.5350		579.77	800.00
06092	GUARDIAN EQUITY SERVICES LLC	RG172159	06-01-2018	2260.2620.5235		25.00	10,000.00
06092	GUARDIAN EQUITY SERVICES LLC	RG175617	04-29-2020	2260.2620.5235		7,750.00	10,000.00
	DEMOLITION - PUBLIC SERVICES			2260.2620.5235		7,775.00	20,000.00
06338	VANDRA BROTHERS CONSTRUCTION	RG174567	09-13-2019	2260.2620.5239		25,569.88	334,436.00
06338	VANDRA BROTHERS CONSTRUCTION	RG175273	02-13-2020	2260.2620.5239		16,848.67	561,305.00
	STREET RESURFACING - PUBLIC SERVICES			2260.2620.5239		42,418.55	895,741.00
	COMMUNITY DEVELOPMENT FUND			2260		144,394.46	1,082,372.14
07475	APPLE INC.	RG175749	05-22-2020	2269.2730.5239		7,274.00	5,376.00
	OTHER			2269.2730.5239		7,274.00	5,376.00
	COMPUTER LEGALIZE FEES			2269		7,274.00	5,376.00
00313	AT&T	RG175154	01-23-2020	2275.2265.5283		1,931.11	3,017.19
00314	AT&T	RG175155	01-23-2020	2275.2265.5283		297.43	467.39
	TELEPHONE			2275.2265.5283		2,228.54	3,484.58
	VOCA			2275		2,228.54	3,484.58
07287	EXPRESS DEVELOPERS CORP	RG172164	06-06-2018	2289.2260.5304		39,525.00	39,525.00
	HOME OWNER/REHAB			2289.2260.5304		39,525.00	39,525.00
	HOME - PROGRAM 99			2289		39,525.00	39,525.00
07395	PROFESSIONAL ELECTRIC PRODUCT	RG174786	10-30-2019	4415.2130.5252		1,218.75	9,680.86
	STREET LIGHTING EQUIPMENT			4415.2130.5252		1,218.75	9,680.86
07895	Envirochemical Inc	RG175717	05-18-2020	4415.2542.5251		12,836.00	12,836.00
	SERVICE DEPT EQUIPMENT			4415.2542.5251		12,836.00	12,836.00
07106	NORTH EAST OHIO HEATING &	RG174785	10-30-2019	4415.2542.5253		9,700.00	24,700.00
	CAPITAL IMPROVEMENTS			4415.2542.5253		9,700.00	24,700.00
07106	NORTH EAST OHIO HEATING &	RG175560	04-14-2020	4415.2700.5253		13,700.00	28,700.00
07894	Rayhaven Group Inc	RG175707	05-18-2020	4415.2700.5253		4,095.00	4,095.00

Vend#	Name	Po / Vch	---Date---	Account	Project	Balance	Orig Encumbr
	CAPITAL IMPROVEMENTS			4415.2700.5253		17,795.00	32,795.00
	PERMANENT IMPROVEMENT FUND			4415		41,549.75	80,011.86
Grand Totals						=====	=====
						503,922.69	1,688,838.21