

CITY OF EAST CLEVELAND

MONTH END REPORT

March 2020



Presented to Council by:

Brandon L. King, Mayor

Prepared by:

**Charles Iyahan
Director of Finance**

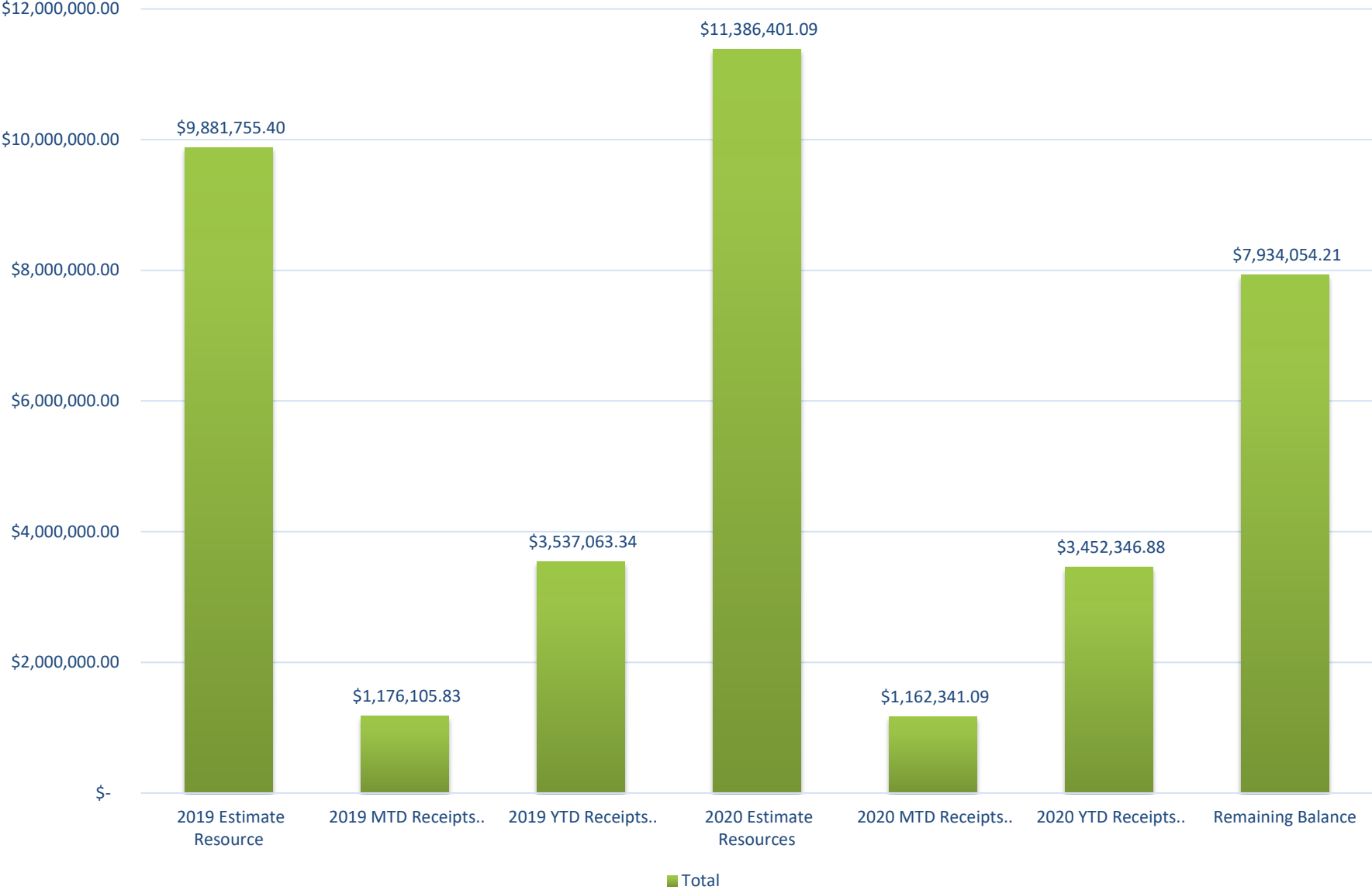
The City of East Cleveland

Comparison Charts

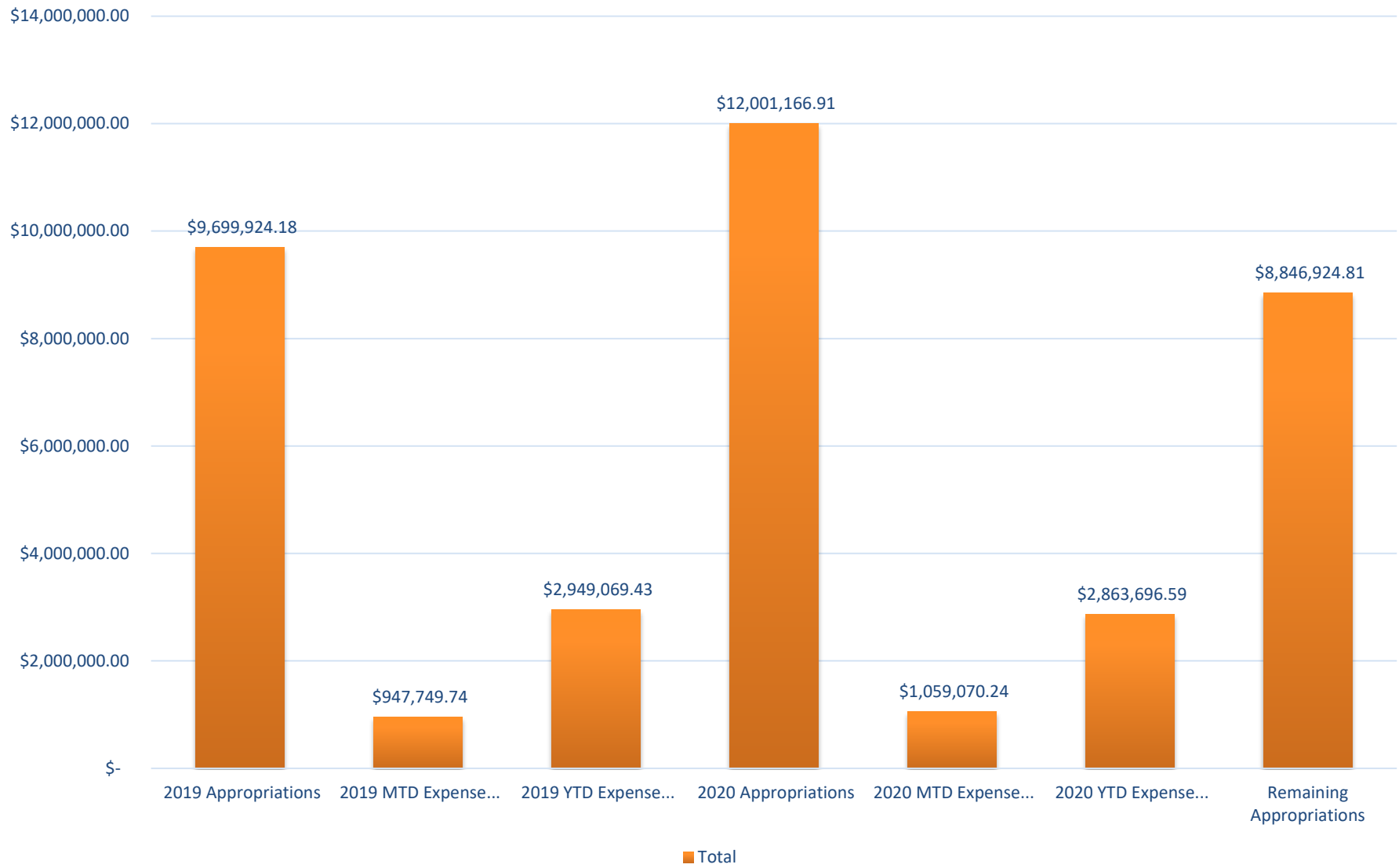
For Period Ending
3/31/2020

Source of Information
Finance Department
Financial Management System

General Fund Revenue March 2019 and March 2020 Comparison











General Fund Expenses March 2019 and March 2020 Comparision



City of East Cleveland

General Fund YTD Revenues Compared to Estimated Resources as of March 31, 2020

	Estimated Revenues	Year to Date Revenues	Exceeds (Deficient)			
			Percentage of Revenues to Est. Resources	Amount		
				Percentage		
Income Taxes	\$ 4,724,999.99	\$ 1,293,092.81	⊗	27%	\$ 111,842.81	 2%
Property Taxes/Spec Assessments	\$ 1,161,841.82	\$ 641,255.42	⊙	55%	\$ 350,794.97	 30%
Local Govt Fund	\$ 1,430,764.47	\$ 479,934.74	⚠	34%	\$ 122,243.62	 9%
Building Permits and Housing Fees	\$ 250,992.64	\$ 106,587.84	⚠	42%	\$ 43,839.68	 17%
Court Fines and Fees	\$ 677,773.21	\$ 201,750.90	⊗	30%	\$ 32,307.60	 5%
Refuse Fees	\$ 772,000.00	\$ 200,409.91	⊗	26%	\$ 7,409.91	 1%
Automated Traffic Enforcement	\$ 1,863,841.18	\$ 336,122.79	⊗	18%	\$ (129,837.51)	 -7%
Other	\$ 504,187.78	\$ 193,192.47	⚠	38%	\$ 67,145.53	 13%
Totals	\$ 11,386,401.09	\$ 3,452,346.88		30%	\$ 605,746.61	5%

City of East Cleveland

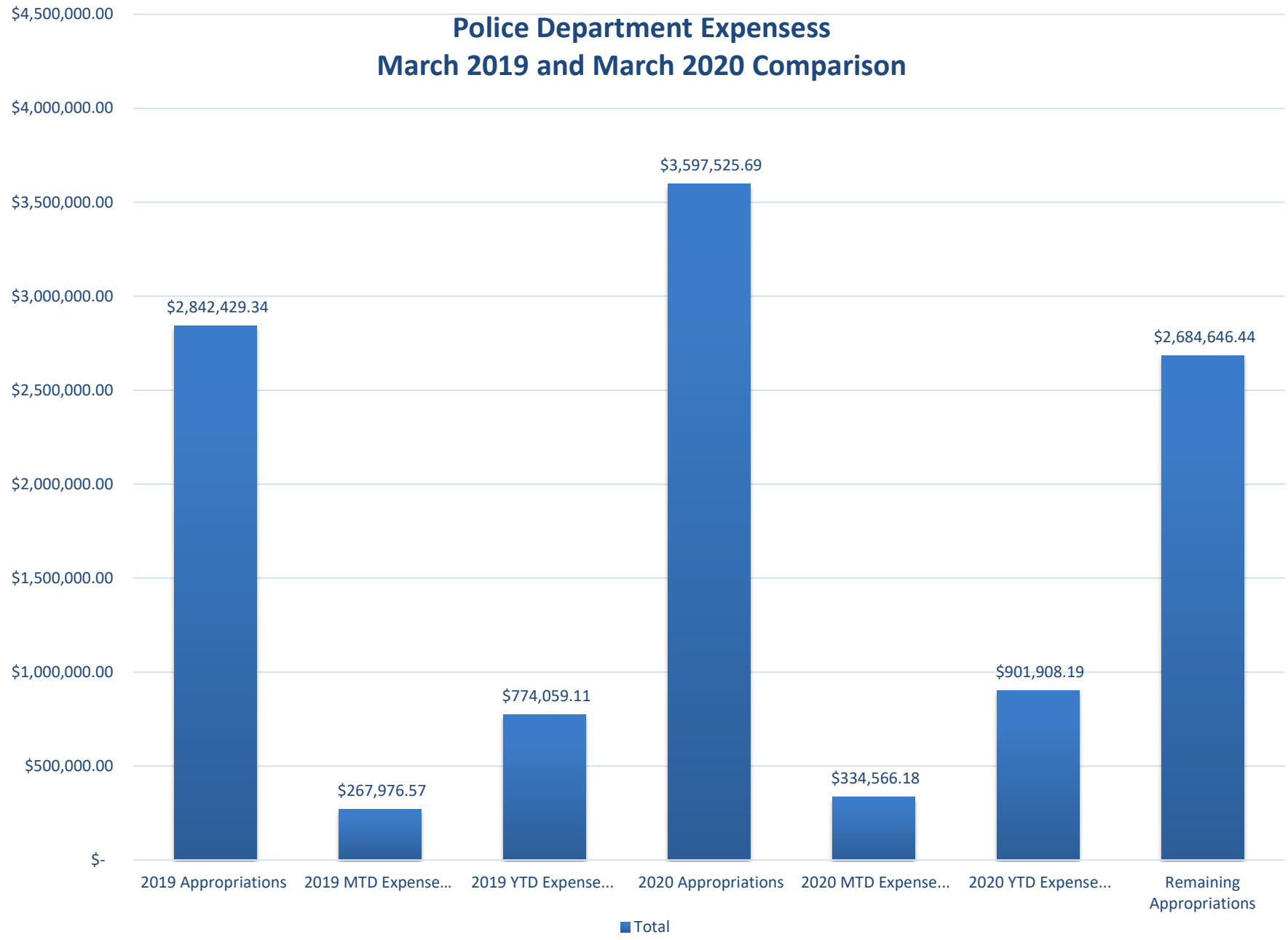
YTD Expenses Compared to Appropriations

as of March 31, 2020

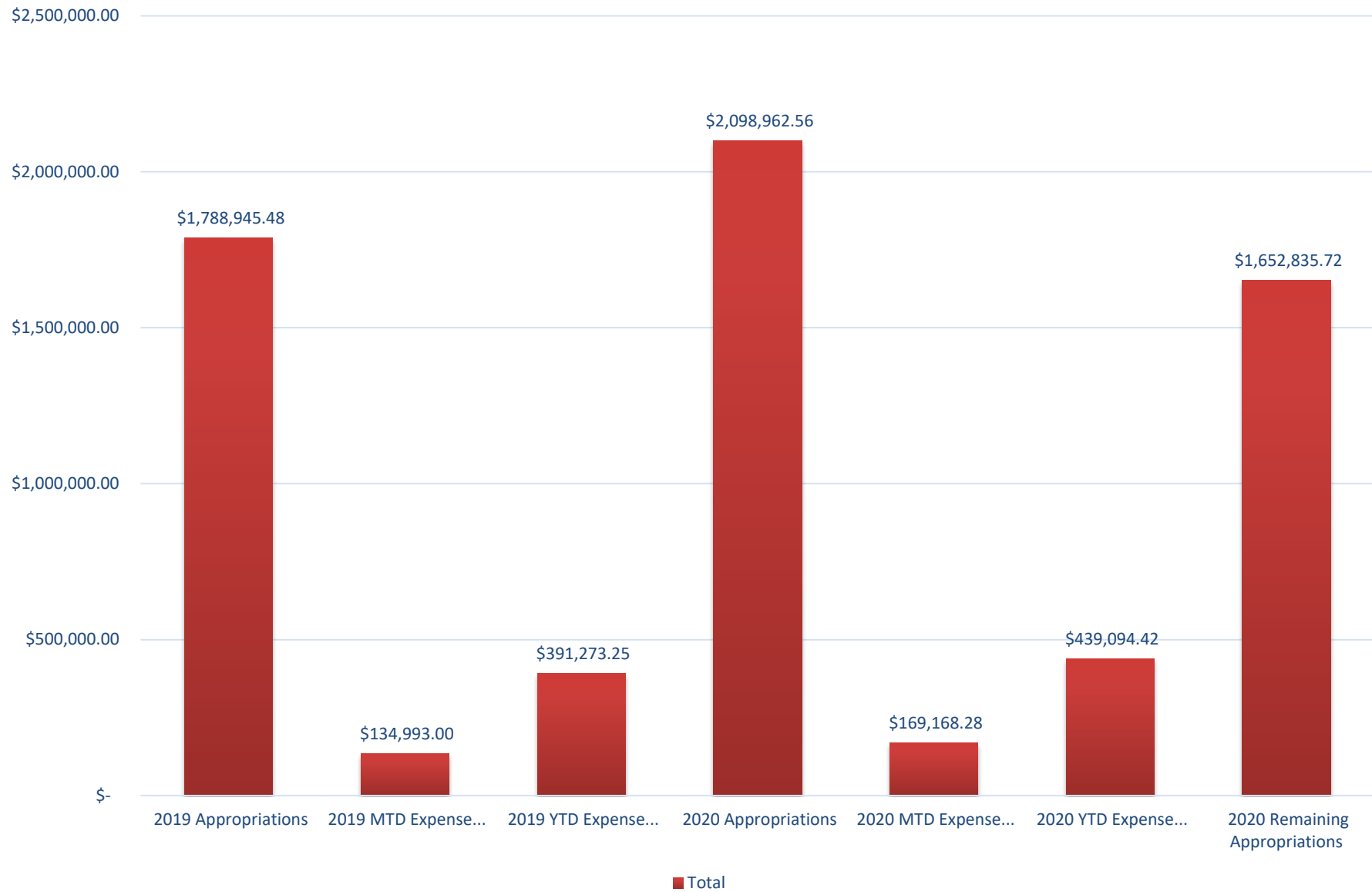
	Appropriations	Year to Date Expenses	Percentage of Appropriations to Expenses	Exceeds (Deficient)	
				Amount	Percentage
1110 General Fund	\$12,001,166.91	\$ 2,863,696.59	✓ 24%	\$ (136,595.14)	-1%
2210 Street Fund	\$778,530.00	\$ 219,662.49	⚠ 28%	\$ 25,029.99	3%
2230 EMS	\$784,348.34	\$ 164,513.28	✓ 21%	\$ (31,573.81)	-4%
4415 Permanent Improvement *	\$611,269.74	\$ 249,827.28	✗ 41%	\$ 97,009.85	16%
Totals	\$14,175,314.99	\$ 3,497,699.64	25%	\$ (46,129.11)	0%

*Includes payments of prior year encumbrances

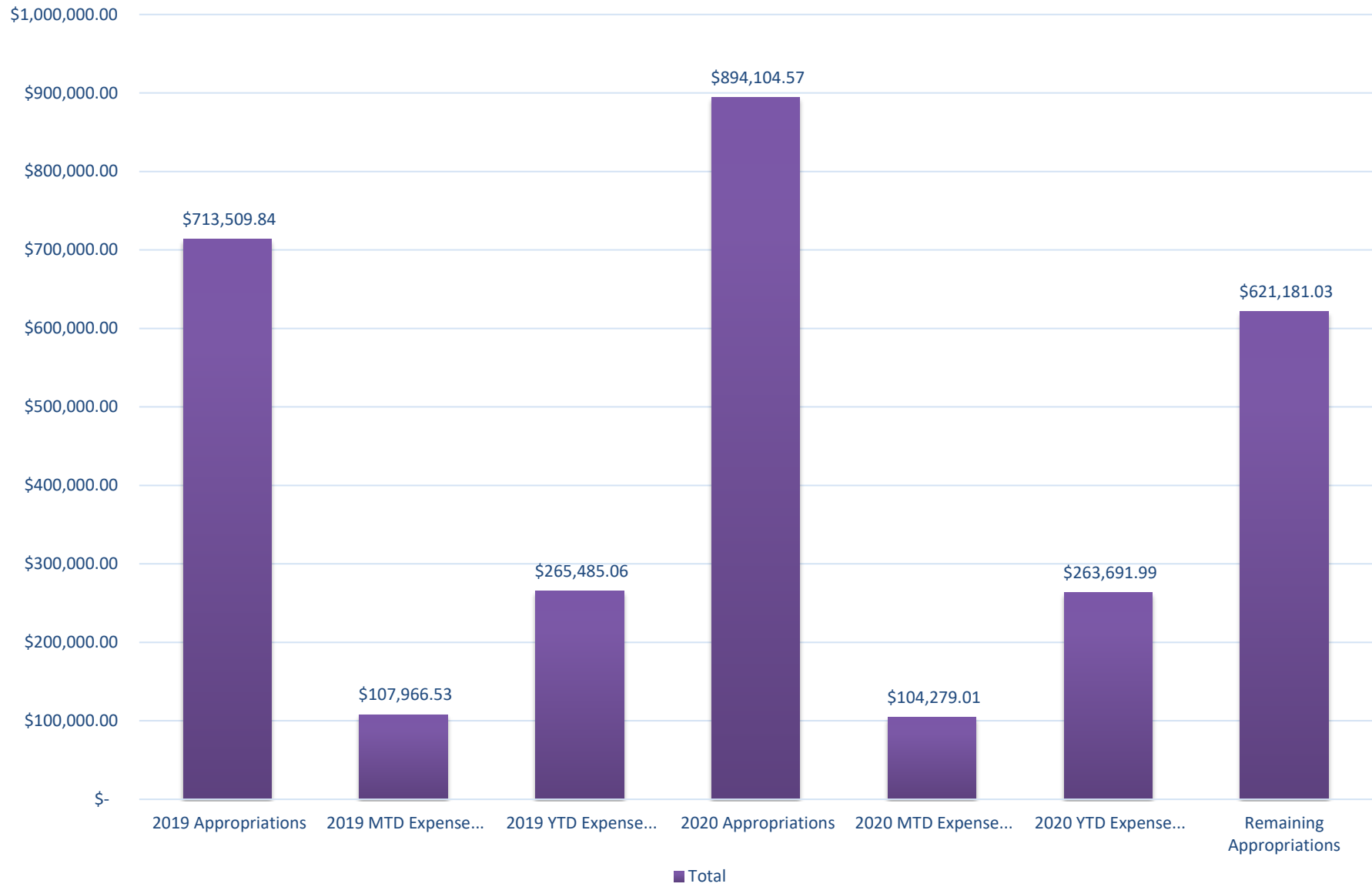
Police Department Expenses March 2019 and March 2020 Comparison



Fire Department March 2019 and March 2020 Comparision



Service Department Expenses March 2019 and March 2020 Comparison



City of East Cleveland
YTD Expenses Compared to Appropriations by Department
as of March 31, 2020

	Appropriations	Year to Date Expenses	Exceeds (Deficient)		
			Percentage of Appropriations to Expenses	Amount	Percentage
Police Department	\$ 3,597,525.69	\$ 901,908.19	⊗ 25%	\$ 2,526.77	0%
Fire Department	\$ 2,098,962.56	\$ 439,094.42	⊙ 21%	\$ (85,646.22)	-4%
Street Lighting	\$ 221,172.40	\$ 48,398.28	⊙ 22%	\$ (6,894.82)	-3%
Parks & Recs Department	\$ 141,847.04	\$ 59,952.09	⊗ 42%	\$ 24,490.33	17%
Housing Department	\$ 94,279.09	\$ 26,217.21	⊗ 28%	\$ 2,647.44	3%
Service Department (General Fund)	\$ 115,574.57	\$ 44,029.50	⊗ 38%	\$ 15,135.86	13%
Refuse Collection Fee	\$ 1,204,000.00	\$ 270,707.19	⊙ 22%	\$ (30,292.81)	-3%
Transfers	\$ 639,926.16	\$ 97,477.14	⊙ 15%	\$ (62,504.40)	-10%
Mayor's Office	\$ 355,471.31	\$ 55,611.44	⊙ 16%	\$ (33,256.39)	-9%
Law Department	\$ 265,716.10	\$ 103,250.46	⊗ 39%	\$ 36,821.44	14%
Central Services	\$ 1,986,889.65	\$ 548,029.40	⊗ 28%	\$ 51,306.99	3%
Building & Engineering	\$ 38,949.14	\$ 7,741.00	⊙ 20%	\$ (1,996.29)	-5%
City Council	\$ 152,516.98	\$ 31,920.41	⊙ 21%	\$ (6,208.84)	-4%
EC Municipal Court	\$ 638,559.06	\$ 134,757.92	⊙ 21%	\$ (24,881.85)	-4%
Finance Department	\$ 326,649.06	\$ 68,787.65	⊙ 21%	\$ (12,874.62)	-4%
Civil Service Commission	\$ 3,197.62	\$ 734.30	⊙ 23%	\$ (65.11)	-2%
IT Department	\$ 69,116.71	\$ 13,191.20	⊙ 19%	\$ (4,087.98)	-6%
HR Department	\$ 50,813.77	\$ 11,888.79	⊙ 23%	\$ (814.65)	-2%
Totals	\$ 12,001,166.91	\$ 2,863,696.59	24%	\$ (136,595.14)	-1%

The City of East Cleveland

Month-to-Date

Fund Report

For Period Ending

3/31/2020

Source of Information

Finance Department

Financial Management System

Fund Description.....	Beg Mo Bal....	Mtd Receipts..	Mtd Expenses..	Unexp bal....	Encumbrances..	Unenc bal.....
1110 GENERAL FUND	1,832,117.87	1,162,341.09	1,059,070.24	1,935,388.72	289,760.60	1,645,628.12
1120 RESERVE FIRE LOSS	309,552.02	0.00	0.00	309,552.02	0.00	309,552.02
1122 RESERVE GEN LIAB	213.89	0.00	0.00	213.89	0.00	213.89
1124 RESERVE MOTOR VEH LIAB	865,246.82	0.00	0.00	865,246.82	0.00	865,246.82
1126 RESERVE POL FIRE PEN	8.45	0.00	0.00	8.45	0.00	8.45
2210 STREET FUND	-46,703.63	46,886.00	85,497.05	-85,314.68	9,231.55	-94,546.23
2212 POLICE PENSION	20,591.98	1,239.39	0.00	21,831.37	0.00	21,831.37
2213 FIRE PENSION	21,278.63	1,239.42	0.00	22,518.05	0.00	22,518.05
2215 RENTAL REGISTRATION	56,900.00	28,100.00	6,500.00	78,500.00	0.00	78,500.00
2230 EC-EMS	122,697.88	84,205.11	51,931.85	154,971.14	0.00	154,971.14
2231 FEMA GRANT FIRE	-505,755.82	134,049.02	85,613.45	-457,320.25	24,951.00	-482,271.25
2255 SPECIAL PROJECTS COURT	441,986.28	7,337.77	2,290.50	447,033.55	0.00	447,033.55
2256 ALCOHOL AND DRUG TREATMENT CRT	43,587.69	514.50	0.00	44,102.19	0.00	44,102.19
2257 Indigent Drivers Alcohol Treat	10,788.80	0.00	0.00	10,788.80	0.00	10,788.80
2260 COMMUNITY DEVELOPMENT FUND	-19,546.79	117,083.61	94,776.16	2,760.66	700,234.04	-697,473.38
2261 SPG 33	4,504.13	0.00	0.00	4,504.13	0.00	4,504.13
2262 SPG507	-53,833.17	0.00	0.00	-53,833.17	0.00	-53,833.17
2269 COMPUTER LEGALIZE FEES	107,982.26	5,041.01	0.00	113,023.27	650.00	112,373.27
2273 NSP -1	577.63	0.00	0.00	577.63	0.00	577.63
2275 VOCA	7,136.12	0.00	11,559.86	-4,423.74	6,401.75	-10,825.49
2277 NSP - 3	31,223.05	0.00	0.00	31,223.05	0.00	31,223.05
2279 C.O.P.S UNIVERSAL	0.00	0.00	0.00	0.00	0.00	0.00
2284 BLOCK GRANT 97	12,205.44	0.00	0.00	12,205.44	0.00	12,205.44
2285 CITY PROBATION SERVICES FUND	134,546.54	6,293.20	1,836.80	139,002.94	0.00	139,002.94
2289 HOME - PROGRAM 99	18,779.00	0.00	2,633.15	16,145.85	39,525.00	-23,379.15
2290 JAG GRANT (POLICE)	13,916.37	0.00	0.00	13,916.37	0.00	13,916.37
2296 SCHOOL RESOURCE OFFICERS	-17,233.54	0.00	8,268.73	-25,502.27	0.00	-25,502.27
2297 Drug Use Prevention	40,890.00	0.00	0.00	40,890.00	0.00	40,890.00
2298 LAW ENFORCEMENT TRUST	25,886.84	0.00	305.23	25,581.61	0.00	25,581.61
2299 FEDERAL ASSET FORFEITURE	4,736.60	0.01	0.00	4,736.61	0.00	4,736.61
3310 BOND RETIREMENT FUND	48,738.57	0.00	0.00	48,738.57	0.00	48,738.57
4415 PERMANENT IMPROVEMENT FUND	115,977.22	8,267.85	15,000.00	109,245.07	12,658.75	96,586.32
5510 WATER FUND	1,138.62	0.00	0.00	1,138.62	0.00	1,138.62
5520 SEWER FUND	2,826.67	18,149.34	0.00	20,976.01	0.00	20,976.01
5530 WATER-CAPITAL IMPROVEMENT FUND	22,678.94	0.00	0.00	22,678.94	0.00	22,678.94
7721 MISCELLANEOUS DEPOSITS	1,983.24	0.00	25.00	1,958.24	0.00	1,958.24
7734 EMPLOYEE WITHHOLDINGS	61,113.68	76,742.16	77,903.42	59,952.42	0.00	59,952.42
7735 Self Insured Healthcare	622,251.67	114,300.73	101,498.33	635,054.07	0.00	635,054.07
***	4,360,989.95	1,811,790.21	1,604,709.77	4,568,070.39	1,083,412.69	3,484,657.70

The City of East Cleveland

Year-to-Date
Fund Report
For Period Ending
3/31/2020

Source of Information
Finance Department
Financial Management System

Fund Description.....	Beg Yr Bal....	Ytd Receipts..	Ytd Expenses..	Unexp bal....	Encumbrances..	Unenc bal.....
1110 GENERAL FUND	1,346,738.43	3,452,346.88	2,863,696.59	1,935,388.72	289,760.60	1,645,628.12
1120 RESERVE FIRE LOSS	305,552.02	4,000.00	0.00	309,552.02	0.00	309,552.02
1122 RESERVE GEN LIAB	213.89	0.00	0.00	213.89	0.00	213.89
1124 RESERVE MOTOR VEH LIAB	865,246.82	0.00	0.00	865,246.82	0.00	865,246.82
1126 RESERVE POL FIRE PEN	8.45	0.00	0.00	8.45	0.00	8.45
2210 STREET FUND	3,688.36	130,659.45	219,662.49	-85,314.68	9,231.55	-94,546.23
2212 POLICE PENSION	8,591.98	13,239.39	0.00	21,831.37	0.00	21,831.37
2213 FIRE PENSION	9,278.63	13,239.42	0.00	22,518.05	0.00	22,518.05
2215 RENTAL REGISTRATION	0.00	90,500.00	12,000.00	78,500.00	0.00	78,500.00
2230 EC-EMS	141,065.93	178,418.49	164,513.28	154,971.14	0.00	154,971.14
2231 FEMA GRANT FIRE	-181,055.10	155,612.02	431,877.17	-457,320.25	24,951.00	-482,271.25
2255 SPECIAL PROJECTS COURT	439,633.44	12,432.61	5,032.50	447,033.55	0.00	447,033.55
2256 ALCOHOL AND DRUG TREATMENT CRT	42,842.69	1,259.50	0.00	44,102.19	0.00	44,102.19
2257 Indigent Drivers Alcohol Treat	10,788.80	0.00	0.00	10,788.80	0.00	10,788.80
2260 COMMUNITY DEVELOPMENT FUND	-30,341.89	495,590.51	462,487.96	2,760.66	700,234.04	-697,473.38
2261 SPG 33	4,504.13	0.00	0.00	4,504.13	0.00	4,504.13
2262 SPG507	31,392.22	0.00	85,225.39	-53,833.17	0.00	-53,833.17
2269 COMPUTER LEGALIZE FEES	104,581.29	14,862.61	6,420.63	113,023.27	650.00	112,373.27
2273 NSP -1	577.63	0.00	0.00	577.63	0.00	577.63
2275 VOCA	7,967.86	24,324.08	36,715.68	-4,423.74	6,401.75	-10,825.49
2277 NSP - 3	31,223.05	0.00	0.00	31,223.05	0.00	31,223.05
2279 C.O.P.S UNIVERSAL	0.00	0.00	0.00	0.00	0.00	0.00
2284 BLOCK GRANT 97	12,205.44	0.00	0.00	12,205.44	0.00	12,205.44
2285 CITY PROBATION SERVICES FUND	127,243.83	17,569.51	5,810.40	139,002.94	0.00	139,002.94
2289 HOME - PROGRAM 99	20,991.56	7,144.50	11,990.21	16,145.85	39,525.00	-23,379.15
2290 JAG GRANT (POLICE)	13,916.37	0.00	0.00	13,916.37	0.00	13,916.37
2296 SCHOOL RESOURCE OFFICERS	0.00	2,300.35	27,802.62	-25,502.27	0.00	-25,502.27
2297 Drug Use Prevention	40,890.00	0.00	0.00	40,890.00	0.00	40,890.00
2298 LAW ENFORCEMENT TRUST	32,067.22	0.00	6,485.61	25,581.61	0.00	25,581.61
2299 FEDERAL ASSET FORFEITURE	4,736.58	0.03	0.00	4,736.61	0.00	4,736.61
3310 BOND RETIREMENT FUND	0.00	97,477.14	48,738.57	48,738.57	0.00	48,738.57
4415 PERMANENT IMPROVEMENT FUND	270,804.50	88,267.85	249,827.28	109,245.07	12,658.75	96,586.32
5510 WATER FUND	1,138.62	0.00	0.00	1,138.62	0.00	1,138.62
5520 SEWER FUND	2,826.67	18,149.34	0.00	20,976.01	0.00	20,976.01
5530 WATER-CAPITAL IMPROVEMENT FUND	22,678.94	0.00	0.00	22,678.94	0.00	22,678.94
7721 MISCELLANEOUS DEPOSITS	1,983.24	0.00	25.00	1,958.24	0.00	1,958.24
7734 EMPLOYEE WITHHOLDINGS	60,902.02	231,162.48	232,112.08	59,952.42	0.00	59,952.42
7735 Self Insured Healthcare	597,427.75	271,612.28	233,985.96	635,054.07	0.00	635,054.07
***	4,352,311.37	5,320,168.44	5,104,409.42	4,568,070.39	1,083,412.69	3,484,657.70