

CITY OF EAST CLEVELAND

MONTH END REPORT

November 30, 2019



Presented to Council by:

Brandon L. King, Mayor

Prepared by:

Charles Iyahan
Director of Finance

The City of East Cleveland

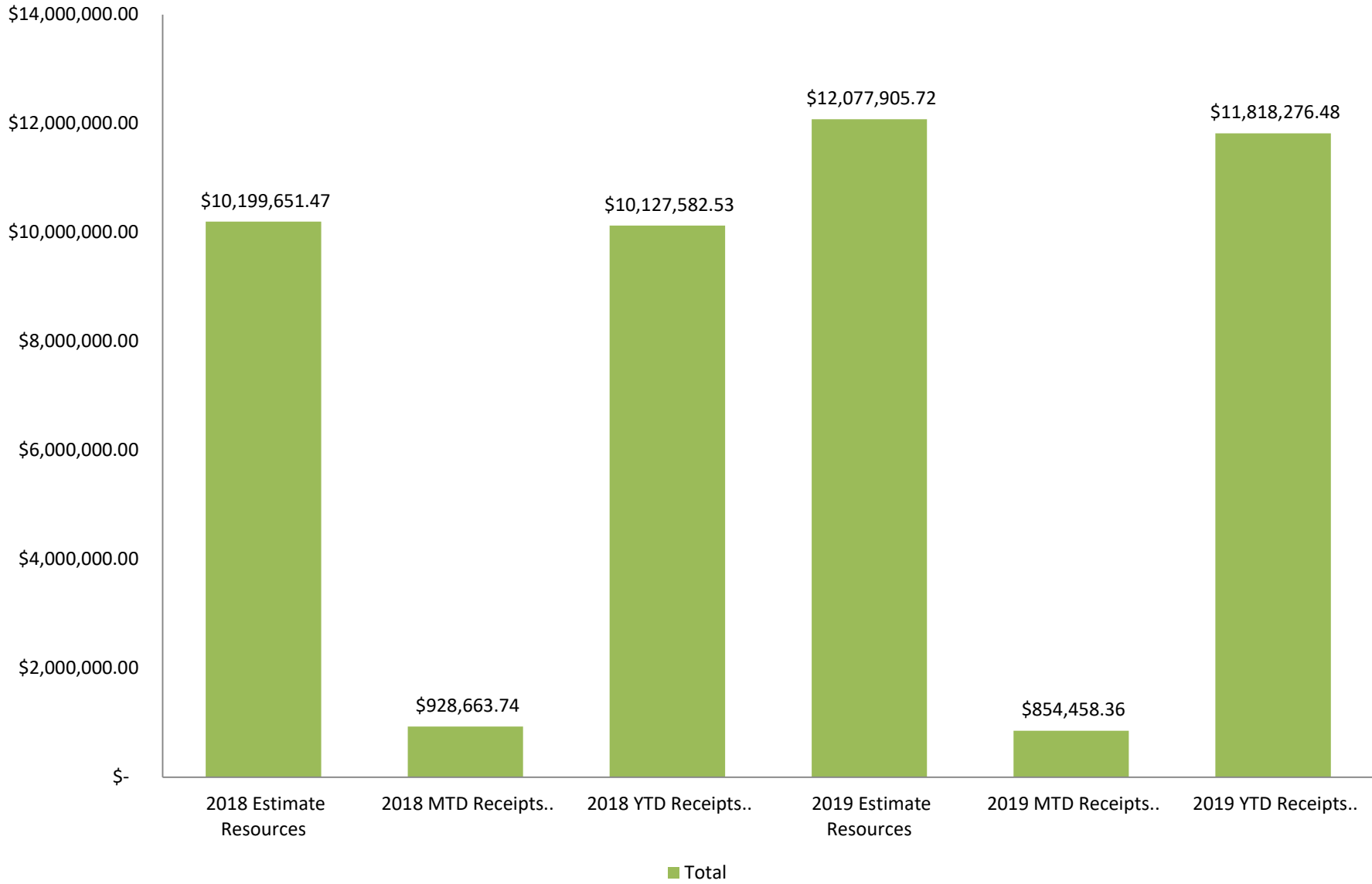
Comparison Charts

For Period Ending
11/30/2019

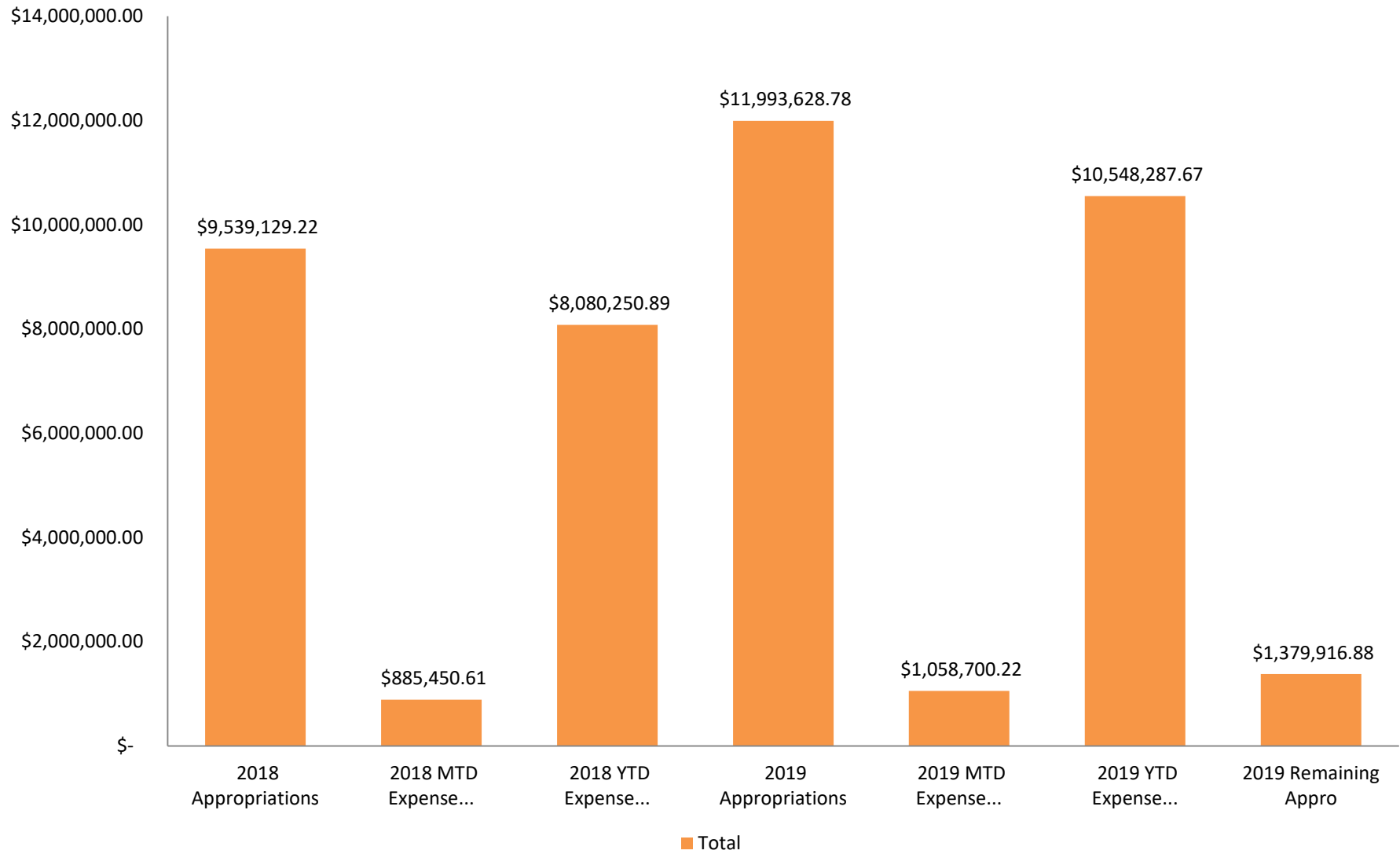
Source of Information
Finance Department
Financial Management System

General Fund Revenue

November 2018 and November 2019 Comparison



General Fund Expenses November 2018 and November 2019



City of East Cleveland

General Fund YTD Revenues Compared to Estimated Resources

as of November 30, 2019

	Estimated Revenues	Year to Date Revenues	Exceeds (Deficient)		
			Percentage of Revenues to Est. Resources	Amount	Percentage
Income Taxes	\$ 5,021,063.99	\$ 4,411,560.80	88%	\$ (191,047.72)	-4%
Property Taxes/Spec Assessments	\$ 990,365.02	\$ 1,352,971.01	137%	\$ 445,143.01	45%
Local Govt Fund	\$ 1,786,965.00	\$ 1,752,457.12	98%	\$ 114,417.78	6%
Building Permits and Housing Fees	\$ 435,992.64	\$ 442,259.26	101%	\$ 42,602.25	10%
Court Fines and Fees	\$ 647,773.21	\$ 665,722.87	103%	\$ 71,935.08	11%
Refuse Fees	\$ 772,000.00	\$ 771,486.28	100%	\$ 63,824.76	8%
Automated Traffic Enforcement	\$ 1,885,229.00	\$ 1,695,863.68	90%	\$ (32,250.34)	-2%
Other	\$ 538,516.86	\$ 725,955.46	135%	\$ 232,318.60	43%
Totals	\$ 12,077,905.72	\$ 11,818,276.48	98%	\$ 746,943.42	6%

City of East Cleveland

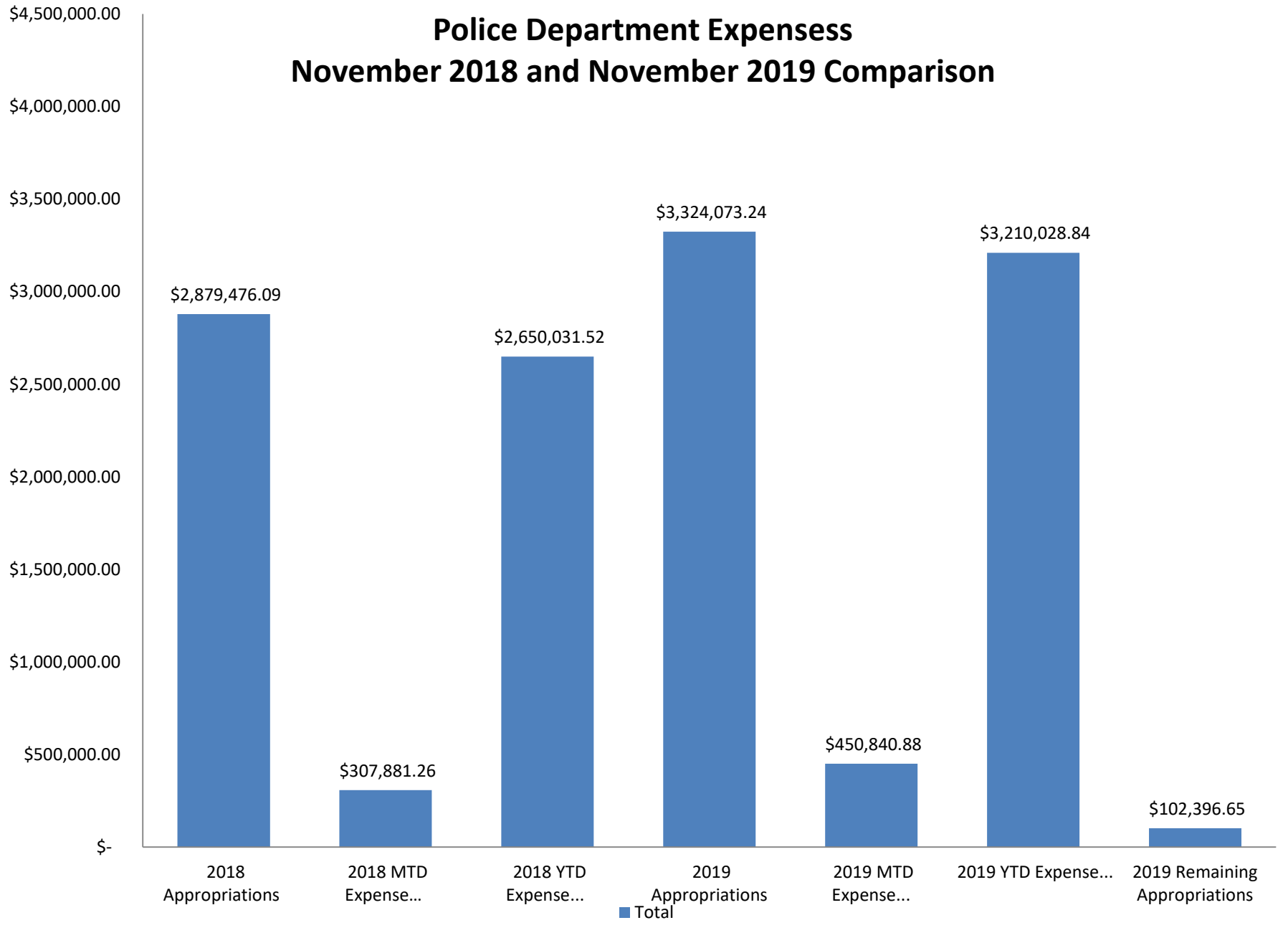
YTD Expenses Compared to Appropriations

as of November 30, 2019

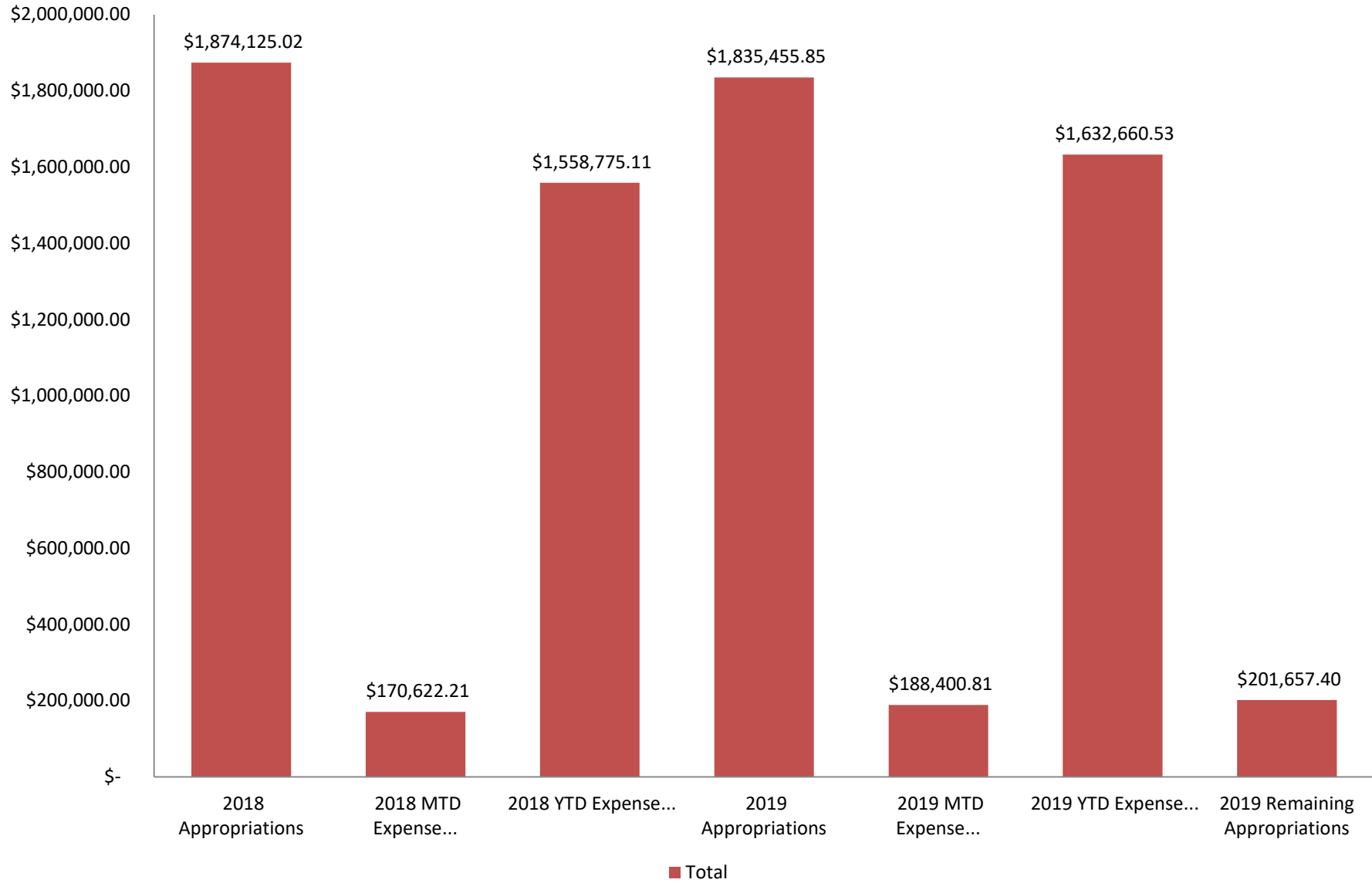
	Appropriations	Year to Date Expenses	Exceeds (Deficient)		
			Percentage of Appropriations to Expenses	Amount	Percentage
1110 General Fund	\$11,993,628.78	\$ 10,548,287.67	88%	\$ (445,792.09)	-4%
2210 Street Fund	\$734,607.19	\$ 675,090.88	92%	\$ 1,705.85	0%
2230 EMS	\$738,944.51	\$ 620,173.18	84%	\$ (57,187.69)	-8%
4415 Permanent Improvement *	\$767,231.64	\$ 526,803.61	69%	\$ (176,486.95)	-23%
Totals	\$ 14,234,412.12	\$ 12,370,355.34	87%	\$ (677,760.87)	-5%

*Includes payments of prior year encumbrances

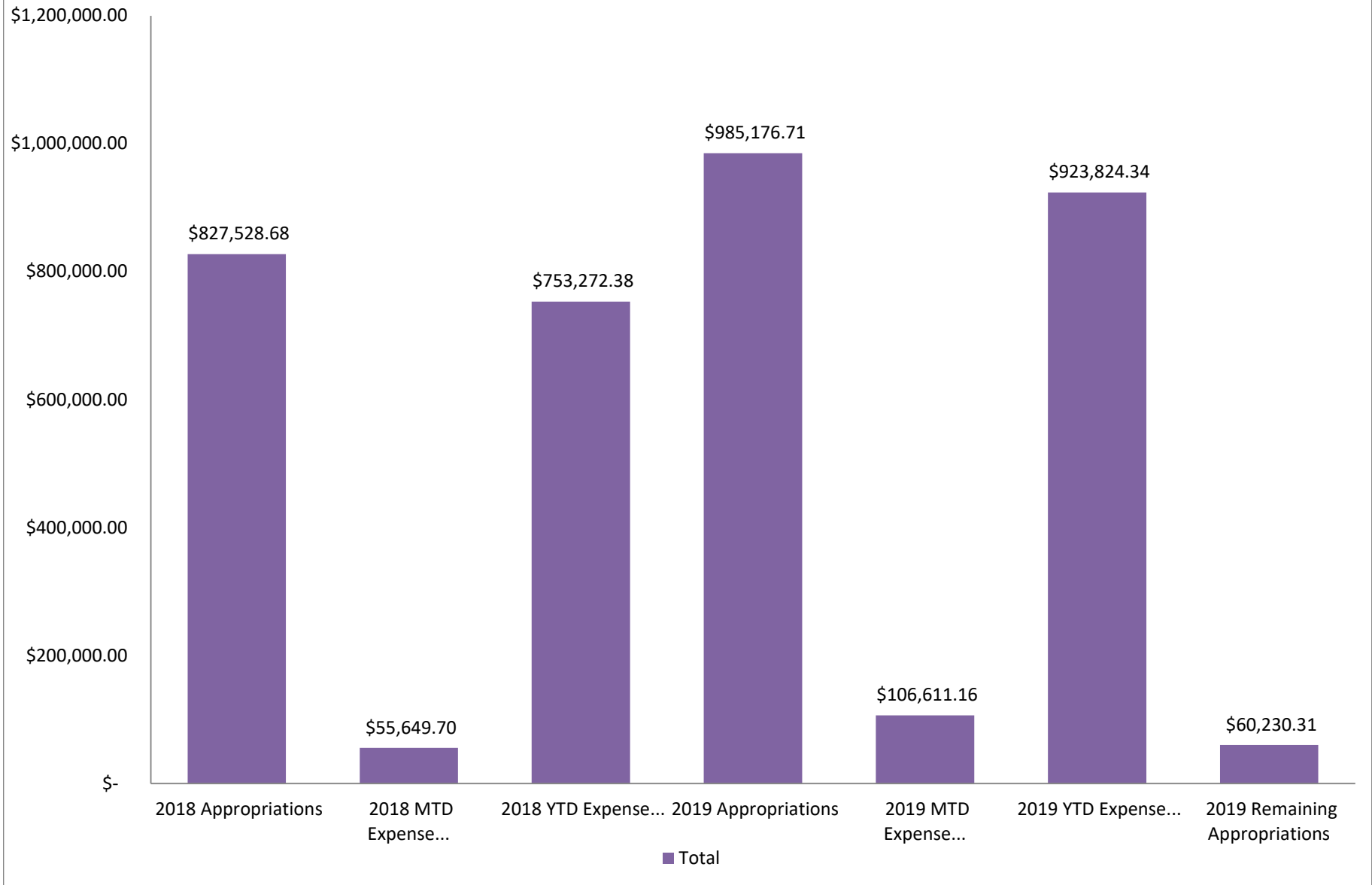
Police Department Expenses November 2018 and November 2019 Comparison





















Fire Department Expenses November 2018 and November 2019 Comparison



Service Department Expenses November 2018 and November 2019 Comparison



City of East Cleveland
YTD Expenses Compared to Appropriations by Department
as of November 30, 2019

	Appropriations	Year to Date Expenses	Exceeds (Deficient)			
			Percentage of Appropriations to Expenses	Amount	Percentage	
Police Department	\$ 3,324,073.24	\$ 3,210,028.84	⊗ 97%	\$ 162,983.86		5%
Fire Department	\$ 1,835,455.85	\$ 1,632,660.53	⊙ 89%	\$ (49,828.43)		-3%
Street Lighting	\$ 221,172.40	\$ 191,854.98	⊙ 87%	\$ (10,884.91)		-5%
Parks & Recs Department	\$ 129,166.33	\$ 106,969.61	⊙ 83%	\$ (11,432.00)		-9%
Housing Department	\$ 130,611.49	\$ 95,692.00	⊙ 73%	\$ (24,034.33)		-18%
Service Department (General Fund)	\$ 250,569.52	\$ 248,733.46	⊗ 99%	\$ 19,046.40		8%
Refuse Collection Fee	\$ 1,204,000.00	\$ 1,011,253.08	⊙ 84%	\$ (92,405.56)		-8%
Transfers	\$ 948,212.05	\$ 369,952.76	⊙ 39%	\$ (499,235.30)		-53%
Mayor's Office	\$ 251,588.75	\$ 196,298.73	⊙ 78%	\$ (34,322.61)		-14%
Law Department	\$ 228,315.65	\$ 239,553.30	⊗ 105%	\$ 30,265.48		13%
Central Services	\$ 2,306,803.94	\$ 2,233,851.77	⊗ 97%	\$ 119,296.87		5%
Building & Engineering	\$ 47,989.13	\$ 36,419.45	⊙ 76%	\$ (7,570.27)		-16%
City Council	\$ 149,721.52	\$ 121,993.06	⊙ 81%	\$ (15,250.67)		-10%
EC Municipal Court	\$ 561,494.27	\$ 506,371.47	⊙ 90%	\$ (8,327.87)		-1%
Finance Department	\$ 313,843.00	\$ 271,075.68	⊙ 86%	\$ (16,611.64)		-5%
Civil Service Commission	\$ 5,997.62	\$ 2,908.88	⊙ 49%	\$ (2,588.90)		-43%
IT Department	\$ 36,409.08	\$ 29,373.30	⊙ 81%	\$ (4,001.45)		-11%
HR Department	\$ 48,204.94	\$ 43,296.77	⊙ 90%	\$ (890.77)		-2%
Totals	\$ 11,993,628.78	\$ 10,548,287.67	88%	\$ (445,792.09)		-4%

The City of East Cleveland

Month-to-Date

Fund Report

For Period Ending

11/30/2019

Source of Information

Finance Department

Financial Management System

Fund Description.....	Beg Mo Bal....	Mtd Receipts..	Mtd Expenses..	Unexp bal.....	Encumbrances..	Unenc bal.....
1110 GENERAL FUND	1,849,193.41	854,458.36	1,058,700.22	1,644,951.55	63,116.49	1,581,835.06
1120 RESERVE FIRE LOSS	305,377.02	0.00	13,320.00	292,057.02	0.00	292,057.02
1122 RESERVE GEN LIAB	213.89	0.00	0.00	213.89	0.00	213.89
1124 RESERVE MOTOR VEH LIAB	865,246.82	0.00	0.00	865,246.82	0.00	865,246.82
1126 RESERVE POL FIRE PEN	8.45	0.00	0.00	8.45	0.00	8.45
2210 STREET FUND	-233,038.72	46,050.90	95,708.07	-282,695.89	0.00	-282,695.89
2212 POLICE PENSION	34,206.38	0.00	25,614.40	8,591.98	0.00	8,591.98
2213 FIRE PENSION	30,462.43	0.00	21,183.80	9,278.63	0.00	9,278.63
2215 RENTAL REGISTRATION	0.00	0.00	0.00	0.00	0.00	0.00
2230 EC-EMS	150,418.49	66,463.49	70,351.72	146,530.26	0.00	146,530.26
2231 FEMA GRANT FIRE	-202,459.74	48,746.74	56,769.96	-210,482.96	257,973.48	-468,456.44
2255 SPECIAL PROJECTS COURT	430,062.66	5,218.00	2,470.44	432,810.22	0.00	432,810.22
2256 ALCOHOL AND DRUG TREATMENT CRT	41,368.19	471.00	0.00	41,839.19	0.00	41,839.19
2257 Indigent Drivers Alcohol Treat	10,788.80	0.00	0.00	10,788.80	0.00	10,788.80
2260 COMMUNITY DEVELOPMENT FUND	1,147.07	424.91	17,012.93	-15,440.95	570,123.59	-585,564.54
2261 SPG 33	4,504.13	0.00	0.00	4,504.13	0.00	4,504.13
2262 SPG507	31,392.22	0.00	0.00	31,392.22	85,225.39	-53,833.17
2269 COMPUTER LEGALIZE FEES	104,765.11	4,352.00	7,425.86	101,691.25	0.00	101,691.25
2273 NSP -1	577.63	0.00	0.00	577.63	0.00	577.63
2275 VOCA	8,614.97	9,312.84	14,971.28	2,956.53	246.52	2,710.01
2277 NSP - 3	31,223.05	0.00	0.00	31,223.05	0.00	31,223.05
2279 C.O.P.S UNIVERSAL	513.71	0.00	0.00	513.71	0.00	513.71
2284 BLOCK GRANT 97	12,205.44	0.00	0.00	12,205.44	0.00	12,205.44
2285 CITY PROBATION SERVICES FUND	120,153.58	3,981.25	2,755.20	121,379.63	0.00	121,379.63
2289 HOME - PROGRAM 99	27,418.47	0.00	3,404.83	24,013.64	48,342.50	-24,328.86
2290 JAG GRANT (POLICE)	13,916.37	0.00	0.00	13,916.37	0.00	13,916.37
2296 SCHOOL RESOURCE OFFICERS	-12,972.19	0.00	27,332.29	-40,304.48	0.00	-40,304.48
2297 Drug Use Prevention	40,890.00	0.00	0.00	40,890.00	0.00	40,890.00
2298 LAW ENFORCEMENT TRUST	32,161.65	2.47	50.95	32,113.17	0.00	32,113.17
2299 FEDERAL ASSET FORFEITURE	4,736.56	0.01	0.00	4,736.57	0.00	4,736.57
3310 BOND RETIREMENT FUND	0.00	0.00	0.00	0.00	0.00	0.00
4415 PERMANENT IMPROVEMENT FUND	293,149.50	0.00	115,000.00	178,149.50	115,690.86	62,458.64
5510 WATER FUND	1,138.62	0.00	0.00	1,138.62	0.00	1,138.62
5520 SEWER FUND	2,826.67	0.00	0.00	2,826.67	0.00	2,826.67
5530 WATER-CAPITAL IMPROVEMENT FUND	22,678.94	0.00	0.00	22,678.94	0.00	22,678.94
7721 MISCELLANEOUS DEPOSITS	2,058.24	0.00	75.00	1,983.24	0.00	1,983.24
7734 EMPLOYEE WITHHOLDINGS	32,230.93	111,425.73	73,654.75	70,001.91	23,502.52	46,499.39
7735 Self Insured Healthcare	705,461.79	204,561.77	193,512.08	716,511.48	0.00	716,511.48
***	4,762,640.54	1,355,469.47	1,799,313.78	4,318,796.23	1,164,221.35	3,154,574.88

The City of East Cleveland

Year-to-Date
Fund Report
For Period Ending
11/30/2019

Source of Information
Finance Department
Financial Management System

Fund Description.....	Beg Yr Bal....	Ytd Receipts..	Ytd Expenses..	Unexp bal....	Encumbrances..	Unenc bal.....
1110 GENERAL FUND	374,962.74	11,818,276.48	10,548,287.67	1,644,951.55	63,116.49	1,581,835.06
1120 RESERVE FIRE LOSS	273,013.89	56,523.13	37,480.00	292,057.02	0.00	292,057.02
1122 RESERVE GEN LIAB	213.89	0.00	0.00	213.89	0.00	213.89
1124 RESERVE MOTOR VEH LIAB	865,246.82	0.00	0.00	865,246.82	0.00	865,246.82
1126 RESERVE POL FIRE PEN	8.45	0.00	0.00	8.45	0.00	8.45
2210 STREET FUND	1,068.06	391,326.93	675,090.88	-282,695.89	0.00	-282,695.89
2212 POLICE PENSION	7,759.18	52,061.60	51,228.80	8,591.98	0.00	8,591.98
2213 FIRE PENSION	22,060.08	29,586.15	42,367.60	9,278.63	0.00	9,278.63
2215 RENTAL REGISTRATION	0.00	0.00	0.00	0.00	0.00	0.00
2230 EC-EMS	94,073.64	672,629.80	620,173.18	146,530.26	0.00	146,530.26
2231 FEMA GRANT FIRE	-125,506.73	485,087.20	570,063.43	-210,482.96	257,973.48	-468,456.44
2255 SPECIAL PROJECTS COURT	542,789.90	44,666.17	154,645.85	432,810.22	0.00	432,810.22
2256 ALCOHOL AND DRUG TREATMENT CRT	38,290.19	3,549.00	0.00	41,839.19	0.00	41,839.19
2257 Indigent Drivers Alcohol Treat	10,241.31	547.49	0.00	10,788.80	0.00	10,788.80
2260 COMMUNITY DEVELOPMENT FUND	19,957.28	614,041.91	649,440.14	-15,440.95	570,123.59	-585,564.54
2261 SPG 33	4,504.13	0.00	0.00	4,504.13	0.00	4,504.13
2262 SPG507	31,392.22	0.00	0.00	31,392.22	85,225.39	-53,833.17
2269 COMPUTER LEGALIZE FEES	120,735.82	36,858.00	55,902.57	101,691.25	0.00	101,691.25
2273 NSP -1	577.63	0.00	0.00	577.63	0.00	577.63
2275 VOCA	7,356.57	155,633.34	160,033.38	2,956.53	246.52	2,710.01
2277 NSP - 3	31,223.05	0.00	0.00	31,223.05	0.00	31,223.05
2279 C.O.P.S UNIVERSAL	-51,067.52	91,430.80	39,849.57	513.71	0.00	513.71
2284 BLOCK GRANT 97	12,205.44	0.00	0.00	12,205.44	0.00	12,205.44
2285 CITY PROBATION SERVICES FUND	114,706.02	29,789.21	23,115.60	121,379.63	0.00	121,379.63
2289 HOME - PROGRAM 99	37,923.36	63,471.00	77,380.72	24,013.64	48,342.50	-24,328.86
2290 JAG GRANT (POLICE)	13,916.37	0.00	0.00	13,916.37	0.00	13,916.37
2296 SCHOOL RESOURCE OFFICERS	-61,440.79	239,071.62	217,935.31	-40,304.48	0.00	-40,304.48
2297 Drug Use Prevention	40,890.00	0.00	0.00	40,890.00	0.00	40,890.00
2298 LAW ENFORCEMENT TRUST	5,586.82	51,784.72	25,258.37	32,113.17	0.00	32,113.17
2299 FEDERAL ASSET FORFEITURE	4,736.00	0.57	0.00	4,736.57	0.00	4,736.57
3310 BOND RETIREMENT FUND	0.00	97,477.14	97,477.14	0.00	0.00	0.00
4415 PERMANENT IMPROVEMENT FUND	211,547.08	493,406.03	526,803.61	178,149.50	115,690.86	62,458.64
5510 WATER FUND	1,138.62	0.00	0.00	1,138.62	0.00	1,138.62
5520 SEWER FUND	3,417.63	-590.96	0.00	2,826.67	0.00	2,826.67
5530 WATER-CAPITAL IMPROVEMENT FUND	15,514.94	7,164.00	0.00	22,678.94	0.00	22,678.94
7721 MISCELLANEOUS DEPOSITS	2,108.24	1,450.00	1,575.00	1,983.24	0.00	1,983.24
7734 EMPLOYEE WITHHOLDINGS	60,006.27	836,160.28	826,164.64	70,001.91	23,502.52	46,499.39
7735 Self Insured Healthcare	587,009.43	1,289,135.34	1,159,633.29	716,511.48	0.00	716,511.48
***	3,318,166.03	17,560,536.95	16,559,906.75	4,318,796.23	1,164,221.35	3,154,574.88