

CITY OF EAST CLEVELAND

MONTH END REPORT

April 30, 2019



Presented to Council by:

Brandon L. King, Mayor

Prepared by:

**Charles Iyahan
Director of Finance**

The City of East Cleveland

Comparison Charts

For Period Ending
4/30/2019

Source of Information
Finance Department
Financial Management System

City of East Cleveland

General Fund YTD Revenues Compared to Estimated Resources

as of April 30, 2019

	Estimated Revenues	Year to Date Revenues	Exceeds (Deficient)		
			Percentage of Revenues to Est. Resources	Amount	Percentage
Income Taxes	\$ 5,021,063.99	\$ 1,608,121.55	32%	\$ (65,549.71)	-1%
Property Taxes/Spec Assessments	\$ 1,010,259.02	\$ 730,599.17	72%	\$ 393,849.53	39%
Local Govt Fund	\$ 1,786,965.00	\$ 568,379.51	32%	\$ (27,269.53)	-2%
Building Permits and Housing Fees	\$ 435,992.64	\$ 236,389.34	54%	\$ 91,059.91	21%
Court Fines and Fees	\$ 647,456.96	\$ 270,876.97	42%	\$ 55,060.14	9%
Refuse Fees	\$ 772,000.00	\$ 267,715.67	35%	\$ 10,384.91	1%
Automated Traffic Enforcement	\$ -	\$ 640,630.59	0%	\$ 640,630.59	0%
Other	\$ 208,017.79	\$ 141,309.42	68%	\$ 71,970.85	35%
Totals	\$ 9,881,755.40	\$ 4,464,022.22	45%	\$ 1,170,136.69	12%

City of East Cleveland

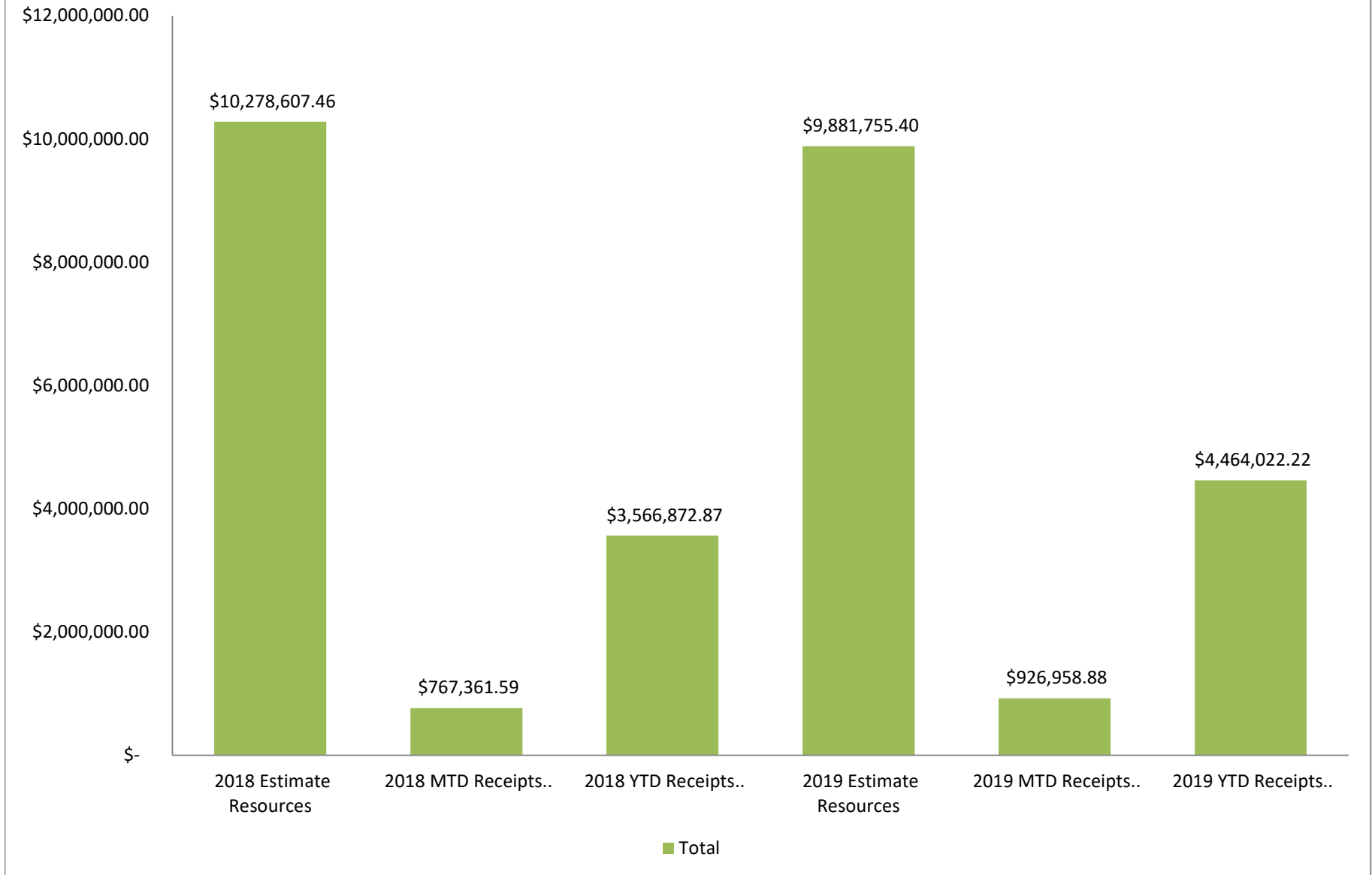
YTD Expenses Compared to Appropriations

as of April 30, 2019

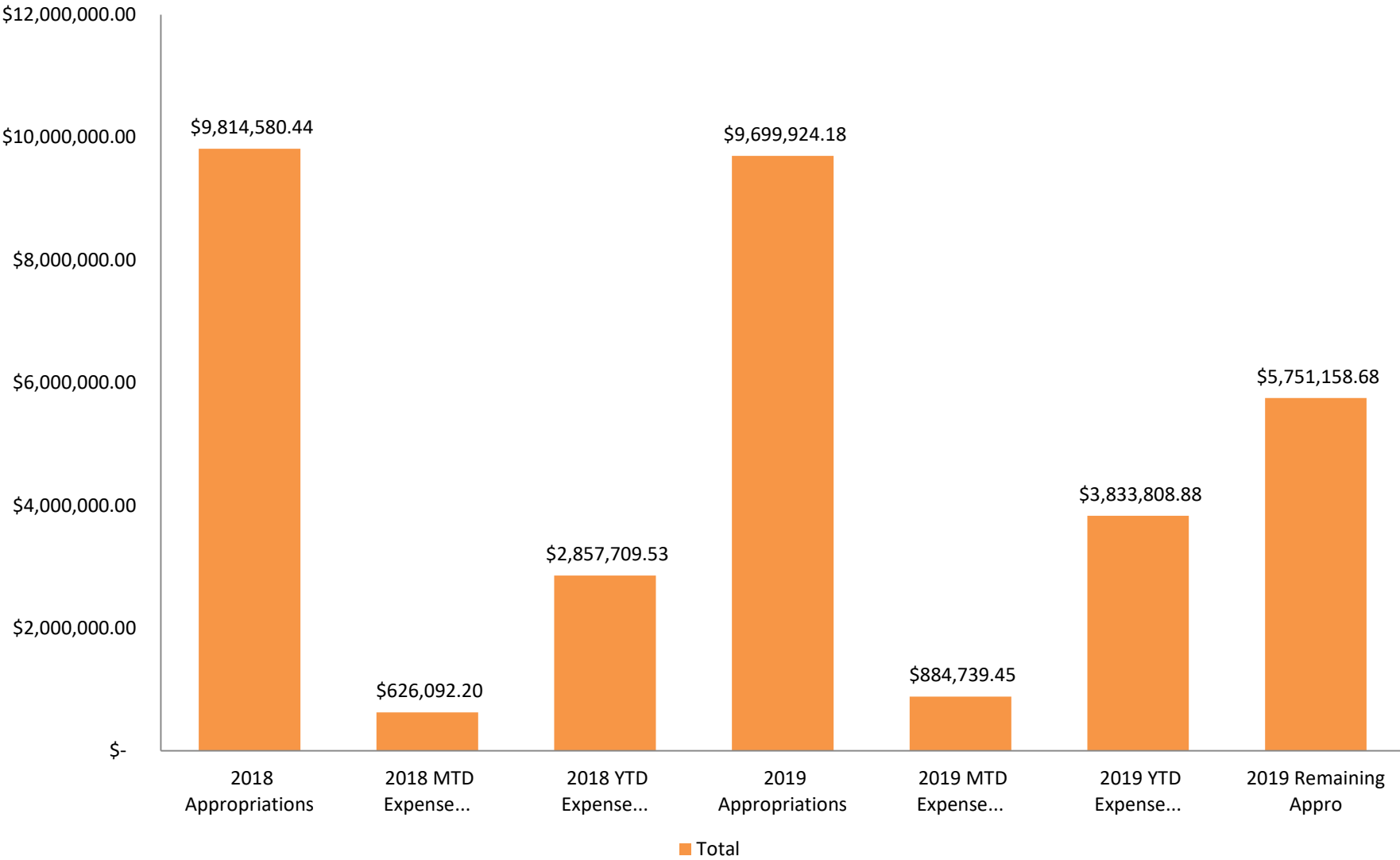
	Appropriations	Year to Date Expenses	Exceeds (Deficient)		
			Percentage of Appropriations to Expenses	Amount	Percentage
1110 General Fund	\$ 9,681,445.67	\$ 3,833,808.88	40%	\$ 606,692.59	6%
2210 Street Fund	\$ 643,900.07	\$ 263,698.98	41%	\$ 49,067.77	8%
2230 EMS	\$ 721,990.34	\$ 204,562.78	28%	\$ (36,098.26)	-5%
4415 Permanent Improvement *	\$ 255,941.01	\$ 153,216.79	60%	\$ 67,903.97	27%
Totals	\$ 11,303,277.09	\$ 4,455,287.43	39%	\$ 687,566.08	6%

*Includes payments of prior year encumbrances

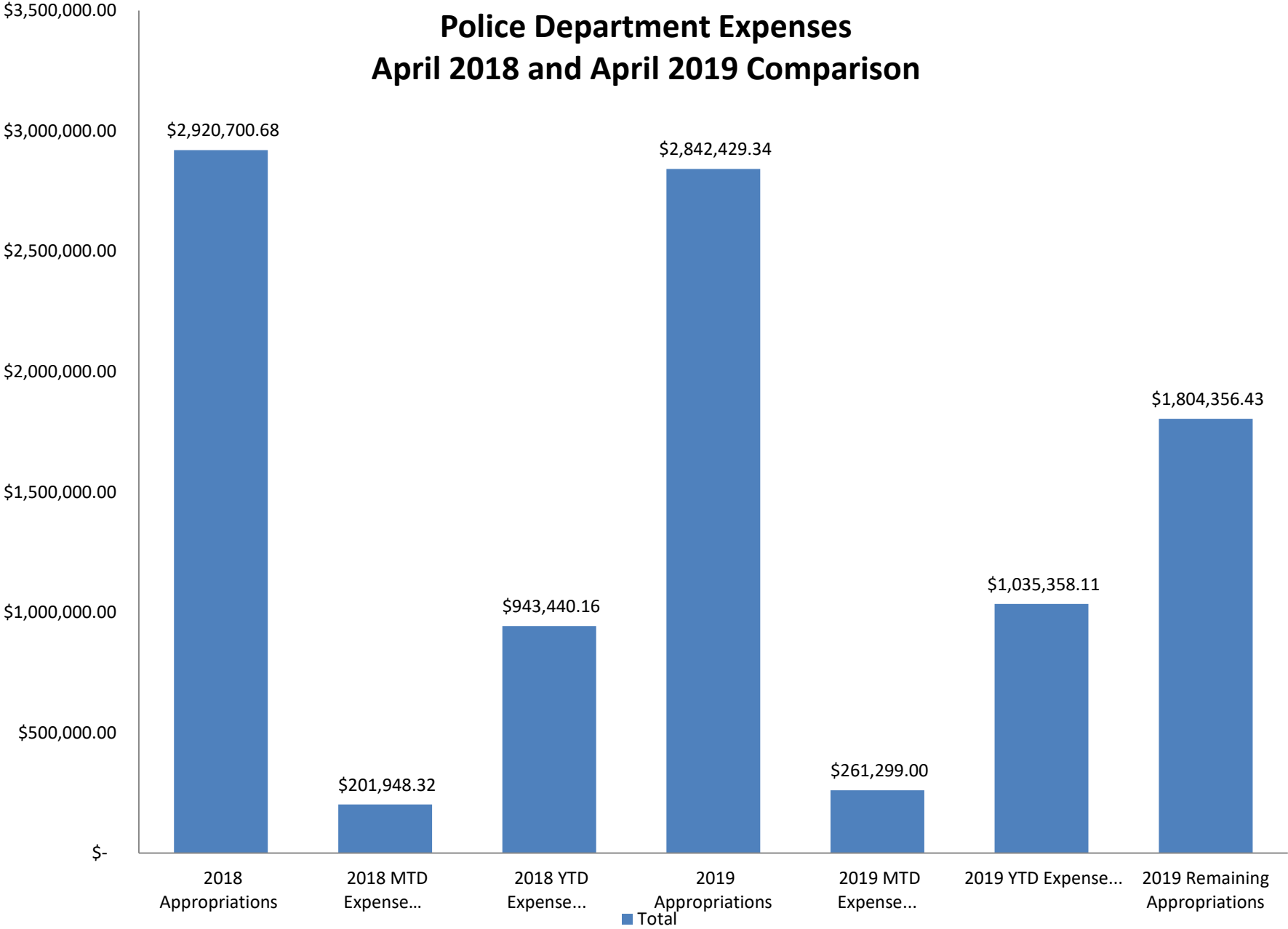
General Fund Revenue April 2018 and April 2019 Comparison



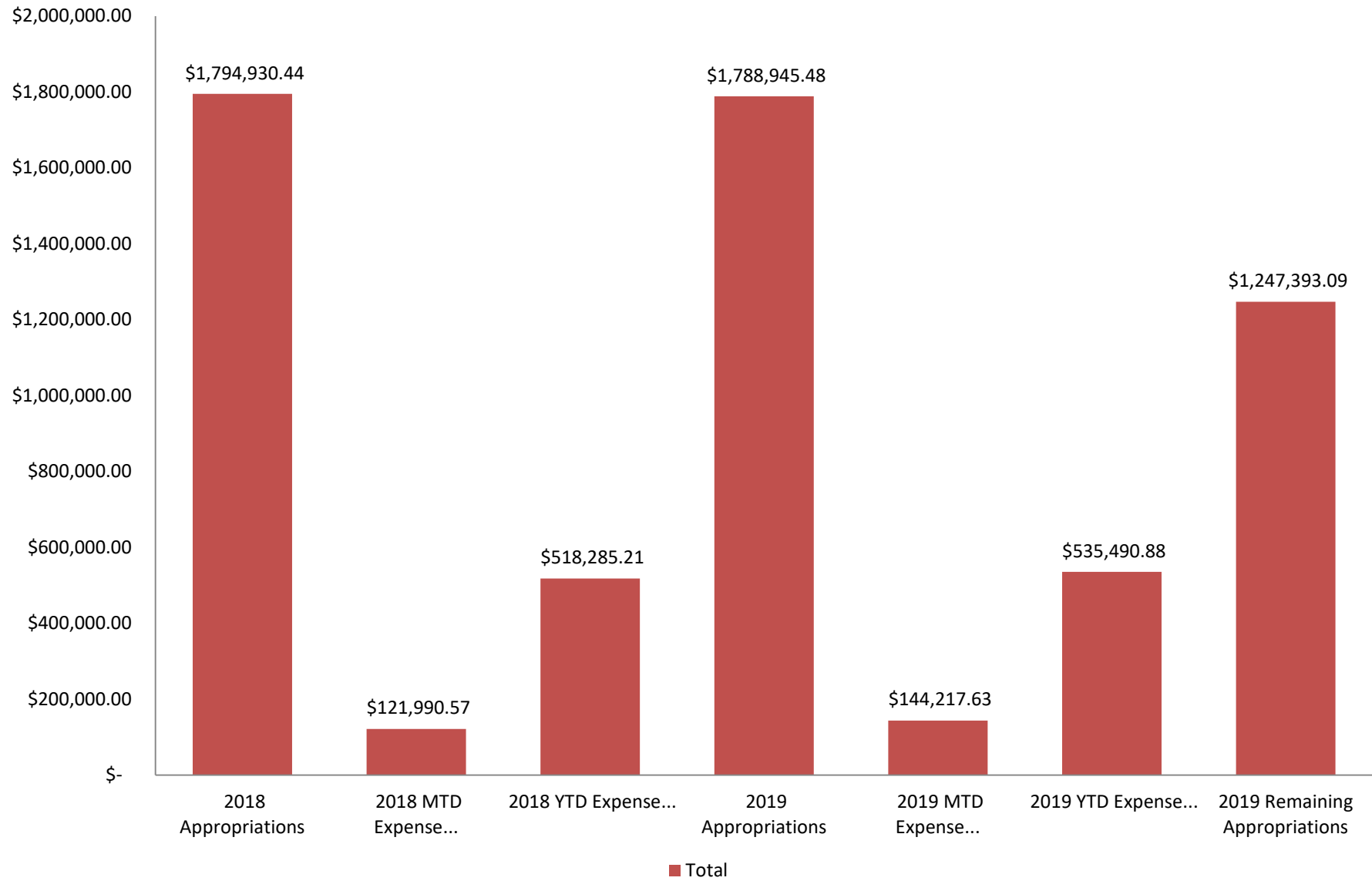
General Fund Expenses April 2018 and April 2019



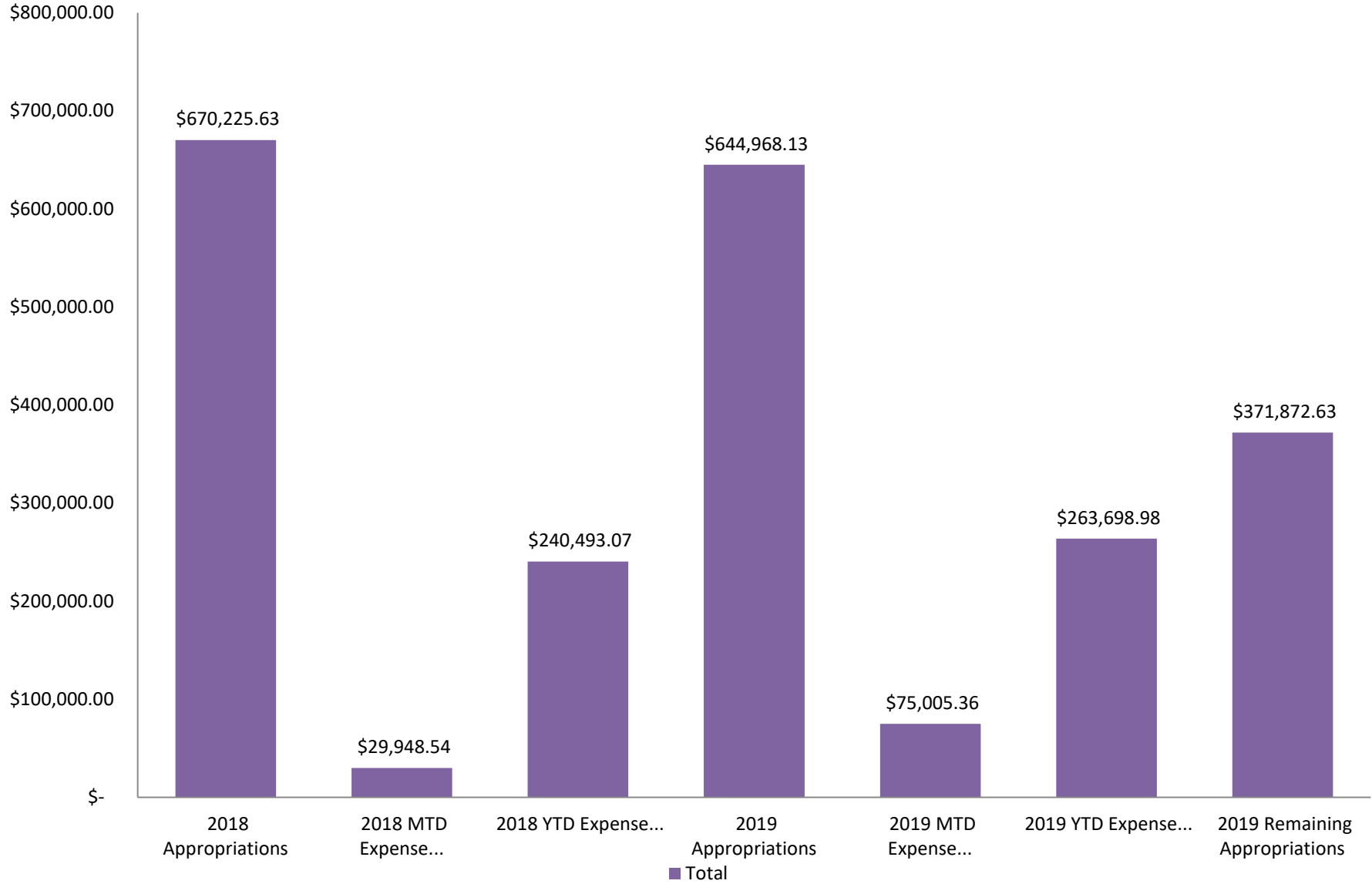
Police Department Expenses April 2018 and April 2019 Comparison



Fire Department Expenses April 2018 and April 2019 Comparison



Service Department Expenses April 2018 and April 2019 Comparison



The City of East Cleveland

Month-to-Date
Fund Report
For Period Ending
4/30/2019

Source of Information
Finance Department
Financial Management System

Fund Description.....	Beg Mo Bal....	Mtd Receipts..	Mtd Expenses..	Unexp bal.....	Encumbrances..	Unenc bal.....
1110 GENERAL FUND	962,956.65	926,958.88	884,739.45	1,005,176.08	112,581.38	892,594.70
1120 RESERVE FIRE LOSS	297,188.89	9,860.00	10,660.00	296,388.89	0.00	296,388.89
1122 RESERVE GEN LIAB	213.89	0.00	0.00	213.89	0.00	213.89
1124 RESERVE MOTOR VEH LIAB	865,246.82	0.00	0.00	865,246.82	0.00	865,246.82
1126 RESERVE POL FIRE PEN	8.45	0.00	0.00	8.45	0.00	8.45
2210 STREET FUND	-93,863.72	28,151.45	75,005.36	-140,717.63	8,328.46	-149,046.09
2212 POLICE PENSION	21,913.16	24,120.64	25,614.40	20,419.40	0.00	20,419.40
2213 FIRE PENSION	36,214.14	1,645.03	21,183.80	16,675.37	0.00	16,675.37
2230 EC-EMS	128,667.27	45,686.00	68,123.99	106,229.28	521.00	105,708.28
2231 FEMA GRANT FIRE	-277,933.14	122,953.19	71,852.42	-226,832.37	261,611.56	-488,443.93
2255 SPECIAL PROJECTS COURT	539,920.39	5,933.00	5,412.45	540,440.94	0.00	540,440.94
2256 ALCOHOL AND DRUG TREATMENT CRT	39,217.19	376.50	0.00	39,593.69	0.00	39,593.69
2257 Indigent Drivers Alcohol Treat	10,241.31	0.00	0.00	10,241.31	0.00	10,241.31
2260 COMMUNITY DEVELOPMENT FUND	-6,419.00	9,903.68	23,730.81	-20,246.13	177,249.07	-197,495.20
2261 SPG 33	4,504.13	0.00	0.00	4,504.13	0.00	4,504.13
2262 SPG507	31,392.22	0.00	0.00	31,392.22	0.00	31,392.22
2269 COMPUTER LEGALIZE FEES	115,889.25	4,746.00	5,203.59	115,431.66	0.00	115,431.66
2273 NSP -1	577.63	0.00	0.00	577.63	0.00	577.63
2275 VOCA	-21,513.55	41,387.82	14,866.18	5,008.09	1,924.65	3,083.44
2277 NSP - 3	31,223.05	0.00	0.00	31,223.05	0.00	31,223.05
2279 C.O.P.S UNIVERSAL	-39,335.86	39,849.57	0.00	513.71	0.00	513.71
2284 BLOCK GRANT 97	12,205.44	0.00	0.00	12,205.44	0.00	12,205.44
2285 CITY PROBATION SERVICES FUND	115,745.10	3,403.51	1,836.80	117,311.81	0.00	117,311.81
2289 HOME - PROGRAM 99	34,995.86	0.00	1,015.44	33,980.42	48,342.50	-14,362.08
2290 JAG GRANT (POLICE)	13,916.37	0.00	0.00	13,916.37	0.00	13,916.37
2296 SCHOOL RESOURCE OFFICERS	-47,344.80	47,858.42	18,122.54	-17,608.92	0.00	-17,608.92
2297 Drug Use Prevention	40,890.00	0.00	0.00	40,890.00	0.00	40,890.00
2298 LAW ENFORCEMENT TRUST	12,150.45	0.00	293.40	11,857.05	0.00	11,857.05
2299 FEDERAL ASSET FORFEITURE	4,736.02	0.01	0.00	4,736.03	0.00	4,736.03
3310 BOND RETIREMENT FUND	48,738.57	0.00	0.00	48,738.57	0.00	48,738.57
4415 PERMANENT IMPROVEMENT FUND	186,045.16	14,084.39	10,000.00	190,129.55	120,601.82	69,527.73
5510 WATER FUND	1,138.62	0.00	0.00	1,138.62	0.00	1,138.62
5520 SEWER FUND	3,860.99	0.00	0.00	3,860.99	0.00	3,860.99
5530 WATER-CAPITAL IMPROVEMENT FUND	22,382.79	0.00	0.00	22,382.79	0.00	22,382.79
7721 MISCELLANEOUS DEPOSITS	2,108.24	100.00	0.00	2,208.24	0.00	2,208.24
7734 EMPLOYEE WITHHOLDINGS	54,154.92	71,817.42	96,361.23	29,611.11	0.00	29,611.11
7735 Self Insured Healthcare	623,742.06	89,857.16	77,873.61	635,725.61	0.00	635,725.61
***	3,775,774.96	1,488,692.67	1,411,895.47	3,852,572.16	731,160.44	3,121,411.72

The City of East Cleveland

Year-to-Date
Fund Report
For Period Ending
4/30/2019

Source of Information
Finance Department
Financial Management System

Fund Description.....	Beg Yr Bal....	Ytd Receipts..	Ytd Expenses..	Unexp bal....	Encumbrances..	Unenc bal.....
1110 GENERAL FUND	374,962.74	4,464,022.22	3,833,808.88	1,005,176.08	112,581.38	892,594.70
1120 RESERVE FIRE LOSS	273,013.89	34,035.00	10,660.00	296,388.89	0.00	296,388.89
1122 RESERVE GEN LIAB	213.89	0.00	0.00	213.89	0.00	213.89
1124 RESERVE MOTOR VEH LIAB	865,246.82	0.00	0.00	865,246.82	0.00	865,246.82
1126 RESERVE POL FIRE PEN	8.45	0.00	0.00	8.45	0.00	8.45
2210 STREET FUND	1,068.06	121,913.29	263,698.98	-140,717.63	8,328.46	-149,046.09
2212 POLICE PENSION	7,759.18	38,274.62	25,614.40	20,419.40	0.00	20,419.40
2213 FIRE PENSION	22,060.08	15,799.09	21,183.80	16,675.37	0.00	16,675.37
2230 EC-EMS	94,073.64	216,718.42	204,562.78	106,229.28	521.00	105,708.28
2231 FEMA GRANT FIRE	-125,506.73	124,932.19	226,257.83	-226,832.37	261,611.56	-488,443.93
2255 SPECIAL PROJECTS COURT	542,789.90	17,846.17	20,195.13	540,440.94	0.00	540,440.94
2256 ALCOHOL AND DRUG TREATMENT CRT	38,290.19	1,303.50	0.00	39,593.69	0.00	39,593.69
2257 Indigent Drivers Alcohol Treat	10,241.31	0.00	0.00	10,241.31	0.00	10,241.31
2260 COMMUNITY DEVELOPMENT FUND	19,957.28	400,913.75	441,117.16	-20,246.13	177,249.07	-197,495.20
2261 SPG 33	4,504.13	0.00	0.00	4,504.13	0.00	4,504.13
2262 SPG507	31,392.22	0.00	0.00	31,392.22	0.00	31,392.22
2269 COMPUTER LEGALIZE FEES	120,735.82	14,898.00	20,202.16	115,431.66	0.00	115,431.66
2273 NSP -1	577.63	0.00	0.00	577.63	0.00	577.63
2275 VOCA	7,356.57	51,026.49	53,374.97	5,008.09	1,924.65	3,083.44
2277 NSP - 3	31,223.05	0.00	0.00	31,223.05	0.00	31,223.05
2279 C.O.P.S UNIVERSAL	-51,067.52	91,430.80	39,849.57	513.71	0.00	513.71
2284 BLOCK GRANT 97	12,205.44	0.00	0.00	12,205.44	0.00	12,205.44
2285 CITY PROBATION SERVICES FUND	114,706.02	10,818.99	8,213.20	117,311.81	0.00	117,311.81
2289 HOME - PROGRAM 99	37,923.36	60,480.00	64,422.94	33,980.42	48,342.50	-14,362.08
2290 JAG GRANT (POLICE)	13,916.37	0.00	0.00	13,916.37	0.00	13,916.37
2296 SCHOOL RESOURCE OFFICERS	-61,440.79	109,812.83	65,980.96	-17,608.92	0.00	-17,608.92
2297 Drug Use Prevention	40,890.00	0.00	0.00	40,890.00	0.00	40,890.00
2298 LAW ENFORCEMENT TRUST	5,586.82	7,500.00	1,229.77	11,857.05	0.00	11,857.05
2299 FEDERAL ASSET FORFEITURE	4,736.00	0.03	0.00	4,736.03	0.00	4,736.03
3310 BOND RETIREMENT FUND	0.00	97,477.14	48,738.57	48,738.57	0.00	48,738.57
4415 PERMANENT IMPROVEMENT FUND	211,547.08	131,799.26	153,216.79	190,129.55	120,601.82	69,527.73
5510 WATER FUND	1,138.62	0.00	0.00	1,138.62	0.00	1,138.62
5520 SEWER FUND	3,417.63	443.36	0.00	3,860.99	0.00	3,860.99
5530 WATER-CAPITAL IMPROVEMENT FUND	15,514.94	6,867.85	0.00	22,382.79	0.00	22,382.79
7721 MISCELLANEOUS DEPOSITS	2,108.24	400.00	300.00	2,208.24	0.00	2,208.24
7734 EMPLOYEE WITHHOLDINGS	60,006.27	268,232.02	298,627.18	29,611.11	0.00	29,611.11
7735 Self Insured Healthcare	587,009.43	353,750.02	305,033.84	635,725.61	0.00	635,725.61
***	3,318,166.03	6,640,695.04	6,106,288.91	3,852,572.16	731,160.44	3,121,411.72

The City of East Cleveland

Revenues

For Period Ending

4/30/2019

Source of Information

Finance Department

Financial Management System

Account.....	Description.....	Est Revenue...	MTD Receipts..	YTD Receipts..	Unc Balance...	% Remain
1110.0000.4001	TAXES	0.00	0.00	0.00	0.00	0.00
1110.0000.4002	SPECIAL ASSESSMENTS	0.00	0.00	14,905.33	-14,905.33	0.00
1110.0000.4003	PEDDLERS PERMITS	559.00	0.00	0.00	559.00	100.00
1110.1100.4111	GENERAL REAL ESTATE TAX	695,492.00	55,380.86	531,870.85	163,621.15	23.53
1110.1100.4112	TANGIBLE PROPERTY TAX	0.00	0.00	0.00	0.00	0.00
1110.1100.4113	ESTATE TAX	0.00	0.00	0.00	0.00	0.00
1110.1100.4114	CITY INCOME TAX	5,021,063.99	387,437.91	1,608,121.55	3,412,942.44	67.97
1110.1100.4115	ROLLBACK, HOMESTEAD EXEMPT	19,894.00	0.00	0.00	19,894.00	100.00
1110.1200.4121	PRISONER BOARD AND CARE	0.00	0.00	0.00	0.00	0.00
1110.1200.4122	INHERITANCE TAX	0.00	0.00	0.00	0.00	0.00
1110.1200.4123	CIGARETTE TAX	1,060.94	0.00	0.00	1,060.94	100.00
1110.1200.4125	BEER & LIQUOR PERMIT STATE	795.70	1,099.00	10,279.50	-9,483.80	-1191.88
1110.1200.4126	PUBLIC UTILITY REIMBURSEMENT	0.00	0.00	0.00	0.00	0.00
1110.1200.4127	LOCAL GOV'T FUND STATE	0.00	0.00	0.00	0.00	0.00
1110.1200.4128	LOCAL GOV'T FUND COUNTY	1,786,965.00	114,622.96	568,379.51	1,218,585.49	68.19
1110.1200.4129	HOTEL MOTEL BED TAX	3,283.19	282.76	1,125.97	2,157.22	65.71
1110.1200.4140	LOCAL REVENUE ASSIST COUNT	0.00	0.00	0.00	0.00	0.00
1110.1201.4128	L.G.N. RETURNED CHECKS	0.00	0.00	0.00	0.00	0.00
1110.1201.4182	INTEREST INCOME LOCAL GOV'T	0.00	0.00	0.00	0.00	0.00
1110.1300.4136	STREET LIGHTING (SPECIAL ASSESSM	286,607.31	0.00	168,840.34	117,766.97	41.09
1110.1300.4137	PAYOFF SPECIAL ASSESSMENTS	0.00	0.00	0.00	0.00	0.00
1110.1300.4138	SIDEWALK REPAIRS	0.00	0.00	0.00	0.00	0.00
1110.1300.4139	GE Christmas Lighting	0.00	0.00	0.00	0.00	0.00
1110.1300.4162	PENALTIES	0.00	0.00	0.00	0.00	0.00
1110.1300.4182	INTEREST INCOME	145.39	6,640.11	24,336.07	-24,190.68	16638.48
1110.1300.4183	NUISANCE ABATING (SPEC ASSESSMEN	115.23	0.00	0.00	115.23	100.00
1110.1400.4193	DAMAGE TO CITY PROPERTY	22,985.92	0.00	0.00	22,985.92	100.00
1110.1500.4151	MEMORIAL DAY PARADE 2013	0.00	0.00	0.00	0.00	0.00
1110.1500.4152	GRASS CUTTING (SPEC ASSESSMENT)	8,150.48	0.00	14,982.65	-6,832.17	-83.83
1110.1500.4153	HEALTH AND VITAL STATISTICS	0.00	0.00	0.00	0.00	0.00
1110.1500.4154	PARK AND RECREATION PROGRAM	0.00	0.00	0.00	0.00	0.00
1110.1500.4155	TOWING & IMPOUND FEES	10,046.25	-2,904.80	6,400.00	3,646.25	36.29
1110.1500.4156	ST. CLAIR AUTO BODY	16,497.83	7,299.70	7,299.70	9,198.13	55.75
1110.1500.4157	CIVIL SERVICE	0.00	0.00	0.00	0.00	0.00
1110.1500.4158	REFUSE FEES	772,000.00	73,471.70	267,715.67	504,284.33	65.32
1110.1500.4159	PROGRAM INCOME - RKS GRANT CDBG	0.00	0.00	0.00	0.00	0.00
1110.1500.4160	CLICK IT OR TICKET UHOFc	0.00	0.00	0.00	0.00	0.00
1110.1600.4162	AUTHORIZED OCCUPANCY	5,655.00	300.00	1,500.00	4,155.00	73.47
1110.1600.4163	BUILDING TRADE LICENSES	25,371.71	2,150.50	14,450.50	10,921.21	43.04
1110.1600.4164	BUILDING PERMITS	76,687.19	7,797.90	13,641.90	63,045.29	82.21
1110.1600.4165	CERTF OF BUS OCCUPATION	25,367.50	3,200.00	19,100.00	6,267.50	24.71
1110.1600.4166	CERT OF OCCUPANCY	192,300.00	10,350.00	151,580.00	40,720.00	21.18
1110.1600.4167	VACANT PROPERTY	27,262.50	500.00	5,000.00	22,262.50	81.66
1110.1600.4168	PLUMBING & ELECTRICAL PERM	8,173.00	220.00	1,124.00	7,049.00	86.25
1110.1600.4169	CONDITIONAL USE PERMIT	350.00	0.00	200.00	150.00	42.86
1110.1600.4170	HVAC-COMMERCIAL	1,955.18	0.00	5,570.00	-3,614.82	-184.88
1110.1600.4171	PLUMBING-COMMERCIAL	4,624.23	90.00	90.00	4,534.23	98.05
1110.1600.4172	FINES-COMMERCIAL	0.00	0.00	100.30	-100.30	0.00
1110.1600.4173	GENERAL-RESIDENTIAL	54,914.44	7,727.07	18,553.62	36,360.82	66.21
1110.1600.4174	PLUMBING-RESIDENTIAL	1,523.66	115.00	745.00	778.66	51.10
1110.1600.4175	HVAC-RESIDENTIAL	1,891.50	180.00	1,090.00	801.50	42.37
1110.1600.4176	ELECTRICAL-RESIDENTIAL	4,783.63	520.00	1,739.38	3,044.25	63.64
1110.1600.4181	ENGINEERING PLAN REVIEW FEES	2,516.55	220.00	1,433.30	1,083.25	43.05
1110.1600.4182	SPECIAL ASSESS FEES (OBBC)	2,516.55	189.84	471.34	2,045.21	81.27

Account.....	Description.....	Est Revenue...	MTD Receipts..	YTD Receipts..	Unc Balance...	% Remain
1110.1600.4183	DESIGN & REVIEW FEES	100.00	0.00	0.00	100.00	100.00
1110.1600.4199	FIRE LICENSE FEES	9,225.00	300.00	8,750.00	475.00	5.15
1110.1601.4161	FINES, COSTS & FORFEITURE	510,000.00	77,430.71	217,432.50	292,567.50	57.37
1110.1601.4163	ALCOHOL & DRUG TREATMENT	563.18	36.86	95.34	467.84	83.07
1110.1601.4164	ST. CLAIR AUTO BODY	0.00	0.00	0.00	0.00	0.00
1110.1601.4165	CIVIL	134,426.28	19,733.89	49,930.63	84,495.65	62.86
1110.1601.4181	FELONY BOND INCOME	0.00	0.00	0.00	0.00	0.00
1110.1601.4182	INTEREST INCOME	0.00	0.00	0.00	0.00	0.00
1110.1601.4183	COMPUTER REPORT INCOME	0.00	0.00	0.00	0.00	0.00
1110.1601.4184	AMNESTY PROGRAM COURT	0.00	0.00	0.00	0.00	0.00
1110.1601.4185	JURY DUTY REFUNDS	316.25	0.00	0.00	316.25	100.00
1110.1601.4195	REFUNDS-OPERATING	0.00	0.00	39.00	-39.00	0.00
1110.1602.4161	SEU FINES, COSTS & FORFEITURES	0.00	0.00	0.00	0.00	0.00
1110.1700.4156	ON STREET PARKING(DECAL)	0.00	0.00	0.00	0.00	0.00
1110.1700.4161	FINES	2,467.50	350.00	3,418.50	-951.00	-38.54
1110.1700.4162	PENALTIES	0.00	0.00	0.00	0.00	0.00
1110.1700.4163	DELINQUENT COLLECTIONS	0.00	0.00	0.00	0.00	0.00
1110.1700.4164	AMNESTY PROGRAM	0.00	0.00	0.00	0.00	0.00
1110.1700.4183	PROCESSING FEES (BMV)	0.00	0.00	0.00	0.00	0.00
1110.1800.4151	Telephone Compensation - Police	485.87	0.00	0.00	485.87	100.00
1110.1800.4180	JURY FEES	0.00	0.00	0.00	0.00	0.00
1110.1800.4181	SALE OF FIXED ASSETS	11,703.87	3.00	4,553.00	7,150.87	61.10
1110.1800.4182	Land Reutilization Program	0.00	0.00	0.00	0.00	0.00
1110.1800.4183	ALL OTHER REVENUE	40,397.06	18.47	197.47	40,199.59	99.51
1110.1800.4184	CABLE TV FRANCHISE FEE	0.00	0.00	1,839.56	-1,839.56	0.00
1110.1800.4185	LOCAL/GOVERN/REV/DEBT	0.00	0.00	0.00	0.00	0.00
1110.1800.4186	AUTOMATED SPEED ENFORCEMENT	0.00	146,029.59	640,630.59	-640,630.59	0.00
1110.1800.4187	COUNTY TRUANCY OFFICERS	0.00	0.00	0.00	0.00	0.00
1110.1800.4188	INTEREST INCOME(CD-FIRSTAR)	0.00	0.00	0.00	0.00	0.00
1110.1800.4189	INT INCOME(FIRSTAR MAIN SWEEP)	0.00	0.00	0.00	0.00	0.00
1110.1800.4190	INT INCOME(FIRSTAR SWEEP CSX)	0.00	0.00	0.00	0.00	0.00
1110.1800.4191	INT INCOME(SOLOMON SMITH)	0.00	0.00	0.00	0.00	0.00
1110.1800.4192	MLK HALL RENTAL REV	8,005.00	75.00	477.50	7,527.50	94.03
1110.1800.4193	HSB HALL RENTAL REV	21,600.00	2,000.00	6,000.00	15,600.00	72.22
1110.1800.4194	OFF DUTY SECURITY(1993)	0.00	0.00	0.00	0.00	0.00
1110.1800.4195	CELL TOWER RENT	18,000.00	1,591.35	6,319.05	11,680.95	64.89
1110.1800.4196	ADCO VENDING MACHINE	500.00	0.00	0.00	500.00	100.00
1110.1801.4185	LOCAL/GOV/REV-FUND/DEBT/REV	0.00	0.00	0.00	0.00	0.00
1110.1802.4100	Transfer Station Lease Payments-	0.00	0.00	0.00	0.00	0.00
1110.1900.4144	SAFE ROUTES TO SCHOOLS	0.00	0.00	0.00	0.00	0.00
1110.1900.4145	SCHOOL RESOURCE OFFICERS	0.00	0.00	0.00	0.00	0.00
1110.1900.4190	ADVANCES IN - REPAYMENT	0.00	0.00	0.00	0.00	0.00
1110.1900.4191	REIMBURSEMENT	1,534.78	1,000.00	1,000.00	534.78	34.84
1110.1900.4192	TRANSFER-IN-REFUSE	0.00	0.00	0.00	0.00	0.00
1110.1900.4193	DAMAGE TO CITY PROPERTY	0.00	0.00	0.00	0.00	0.00
1110.1900.4194	TRANSFER-IN	0.00	0.00	0.00	0.00	0.00
1110.1900.4195	REFUNDS-OPERATING	0.00	1,174.66	12,851.02	-12,851.02	0.00
1110.1900.4196	DAMAGE TO CITY PROPERTY-PO	0.00	0.00	0.00	0.00	0.00
1110.1900.4197	YOUTH O. U. GRANT	0.00	0.00	0.00	0.00	0.00
1110.1900.4198	REIMBURSEMENT-HOSPITALIZATION	6,650.78	13.08	16,802.38	-10,151.60	-152.64
1110.1900.4199	CDBG COPS PROGRAM 2000	0.00	0.00	0.00	0.00	0.00
1110.1900.4200	Local Government Note Proceeds	0.00	0.00	0.00	0.00	0.00
1110.1900.4201	Local Government Premium	0.00	0.00	0.00	0.00	0.00
1110.1900.4202	EMANUAL ONUNWOR RESITUTION	462.50	300.00	300.00	162.50	35.14

Account.....	Description.....	Est Revenue...	MTD Receipts..	YTD Receipts..	Unc Balance...	% Remain
1110.1900.4203	OHIO DEPARTMENT OF TRANSPORTATIO	0.00	0.00	0.00	0.00	0.00
1110.1900.4204	PUBLIC RECORDS FEES	162.46	0.00	0.00	162.46	100.00
1110.1900.4205	PRIOR YEAR AUDIT ADJUSTMENTS	0.00	0.00	0.00	0.00	0.00
1110.1900.5204	EMPLOYEE MED/DENT/VIS DEDUCTION	0.00	11.76	39.20	-39.20	0.00
1110.1901.4202	Willie M. George - RESTITUTION	0.00	0.00	0.00	0.00	0.00
1110.1901.4203	JUDGE FRED M. MOSELY RESTITUTION	0.00	0.00	0.00	0.00	0.00
1110.2260.4150	East Cleveland Parks & Recreatio	33,600.00	0.00	32,700.00	900.00	2.68
1110.2310.4150	Parks & Rec. Memorial Day Parade	0.00	0.00	0.00	0.00	0.00
1110.2760.4157	CIVIL SERVICE - CIVIL SERVICE CO	0.00	0.00	0.00	0.00	0.00
** 1110 GENERAL FUND		9,881,755.40	926,958.88	4,464,022.22	5,417,733.18	
1120.1900.4182	INTEREST INCOME	0.00	0.00	0.00	0.00	0.00
1120.1900.4192	TRANSFER-IN	0.00	0.00	0.00	0.00	0.00
1120.1900.4402	FIRE LOSS	0.00	9,860.00	34,035.00	-34,035.00	0.00
** 1120 RESERVE FIRE LOSS		0.00	9,860.00	34,035.00	-34,035.00	
1122.1900.4182	INTEREST INCOME	0.00	0.00	0.00	0.00	0.00
1122.1900.4192	TRANSFER-IN	0.00	0.00	0.00	0.00	0.00
1122.1900.4402	GENERAL LIABILITY	0.00	0.00	0.00	0.00	0.00
** 1122 RESERVE GEN LIAB		0.00	0.00	0.00	0.00	
1124.1900.4182	INTEREST INCOME	0.00	0.00	0.00	0.00	0.00
1124.1900.4192	TRANSFER-IN	0.00	0.00	0.00	0.00	0.00
1124.1900.4402	MOTOR VEHICLE LIAB	0.00	0.00	0.00	0.00	0.00
** 1124 RESERVE MOTOR VEH LIAB		0.00	0.00	0.00	0.00	
1126.1900.4182	INTEREST INCOME	0.00	0.00	0.00	0.00	0.00
1126.1900.4192	TRANSFER-IN	0.00	0.00	0.00	0.00	0.00
1126.1900.4402	POLICE-FIRE PENSION	0.00	0.00	0.00	0.00	0.00
** 1126 RESERVE POL FIRE PEN		0.00	0.00	0.00	0.00	
2210.1200.4120	MOTOR VEHICLE LICENSE	48,752.70	3,532.22	18,569.62	30,183.08	61.91
2210.1200.4124	PERMISSIVE TAX STATE	57,868.31	4,425.52	13,584.19	44,284.12	76.53
2210.1200.4126	STATE GAS TAX	180,075.95	20,193.71	89,759.48	90,316.47	50.15
2210.1200.4128	STATE LOCAL HWY GAS TAX	82,657.33	0.00	0.00	82,657.33	100.00
2210.1800.4182	INTEREST INCOME	0.00	0.00	0.00	0.00	0.00
2210.1800.4183	MISCELLANEOUS INCOME	4,179.73	0.00	0.00	4,179.73	100.00
2210.1900.4192	TRANSFER-IN	270,339.24	0.00	0.00	270,339.24	100.00
2210.1900.4198	REIMBURSEMENT-HOSPITALIZATION	0.00	0.00	0.00	0.00	0.00
** 2210 STREET FUND		643,873.26	28,151.45	121,913.29	521,959.97	
2212.1100.4111	PERSONAL REAL ESTATE TAX	20,658.00	1,645.02	15,799.00	4,859.00	23.52
2212.1100.4112	TANGIBLE PROPERTY TAX	0.00	0.00	0.00	0.00	0.00
2212.1100.4115	ROLLBACK, HOMESTEAD EXEMPT	2,974.89	0.00	0.00	2,974.89	100.00
2212.1900.4192	TRANSFER-IN	23,875.59	22,475.62	22,475.62	1,399.97	5.86
** 2212 POLICE PENSION		47,508.48	24,120.64	38,274.62	9,233.86	

Account.....	Description.....	Est Revenue...	MTD Receipts..	YTD Receipts..	Unc Balance...	% Remain
2213.1100.4111	PERSONAL REAL ESTATE TAX	20,658.00	1,645.03	15,799.09	4,858.91	23.52
2213.1100.4112	TANGIBLE PROPERTY TAX	0.00	0.00	0.00	0.00	0.00
2213.1100.4115	ROLLBACK, HOMESTEAD EXEMPT	17,989.28	0.00	0.00	17,989.28	100.00
2213.1800.4143	LOCAL GRANT (GGF)	0.00	0.00	0.00	0.00	0.00
2213.1800.4183	MINORITY PART GRANT	0.00	0.00	0.00	0.00	0.00
2213.1900.4192	TRANSFER-IN	0.00	0.00	0.00	0.00	0.00
** 2213 FIRE PENSION		38,647.28	1,645.03	15,799.09	22,848.19	
2230.1900.4140	EC-EMS REVENUE	819,615.13	45,686.00	216,718.42	602,896.71	73.56
2230.1900.4191	FY13 EMS TRAINING & EQUIP GRANT	0.00	0.00	0.00	0.00	0.00
2230.1900.4192	TRANSFER IN	0.00	0.00	0.00	0.00	0.00
2230.1900.4198	REIMBURSEMENT-HOSPITILIZATION	0.00	0.00	0.00	0.00	0.00
2230.2120.4195	REFUNDS OPERATING EC -EMS	0.00	0.00	0.00	0.00	0.00
** 2230 EC-EMS		819,615.13	45,686.00	216,718.42	602,896.71	
2231.1900.4140	SCBA grant	0.00	0.00	1,979.00	-1,979.00	0.00
2231.1900.4192	FEMA TRANSFER - IN G/F	0.00	0.00	0.00	0.00	0.00
2231.1900.4193	SAFER GRANT 2015-FH-00689	354,577.16	122,953.19	122,953.19	231,623.97	65.32
2231.1900.4194	SAFER GRANT 2017-FH-00445	0.00	0.00	0.00	0.00	0.00
** 2231 FEMA GRANT FIRE		354,577.16	122,953.19	124,932.19	229,644.97	
2255.1601.4161	SPECIAL PROJECTS	54,000.00	5,933.00	17,846.17	36,153.83	66.95
2256.1400.4142	STATE GRANT	0.00	0.00	0.00	0.00	0.00
2256.1601.4161	ALCOHOL & DRUG TREATMENT COURT	4,000.00	376.50	1,303.50	2,696.50	67.41
2256.1900.4192	TRANSFER-IN COMM DET	0.00	0.00	0.00	0.00	0.00
2256.2260.4146	CDBG GRANT AWARD	0.00	0.00	0.00	0.00	0.00
** 2256 ALCOHOL AND DRUG TREATMENT CRT		4,000.00	376.50	1,303.50	2,696.50	
2257.1601.4143	State Remittance (IDAT)	825.00	0.00	0.00	825.00	100.00
2260.1400.4140	COMMUNITY DEVELOPMENT 1999	0.00	0.00	0.00	0.00	0.00
2260.1400.4141	COM DEV ADMIN	0.00	0.00	0.00	0.00	0.00
2260.1400.4142	COMMUNITY DEVELOPMENT 2000	0.00	0.00	0.00	0.00	0.00
2260.1400.4143	COMMUNITY DEVELOPMENT 2000	1,696,312.47	9,903.68	400,913.75	1,295,398.72	76.37
2260.1400.4183	PROGRAM INCOME (SPEC EVENTS)	0.00	0.00	0.00	0.00	0.00
2260.1400.4184	LAND BANK SALES	0.00	0.00	0.00	0.00	0.00
2260.1400.4191	REIMBURSEMENT	0.00	0.00	0.00	0.00	0.00
2260.1400.4193	FOREST HILLS PARK TRAILS GRANT	0.00	0.00	0.00	0.00	0.00
2260.1400.4195	REFUND OPERATING	0.00	0.00	0.00	0.00	0.00
2260.1400.4410	EMERGENCY LOAN FEES	0.00	0.00	0.00	0.00	0.00
2260.1400.4411	CODE ENFORCEMENT FEES	0.00	0.00	0.00	0.00	0.00
2260.1400.4413	BID SPECS	0.00	0.00	0.00	0.00	0.00
2260.1900.4192	TRANSFER-IN G/F	0.00	0.00	0.00	0.00	0.00
2260.1900.4194	ADVANCES IN - INITIAL	0.00	0.00	0.00	0.00	0.00
2260.1900.4198	REIMBURSEMENT-HOSPITILIZATION	0.00	0.00	0.00	0.00	0.00
2260.1900.4200	Local Government Note Proceeds	0.00	0.00	0.00	0.00	0.00
** 2260 COMMUNITY DEVELOPMENT FUND		1,696,312.47	9,903.68	400,913.75	1,295,398.72	

Account.....	Description.....	Est Revenue...	MTD Receipts..	YTD Receipts..	Unc Balance...	% Remain
2261.1400.4140	SPG S.M.A.R.T ADM	0.00	0.00	0.00	0.00	0.00
2261.1400.4141	SPG S.M.A.R.T PROGRAM	0.00	0.00	0.00	0.00	0.00
2261.1400.4191	REIMBURSEMENT	0.00	0.00	0.00	0.00	0.00
2261.1900.4194	ADVANCES IN - INITIAL	0.00	0.00	0.00	0.00	0.00
2261.1900.4200	Local Government Proceeds	0.00	0.00	0.00	0.00	0.00
** 2261 SPG 33		0.00	0.00	0.00	0.00	
2262.1400.4140	SPG507	0.00	0.00	0.00	0.00	0.00
2263.1900.4192	TRANSFER-IN	0.00	0.00	0.00	0.00	0.00
2263.2260.4192	TRANSFER-IN (G/F)	0.00	0.00	0.00	0.00	0.00
** 2263		0.00	0.00	0.00	0.00	
2269.1601.4161	FINES, COSTS & FORFEITURE	0.00	0.00	0.00	0.00	0.00
2269.1601.4162	OTHER	40,000.00	4,746.00	14,898.00	25,102.00	62.76
2269.1601.4163	SUPPLIES	0.00	0.00	0.00	0.00	0.00
2269.1900.4192	TRANSFER-IN	0.00	0.00	0.00	0.00	0.00
** 2269 COMPUTER LEGALIZE FEES		40,000.00	4,746.00	14,898.00	25,102.00	
2273.1400.4194	NSP 1 2010 REVENUES	0.00	0.00	0.00	0.00	0.00
2275.1800.4183	MISCELLANEOUS INCOME	0.00	0.00	0.00	0.00	0.00
2275.1900.4192	TRANSFER-IN-G/F-2000	0.00	0.00	0.00	0.00	0.00
2275.1900.4193	TRANSFER-IN-G/F-99	0.00	0.00	0.00	0.00	0.00
2275.1900.4194	ADVANCE IN	0.00	0.00	0.00	0.00	0.00
2275.1900.4195	REFUNDS-OPERATING	0.00	0.00	0.00	0.00	0.00
2275.1900.4198	REIMBURSEMENT-HOSPITILIZATION	0.00	0.00	0.00	0.00	0.00
2275.1900.4200	Local Government Note Proceeds	0.00	0.00	0.00	0.00	0.00
2275.2260.4142	VOCA STATE GRANT 2000	125,052.76	29,202.42	38,841.09	86,211.67	68.94
2275.2260.4143	VOCA 99	0.00	0.00	0.00	0.00	0.00
2275.2260.4144	SVAA 99	0.00	12,185.40	12,185.40	-12,185.40	0.00
2275.2265.4140	VOCA(STATE GRANT)	0.00	0.00	0.00	0.00	0.00
** 2275 VOCA		125,052.76	41,387.82	51,026.49	74,026.27	
2277.1400.4194	NSP-3 GRANT PROCEEDS	0.00	0.00	0.00	0.00	0.00
2277.1900.4198	REIMBURSEMENT-HOSPITILIZATION	0.00	0.00	0.00	0.00	0.00
** 2277 NSP - 3		0.00	0.00	0.00	0.00	
2279.1400.4141	COPS GRANT 2015UMWX0151	0.00	39,849.57	91,430.80	-91,430.80	0.00
2279.1900.4198	REIMBURSEMENT-HOSPITILIZATION	0.00	0.00	0.00	0.00	0.00
2279.2110.8999	TRANSFERS IN	46,291.40	0.00	0.00	46,291.40	100.00
** 2279 C.O.P.S UNIVERSAL		46,291.40	39,849.57	91,430.80	-45,139.40	
2284.1400.4140	BLOCK GRANT 97	0.00	0.00	0.00	0.00	0.00
2284.1900.4192	TRANSFER-IN	0.00	0.00	0.00	0.00	0.00
2284.1900.4194	ADVANCE-IN BLOCK GRANT 97	0.00	0.00	0.00	0.00	0.00
** 2284 BLOCK GRANT 97		0.00	0.00	0.00	0.00	

Account.....	Description.....	Est Revenue...	MTD Receipts..	YTD Receipts..	Unc Balance...	% Remain
2285.1601.4161	PROBATION FINES	34,000.00	3,403.51	10,818.99	23,181.01	68.18
2289.1400.4140	HOME ADMIN 99	0.00	0.00	0.00	0.00	0.00
2289.1400.4141	HOME PROGRAM 99	348,376.00	0.00	60,480.00	287,896.00	82.64
2289.1400.4142	CODE ENFORCE DEPOSIT	0.00	0.00	0.00	0.00	0.00
2289.1400.4183	PROGRAM INCOME	0.00	0.00	0.00	0.00	0.00
2289.1900.4192	TRANSFER-IN	0.00	0.00	0.00	0.00	0.00
2289.1900.4198	REIMBURSEMENT-HOSPITALIZATION	0.00	0.00	0.00	0.00	0.00
2289.1900.4200	Local Government Note Proceeds	0.00	0.00	0.00	0.00	0.00
** 2289 HOME - PROGRAM 99		348,376.00	0.00	60,480.00	287,896.00	
2290.1900.4200	Local Government Note Proceeds	0.00	0.00	0.00	0.00	0.00
2290.2110.4142	JAG POLICE (GRANT)	0.00	0.00	0.00	0.00	0.00
2290.2110.4143	JAG TECH UPGRADE	0.00	0.00	0.00	0.00	0.00
2290.2110.4145	CLEVE FOUNDATION(GRANT)-93 - POL	0.00	0.00	0.00	0.00	0.00
** 2290 JAG GRANT (POLICE)		0.00	0.00	0.00	0.00	
2296.1500.4144	SCHOOL RESOURCE OFFICERS-POLICE	224,482.71	47,858.42	109,812.83	114,669.88	51.08
2297.1500.4144	Drug Use Prevention	0.00	0.00	0.00	0.00	0.00
2298.1800.4183	Miscellaneous	0.00	0.00	0.00	0.00	0.00
2298.1900.4183	Seized funds	54,159.02	0.00	7,500.00	46,659.02	86.15
** 2298 LAW ENFORCEMENT TRUST		54,159.02	0.00	7,500.00	46,659.02	
2299.1400.4140	Bullet Proof Vest Grant	0.00	0.00	0.00	0.00	0.00
2299.1800.4182	INTEREST INCOME	1.00	0.01	0.03	0.97	97.00
2299.1800.4183	Miscellaneous	0.00	0.00	0.00	0.00	0.00
** 2299 FEDERAL ASSET FORFEITURE		1.00	0.01	0.03	0.97	
3310.1100.4111	GENERAL REAL ESTATE TAX	0.00	0.00	0.00	0.00	0.00
3310.1100.4112	TANGIBLE PERSONAL PROPERTY	0.00	0.00	0.00	0.00	0.00
3310.1100.4115	ROLLBACK HOMESTEAD EXEMPT	0.00	0.00	0.00	0.00	0.00
3310.1100.4128	LOCAL GOV'T FUND COUNTY	0.00	0.00	0.00	0.00	0.00
3310.1100.4182	INTEREST INCOME	0.00	0.00	0.00	0.00	0.00
3310.1300.4131	SPEC/ASSES/MISC/INTEREST	0.00	0.00	0.00	0.00	0.00
3310.1300.4132	SPEC ASSESS NOBLE NELA	0.00	0.00	0.00	0.00	0.00
3310.1800.4182	Misc	0.00	0.00	0.00	0.00	0.00
3310.1900.4191	Transfers In	97,477.14	0.00	97,477.14	0.00	0.00
** 3310 BOND RETIREMENT FUND		97,477.14	0.00	97,477.14	0.00	
4415.1100.4111	GENERAL REAL ESTATE TAX	137,721.00	10,966.36	105,319.37	32,401.63	23.53
4415.1100.4112	TANGIBLE PROPERTY TAX	0.00	0.00	0.00	0.00	0.00
4415.1100.4115	ROLLBACK, HOMESTEAD EXEPT	0.00	0.00	0.00	0.00	0.00
4415.1100.4193	DAMAGE TO CITY PROPERTY	0.00	0.00	0.00	0.00	0.00
4415.1800.4181	SALE OF FIXED ASSETS	0.00	0.00	0.00	0.00	0.00
4415.1800.4199	Sale of Fixed Assets	0.00	0.00	0.00	0.00	0.00
4415.1900.4192	PERMANENT IMPROVEMENT	0.00	3,118.03	26,479.89	-26,479.89	0.00

Account.....	Description.....	Est Revenue...	MTD Receipts..	YTD Receipts..	Unc Balance...	% Remain
4415.1900.4193	BIDDING FEES-STREET LIGHTING POL	0.00	0.00	0.00	0.00	0.00
4415.2110.4110	LAW ENFORCEMENT TRUST FUND	0.00	0.00	0.00	0.00	0.00
** 4415	PERMANENT IMPROVEMENT FUND	137,721.00	14,084.39	131,799.26	5,921.74	
4422.1200.4142	STATE GRANT-CONSTRUCTION	0.00	0.00	0.00	0.00	0.00
4422.1900.4192	TRANSFER-IN STATE GRANT	0.00	0.00	0.00	0.00	0.00
4422.2110.4142	STATE GRANT-CONSTRUCTION	0.00	0.00	0.00	0.00	0.00
** 4422		0.00	0.00	0.00	0.00	
5510.1800.4182	E. C. WATER-INTEREST INCOME	0.00	0.00	0.00	0.00	0.00
5510.1900.4182	ACCRUED INTEREST WATERWORKS	0.00	0.00	0.00	0.00	0.00
5510.1900.4184	WATER MISC INCOME	0.00	0.00	0.00	0.00	0.00
5510.1900.4192	TRANSFER-IN	0.00	0.00	0.00	0.00	0.00
5510.1900.4193	WATER ASSESSMENTS	1,000.00	0.00	0.00	1,000.00	100.00
5510.1900.4194	CHARGES FOR SERVICES(WATER)	0.00	0.00	0.00	0.00	0.00
5510.1900.4195	ADVANCE-IN	0.00	0.00	0.00	0.00	0.00
5510.1900.4200	Local Government Note Proceeds	0.00	0.00	0.00	0.00	0.00
5510.1900.4418	WATER REVENUE	0.00	0.00	0.00	0.00	0.00
** 5510	WATER FUND	1,000.00	0.00	0.00	1,000.00	
5520.1800.4182	E. C. SEWER INTEREST INCOME	0.00	0.00	0.00	0.00	0.00
5520.1900.4192	TRANSFER-IN	0.00	0.00	0.00	0.00	0.00
5520.1900.4193	SEWER ASSESSMENTS	2,000.00	0.00	443.36	1,556.64	77.83
5520.1900.4194	CHARGES FOR SERVICES(SEWER)	0.00	0.00	0.00	0.00	0.00
5520.1900.4195	ADVANCE-IN	0.00	0.00	0.00	0.00	0.00
5520.1900.4200	Local Government Note Proceeds	0.00	0.00	0.00	0.00	0.00
5520.1900.4418	SEWER REVENUE	0.00	0.00	0.00	0.00	0.00
** 5520	SEWER FUND	2,000.00	0.00	443.36	1,556.64	
5530.1900.4192	TRANSFER-IN	0.00	0.00	0.00	0.00	0.00
5530.1900.4200	Local Government Note Proceeds	0.00	0.00	0.00	0.00	0.00
5530.1900.4418	WATER-CAPITAL IMPROVEMENT	0.00	0.00	6,867.85	-6,867.85	0.00
** 5530	WATER-CAPITAL IMPROVEMENT FUND	0.00	0.00	6,867.85	-6,867.85	
5560.1900.4418	SEWER REVENUE	0.00	0.00	0.00	0.00	0.00
7710.1200.4140	AFTER SCHOOL PROGRAM	0.00	0.00	0.00	0.00	0.00
7710.1900.4192	AFTER WORK PROGRAM	0.00	0.00	0.00	0.00	0.00
** 7710		0.00	0.00	0.00	0.00	
7721.1900.4183	CONSTRUCTION ESCROW	0.00	0.00	0.00	0.00	0.00
7721.1900.4192	TRANSFER-IN	0.00	0.00	0.00	0.00	0.00
7721.1900.4412	MISCELLANEOUS DEPOSITS	5,000.00	100.00	400.00	4,600.00	92.00
** 7721	MISCELLANEOUS DEPOSITS	5,000.00	100.00	400.00	4,600.00	
7727.1800.4182	INTEREST INCOME	0.00	0.00	0.00	0.00	0.00
7727.1900.4418	WATER-SEWER TRUST ACCOUNT	0.00	0.00	0.00	0.00	0.00

Account.....	Description.....	Est Revenue...	MTD Receipts..	YTD Receipts..	Unc Balance...	% Remain
** 7727		0.00	0.00	0.00	0.00	
7729.2900.4420	PRU-PREP	0.00	0.00	0.00	0.00	0.00
7730.1900.4420	AMERICAN FAMILY LIFE INSUR	0.00	0.00	0.00	0.00	0.00
7730.2900.4420	CAPITOL AMERICA	0.00	0.00	0.00	0.00	0.00
** 7730		0.00	0.00	0.00	0.00	
7734.1900.4401	AFSCME DUES-EMPLOYEE WITHHOLDING	3,137.09	287.40	850.02	2,287.07	72.90
7734.1900.4402	ALLSTATE INSUR-EMPLOYEE WITHHOLD	0.00	0.00	0.00	0.00	0.00
7734.1900.4403	CONSECO INSUR-EMPLOYEE WITHHOLDI	0.00	0.00	0.00	0.00	0.00
7734.1900.4404	FIRE HOUSE FUND-EMPLOYEE WITHHOL	2,194.17	100.00	415.00	1,779.17	81.09
7734.1900.4405	FIRE UNION DUES-EMPLOYEE WITHHOL	22,541.67	1,600.00	6,650.00	15,891.67	70.50
7734.1900.4406	FOP-OLC-EMPLOYEE WITHHOLDINGS	1,736.89	0.00	0.00	1,736.89	100.00
7734.1900.4407	FOP-L39-EMLPLOYEE WITHHOLDINGS	10,488.33	1,890.00	6,705.00	3,783.33	36.07
7734.1900.4408	LEGAL SHIELD-EMPLOYEE WITHHOLDIN	560.38	167.52	671.70	-111.32	-19.87
7734.1900.4409	NY LIFE INSUR-EMPLOYEE WITHHOLDI	0.00	0.00	0.00	0.00	0.00
7734.1900.4410	OML INSUR-EMPLOYEE WITHHOLDINGS	815.67	28.06	112.24	703.43	86.24
7734.1900.4411	COLONIAL LIFE INSUR-EMPLOYEE WIT	45,842.28	1,954.93	8,378.23	37,464.05	81.72
7734.1900.4412	POLICE & FIRE INSUR-EMPLOYEE WIT	50,000.00	2,674.84	10,470.56	39,529.44	79.06
7734.1900.4413	SEIU DUES-EMPLOYEE WITHHOLDINGS	126.37	0.00	0.00	126.37	100.00
7734.1900.4414	UMFL DUES-EMPLOYEE WITHHOLDINGS	0.00	0.00	0.00	0.00	0.00
7734.1900.4415	UNITED WAY-EMPLOYEE WITHHOLDINGS	0.00	0.00	0.00	0.00	0.00
7734.1900.4416	AFLAC-EMPLOYEE WITHHOLDINGS	18,235.15	770.16	2,876.76	15,358.39	84.22
7734.1900.4417	Employee Refund	7,006.99	6,980.53	6,953.09	53.90	0.77
7734.1900.4418	OPED- EMPLOYEE WITHHOLDINGS	63,906.67	10,613.00	41,586.00	22,320.67	34.93
7734.1900.4419	OPERS-EMPLOYEE WITHHOLDINGS	213,151.28	12,015.33	49,947.13	163,204.15	76.57
7734.1900.4420	OP&F-EMPLOYEE WITHHOLDINGS	426,074.05	32,735.65	132,616.29	293,457.76	68.87
7734.1900.4421	COLORADO BANKERS LIFE	0.00	0.00	0.00	0.00	0.00
** 7734	EMPLOYEE WITHHOLDINGS	865,816.99	71,817.42	268,232.02	597,584.97	
7735.1500.4197	Reimb for Adm Expenses	295,039.80	0.00	0.00	295,039.80	100.00
7735.1500.4198	Reimb for Claims	704,960.20	89,857.16	353,750.02	351,210.18	49.82
7735.1500.4199	Reimb for Employee Contribution	0.00	0.00	0.00	0.00	0.00
** 7735	Self Insured Healthcare	1,000,000.00	89,857.16	353,750.02	646,249.98	
7740.2900.4430	ASSOCIATE LIFE INSURANCE	0.00	0.00	0.00	0.00	0.00
***		16,522,492.20	1,488,692.67	6,640,695.04	9,881,797.16	

The City of East Cleveland

Combined Expenditures
For Period Ending
4/30/2019

Source of Information
Finance Department
Financial Management System

Account.....	Description	Rev combined..	Combined MTD..	Combined YTD..	Combined Unexp	Combined Enc..	Prior Excess..	Combined Unenc
1110.1900.5205	PRIOR YEAR	0.00	0.00	0.00	0.00	0.00	0.00	0.00
1110.2110.5210	POLICE CHIE	73,068.84	5,621.28	22,485.13	50,583.71	0.00	0.00	50,583.71
1110.2110.5211	OTHER EMPLO	457,404.12	19,783.02	145,296.63	312,107.49	0.00	0.00	312,107.49
1110.2110.5212	REGULAR POL	962,835.70	110,672.23	368,926.14	593,909.56	0.00	0.00	593,909.56
1110.2110.5213	POLICE OVER	50,000.00	9,450.51	39,814.60	10,185.40	0.00	0.00	10,185.40
1110.2110.5215	SEPARATION	0.00	0.00	0.00	0.00	0.00	0.00	0.00
1110.2110.5216	FRINGE BENE	0.00	0.00	0.00	0.00	0.00	0.00	0.00
1110.2110.5217	COMPENSATOR	19,348.75	0.00	0.00	19,348.75	0.00	0.00	19,348.75
1110.2110.5218	CORRECTION	0.00	0.00	0.00	0.00	0.00	0.00	0.00
1110.2110.5220	TRAVEL (LON	0.00	0.00	0.00	0.00	0.00	0.00	0.00
1110.2110.5221	TRAVEL (LOC	0.00	-12.03	787.97	-787.97	0.00	0.00	-787.97
1110.2110.5222	BOOKS & PER	0.00	0.00	0.00	0.00	0.00	0.00	0.00
1110.2110.5223	MEMBERSHIPS	150.00	0.00	150.00	0.00	0.00	0.00	0.00
1110.2110.5224	TRAINING-PO	3,785.00	1,425.00	17,685.00	-13,900.00	0.00	0.00	-13,900.00
1110.2110.5226	SUSTENANCE	0.00	0.00	0.00	0.00	0.00	0.00	0.00
1110.2110.5227	AMBULANCE/P	0.00	0.00	0.00	0.00	0.00	0.00	0.00
1110.2110.5228	PRISONER CA	95,000.00	883.11	13,072.48	81,927.52	1,000.00	0.00	80,927.52
1110.2110.5229	PAL	0.00	0.00	0.00	0.00	0.00	0.00	0.00
1110.2110.5230	ST CLAIR AU	0.00	0.00	0.00	0.00	0.00	0.00	0.00
1110.2110.5232	COMMUNICATI	19,348.75	3,233.29	23,441.85	-4,093.10	0.00	0.00	-4,093.10
1110.2110.5233	POSTAGE - P	2,231.99	12.00	84.24	2,147.75	0.00	0.00	2,147.75
1110.2110.5234	PROFESSIONA	254,000.00	0.00	6,959.60	247,040.40	0.00	0.00	247,040.40
1110.2110.5235	JUVENILE TR	0.00	0.00	0.00	0.00	0.00	0.00	0.00
1110.2110.5236	SCHOOL GUAR	6,474.00	1,410.78	4,800.48	1,673.52	0.00	0.00	1,673.52
1110.2110.5237	TEMP CORREC	0.00	0.00	0.00	0.00	0.00	0.00	0.00
1110.2110.5238	POLICE STUD	0.00	0.00	0.00	0.00	0.00	0.00	0.00
1110.2110.5239	COMMUNITY C	0.00	0.00	0.00	0.00	0.00	0.00	0.00
1110.2110.5241	OFFICE SUPP	4,611.50	109.06	2,640.62	1,970.88	0.00	0.00	1,970.88
1110.2110.5242	OPERATING S	17,600.00	385.82	1,183.62	16,416.38	10.00	1,600.00	14,806.38
1110.2110.5243	REPAIRS & M	2,741.94	817.46	7,456.33	-4,714.39	0.00	0.00	-4,714.39
1110.2110.5244	SMALL TOOLS	0.00	0.00	0.00	0.00	0.00	0.00	0.00
1110.2110.5245	LEGAL COSTS	0.00	0.00	0.00	0.00	0.00	0.00	0.00
1110.2110.5246	JAIL REPAIR	5,000.00	0.00	0.00	5,000.00	0.00	0.00	5,000.00
1110.2110.5248	CLOTHING	65,800.00	10,358.88	50,667.23	15,132.77	0.00	0.00	15,132.77
1110.2110.5252	EQUIPMENT	17,274.00	7,796.33	9,610.77	7,663.23	0.00	0.00	7,663.23
1110.2110.5254	TIRES	7,276.24	0.00	2,276.24	5,000.00	0.00	0.00	5,000.00
1110.2110.5255	FUEL AND LU	54,660.28	5,005.35	16,968.77	37,691.51	0.00	0.00	37,691.51
1110.2110.5256	REPAIR PART	6,500.00	872.91	4,522.44	1,977.56	104.80	0.00	1,872.76
1110.2110.5257	VEHICLE RE	0.00	4,034.00	6,877.20	-6,877.20	0.00	0.00	-6,877.20
1110.2110.5258	OPERATING S	0.00	0.00	0.00	0.00	0.00	0.00	0.00
1110.2110.5259	SMALL TOOLS	0.00	0.00	0.00	0.00	0.00	0.00	0.00
1110.2110.5285	SOCIAL SECU	0.00	0.00	0.00	0.00	0.00	0.00	0.00
1110.2110.5286	MEDICARE	22,889.31	2,006.03	7,928.24	14,961.07	0.00	0.00	14,961.07
1110.2110.5287	UNEMPLOYMEN	0.00	0.00	0.00	0.00	0.00	0.00	0.00
1110.2110.5288	DENTAL	0.00	0.00	0.00	0.00	0.00	0.00	0.00
1110.2110.5290	PERS	17,764.65	2,367.71	7,233.97	10,530.68	0.00	0.00	10,530.68
1110.2110.5291	POLICE PENS	327,503.61	41,336.67	111,535.54	215,968.07	0.00	0.00	215,968.07
1110.2110.5293	WORKERS COM	49,160.66	0.00	0.00	49,160.66	0.00	0.00	49,160.66
1110.2110.5294	HOSPITALIZA	300,000.00	33,729.59	162,953.02	137,046.98	0.00	0.00	137,046.98
1110.2110.5296	STOP LOSS	0.00	0.00	0.00	0.00	0.00	0.00	0.00
1110.2110.5297	THE NELA G.	0.00	0.00	0.00	0.00	0.00	0.00	0.00
1110.2110.5298	TPA	0.00	0.00	0.00	0.00	0.00	0.00	0.00
1110.2110.5500	TEMPORARY B	0.00	0.00	0.00	0.00	0.00	0.00	0.00

Account.....	Description	Rev combined..	Combined MTD..	Combined YTD..	Combined Unexp	Combined Enc..	Prior Excess..	Combined Unenc
1110.2110.5502	Capital Out	0.00	0.00	0.00	0.00	0.00	0.00	0.00
Subtotal for object		2,842,429.34	261,299.00	1,035,358.11	1,807,071.23	1,114.80	1,600.00	1,804,356.43
* Dept 2110 POLICE DEPT		2,842,429.34	261,299.00	1,035,358.11	1,807,071.23	1,114.80	1,600.00	1,804,356.43
1110.2120.5210	CHIEF	74,829.23	5,606.04	22,424.16	52,405.07	0.00	0.00	52,405.07
1110.2120.5211	OTHER EMPLO	43,997.60	3,315.20	13,260.80	30,736.80	0.00	0.00	30,736.80
1110.2120.5212	REGULAR FIR	1,075,627.55	87,631.65	331,537.97	744,089.58	0.00	0.00	744,089.58
1110.2120.5213	FIRE OVERTI	21,540.00	23.40	988.71	20,551.29	0.00	0.00	20,551.29
1110.2120.5214	SAFETY DIRE	0.00	0.00	0.00	0.00	0.00	0.00	0.00
1110.2120.5215	SEPARATION	0.00	0.00	0.00	0.00	0.00	0.00	0.00
1110.2120.5216	COMP TIME P	0.00	0.00	0.00	0.00	0.00	0.00	0.00
1110.2120.5217	COMPENSATOR	0.00	0.00	0.00	0.00	0.00	0.00	0.00
1110.2120.5220	TRAVEL (LON	0.00	0.00	0.00	0.00	0.00	0.00	0.00
1110.2120.5221	TRAVEL (LOC	0.00	0.00	0.00	0.00	0.00	0.00	0.00
1110.2120.5222	BOOKS & PER	0.00	0.00	0.00	0.00	0.00	0.00	0.00
1110.2120.5223	MEMBERSHIP	411.00	0.00	100.00	311.00	0.00	0.00	311.00
1110.2120.5224	FIRE TRAINI	0.00	0.00	0.00	0.00	0.00	0.00	0.00
1110.2120.5227	AMBULANCE	0.00	0.00	0.00	0.00	0.00	0.00	0.00
1110.2120.5232	COMMUNICATI	0.00	0.00	0.00	0.00	0.00	0.00	0.00
1110.2120.5234	PROFESSIONA	7,755.00	325.00	1,429.00	6,326.00	2,600.00	0.00	3,726.00
1110.2120.5239	OTHER	0.00	0.00	0.00	0.00	0.00	0.00	0.00
1110.2120.5240	LICENSE REN	0.00	0.00	0.00	0.00	0.00	0.00	0.00
1110.2120.5241	OFFICE SUPP	367.41	172.50	262.48	104.93	0.00	0.00	104.93
1110.2120.5242	OPERATING S	4,237.54	0.00	1,030.49	3,207.05	1,857.13	0.00	1,349.92
1110.2120.5243	REPAIRS & M	22,434.22	389.84	13,899.14	8,535.08	120.90	30.98	8,383.20
1110.2120.5244	SMALL TOOLS	0.00	0.00	0.00	0.00	0.00	0.00	0.00
1110.2120.5248	CLOTHING	12,600.00	0.00	999.00	11,601.00	0.00	0.00	11,601.00
1110.2120.5252	EQUIPMENT -	9,017.05	92.00	834.99	8,182.06	1,452.50	0.00	6,729.56
1110.2120.5254	TIRES	0.00	654.67	2,587.28	-2,587.28	0.00	0.00	-2,587.28
1110.2120.5255	FUEL AND LU	18,921.24	1,329.06	5,905.47	13,015.77	0.00	0.00	13,015.77
1110.2120.5256	REPAIR PART	0.00	0.00	0.00	0.00	0.00	0.00	0.00
1110.2120.5257	OUTSIDE REP	0.00	0.00	0.00	0.00	0.00	0.00	0.00
1110.2120.5258	OPERATING S	0.00	0.00	0.00	0.00	0.00	0.00	0.00
1110.2120.5259	SMALL TOOLS	0.00	0.00	0.00	0.00	0.00	0.00	0.00
1110.2120.5285	SOCIAL SECU	0.00	0.00	0.00	0.00	0.00	0.00	0.00
1110.2120.5286	MEDICARE	17,631.92	1,274.37	4,819.42	12,812.50	0.00	0.00	12,812.50
1110.2120.5287	UMEMPLOYMEN	0.00	0.00	0.00	0.00	0.00	0.00	0.00
1110.2120.5288	DENTAL	0.00	0.00	0.00	0.00	0.00	0.00	0.00
1110.2120.5290	PERS	6,159.66	696.19	2,151.58	4,008.08	0.00	0.00	4,008.08
1110.2120.5291	FIRE-PENSIO	0.00	0.00	0.00	0.00	0.00	0.00	0.00
1110.2120.5292	FIRE PENSIO	261,397.48	29,386.25	88,657.08	172,740.40	0.00	0.00	172,740.40
1110.2120.5293	WORKERS COM	0.00	0.00	0.00	0.00	0.00	0.00	0.00
1110.2120.5294	HOSPITALIZA	212,018.58	13,321.46	44,603.31	167,415.27	0.00	0.00	167,415.27
1110.2120.5296	STOP LOSS	0.00	0.00	0.00	0.00	0.00	0.00	0.00
1110.2120.5298	TPA	0.00	0.00	0.00	0.00	0.00	0.00	0.00
1110.2120.5500	TEMPORARY B	0.00	0.00	0.00	0.00	0.00	0.00	0.00
1110.2120.5502	Capital Out	0.00	0.00	0.00	0.00	0.00	0.00	0.00
Subtotal for object		1,788,945.48	144,217.63	535,490.88	1,253,454.60	6,030.53	30.98	1,247,393.09
* Dept 2120 FIRE DEPT		1,788,945.48	144,217.63	535,490.88	1,253,454.60	6,030.53	30.98	1,247,393.09

Account.....	Description	Rev combined..	Combined MTD..	Combined YTD..	Combined Unexp	Combined Enc..	Prior Excess..	Combined Unenc
1110.2130.5211	OTHER EMPLO	0.00	0.00	0.00	0.00	0.00	0.00	0.00
1110.2130.5220	TRAVEL (LON	0.00	0.00	0.00	0.00	0.00	0.00	0.00
1110.2130.5234	PROFESSIONA	0.00	0.00	0.00	0.00	0.00	0.00	0.00
1110.2130.5239	OTHER	0.00	0.00	0.00	0.00	0.00	0.00	0.00
1110.2130.5242	OPERATING S	0.00	0.00	0.00	0.00	0.00	0.00	0.00
1110.2130.5243	REPAIRS & M	0.00	0.00	0.00	0.00	0.00	0.00	0.00
1110.2130.5244	SMALL TOOLS	0.00	0.00	0.00	0.00	0.00	0.00	0.00
1110.2130.5252	EQUIPMENT	0.00	0.00	0.00	0.00	0.00	0.00	0.00
1110.2130.5281	STREET LIGH	221,172.40	17,888.61	71,221.66	149,950.74	57,336.13	0.00	92,614.61
1110.2130.5286	MEDICARE	0.00	0.00	0.00	0.00	0.00	0.00	0.00
1110.2130.5500	TEMPORARY B	0.00	0.00	0.00	0.00	0.00	0.00	0.00
1110.2130.5501	Separation	0.00	0.00	0.00	0.00	0.00	0.00	0.00
1110.2130.5502	Capital Out	0.00	0.00	0.00	0.00	0.00	0.00	0.00
Subtotal for object		221,172.40	17,888.61	71,221.66	149,950.74	57,336.13	0.00	92,614.61
* Dept 2130 STREET LIGHTING		221,172.40	17,888.61	71,221.66	149,950.74	57,336.13	0.00	92,614.61
1110.2140.5210	DIRECTOR	0.00	0.00	0.00	0.00	0.00	0.00	0.00
1110.2140.5211	OTHER EMPLO	0.00	0.00	0.00	0.00	0.00	0.00	0.00
1110.2140.5232	COMMUNICATI	0.00	0.00	0.00	0.00	0.00	0.00	0.00
1110.2140.5233	POSTAGE - P	0.00	0.00	0.00	0.00	0.00	0.00	0.00
1110.2140.5234	PROFESSIONA	0.00	0.00	0.00	0.00	0.00	0.00	0.00
1110.2140.5235	PROCESSING	0.00	0.00	0.00	0.00	0.00	0.00	0.00
1110.2140.5239	OTHER	0.00	0.00	0.00	0.00	0.00	0.00	0.00
1110.2140.5241	OFFICE SUPP	0.00	0.00	0.00	0.00	0.00	0.00	0.00
1110.2140.5242	OPERATING S	0.00	0.00	0.00	0.00	0.00	0.00	0.00
1110.2140.5252	EQUIPMENT	0.00	0.00	0.00	0.00	0.00	0.00	0.00
1110.2140.5254	COLLECTION	0.00	0.00	0.00	0.00	0.00	0.00	0.00
1110.2140.5286	MEDICARE	0.00	0.00	0.00	0.00	0.00	0.00	0.00
1110.2140.5288	DENTAL	0.00	0.00	0.00	0.00	0.00	0.00	0.00
1110.2140.5290	PERS	0.00	0.00	0.00	0.00	0.00	0.00	0.00
1110.2140.5293	WORKERS COM	0.00	0.00	0.00	0.00	0.00	0.00	0.00
1110.2140.5294	HOSPITALIZA	0.00	0.00	0.00	0.00	0.00	0.00	0.00
1110.2140.5296	STOP LOSS	0.00	0.00	0.00	0.00	0.00	0.00	0.00
1110.2140.5298	TPA	0.00	0.00	0.00	0.00	0.00	0.00	0.00
1110.2140.5500	TEMPORARY B	0.00	0.00	0.00	0.00	0.00	0.00	0.00
Subtotal for object		0.00	0.00	0.00	0.00	0.00	0.00	0.00
* Dept 2140 PARKING VIOLATIONS		0.00	0.00	0.00	0.00	0.00	0.00	0.00
1110.2160.5211	OTHER	0.00	0.00	0.00	0.00	0.00	0.00	0.00
1110.2160.5234	PROFESSIONA	0.00	0.00	0.00	0.00	0.00	0.00	0.00
1110.2160.5241	OFFICE SUPP	0.00	0.00	0.00	0.00	0.00	0.00	0.00
1110.2160.5242	OPERATING S	0.00	0.00	0.00	0.00	0.00	0.00	0.00
1110.2160.5243	REPAIRS & M	0.00	0.00	0.00	0.00	0.00	0.00	0.00
1110.2160.5252	EQUIPMENT	0.00	0.00	0.00	0.00	0.00	0.00	0.00
1110.2160.5286	MEDICARE	0.00	0.00	0.00	0.00	0.00	0.00	0.00
1110.2160.5340	OPERATING L	0.00	0.00	0.00	0.00	0.00	0.00	0.00
1110.2160.5500	TEMPORARY B	0.00	0.00	0.00	0.00	0.00	0.00	0.00
Subtotal for object		0.00	0.00	0.00	0.00	0.00	0.00	0.00

Account.....	Description	Rev combined..	Combined MTD..	Combined YTD..	Combined Unexp	Combined Enc..	Prior Excess..	Combined Unenc
* Dept 2160	POLICE/FIRE COMM	0.00	0.00	0.00	0.00	0.00	0.00	0.00
1110.2310.5210	DIRECTOR	0.00	0.00	0.00	0.00	0.00	0.00	0.00
1110.2310.5211	OTHER EMPLO	32,985.06	2,361.32	9,505.40	23,479.66	0.00	0.00	23,479.66
1110.2310.5216	OTHER EMPLO	0.00	0.00	0.00	0.00	0.00	0.00	0.00
1110.2310.5219	INDEPENDENT	33,600.00	3,120.00	12,480.00	21,120.00	0.00	0.00	21,120.00
1110.2310.5220	TRAVEL (LON	0.00	0.00	0.00	0.00	0.00	0.00	0.00
1110.2310.5221	TRAVEL (LOC	0.00	0.00	0.00	0.00	0.00	0.00	0.00
1110.2310.5222	BOOKS & PER	0.00	0.00	0.00	0.00	0.00	0.00	0.00
1110.2310.5223	MEMBERSHIP	0.00	0.00	0.00	0.00	0.00	0.00	0.00
1110.2310.5232	COMMUNICATI	1,550.62	0.00	0.00	1,550.62	0.00	0.00	1,550.62
1110.2310.5233	POSTAGE - P	0.00	0.00	0.00	0.00	0.00	0.00	0.00
1110.2310.5234	PROFESSIONA	0.00	39.95	679.92	-679.92	0.00	0.00	-679.92
1110.2310.5235	SEASONAL EM	0.00	0.00	0.00	0.00	0.00	0.00	0.00
1110.2310.5236	PARK STUDY	0.00	0.00	0.00	0.00	0.00	0.00	0.00
1110.2310.5238	PRINTING &	0.00	0.00	0.00	0.00	0.00	0.00	0.00
1110.2310.5239	OTHER	0.00	0.00	0.00	0.00	0.00	0.00	0.00
1110.2310.5240	OPER SUPPLI	0.00	0.00	0.00	0.00	0.00	0.00	0.00
1110.2310.5241	OFFICE SUPP	300.00	0.00	0.00	300.00	0.00	0.00	300.00
1110.2310.5242	OPERATING S	3,000.00	0.00	150.00	2,850.00	1,060.00	0.00	1,790.00
1110.2310.5243	REPAIRS & M	10,000.00	2.41	2,805.47	7,194.53	0.00	0.00	7,194.53
1110.2310.5244	SMALL TOOLS	0.00	0.00	0.00	0.00	0.00	0.00	0.00
1110.2310.5245	ST. ANNE'S	0.00	0.00	0.00	0.00	0.00	0.00	0.00
1110.2310.5250	YOUTH O. U.	0.00	0.00	0.00	0.00	0.00	0.00	0.00
1110.2310.5251	MEMORIAL PA	0.00	0.00	0.00	0.00	0.00	0.00	0.00
1110.2310.5252	EQUIPMENT	0.00	4,050.20	6,738.23	-6,738.23	0.00	0.00	-6,738.23
1110.2310.5254	TIRES - PAR	0.00	0.00	0.00	0.00	0.00	0.00	0.00
1110.2310.5255	FUEL AND LU	1,500.00	0.00	0.00	1,500.00	0.00	0.00	1,500.00
1110.2310.5257	VEHICLE REP	0.00	0.00	0.00	0.00	0.00	0.00	0.00
1110.2310.5280	ELECTRIC -	0.00	0.00	0.00	0.00	0.00	0.00	0.00
1110.2310.5282	GAS NATURAL	0.00	0.00	0.00	0.00	0.00	0.00	0.00
1110.2310.5283	TELEPHONE -	0.00	0.00	0.00	0.00	0.00	0.00	0.00
1110.2310.5286	MEDICARE	445.11	32.65	131.48	313.63	0.00	0.00	313.63
1110.2310.5287	UNEMPLOYMEN	0.00	0.00	0.00	0.00	0.00	0.00	0.00
1110.2310.5288	DENTAL	0.00	0.00	0.00	0.00	0.00	0.00	0.00
1110.2310.5290	PERS	4,297.59	544.94	1,641.26	2,656.33	0.00	0.00	2,656.33
1110.2310.5291	PICK-UP	2,288.00	0.00	0.00	2,288.00	0.00	0.00	2,288.00
1110.2310.5293	WORKERS COM	826.57	0.00	0.00	826.57	0.00	0.00	826.57
1110.2310.5294	HOSPITALIZA	3,500.00	179.11	716.44	2,783.56	0.00	0.00	2,783.56
1110.2310.5296	STOP LOSS	0.00	0.00	0.00	0.00	0.00	0.00	0.00
1110.2310.5298	TPA	0.00	0.00	0.00	0.00	0.00	0.00	0.00
1110.2310.5418	WATER-SEWER	0.00	0.00	0.00	0.00	0.00	0.00	0.00
1110.2310.5500	TEMPORARY B	0.00	0.00	0.00	0.00	0.00	0.00	0.00
1110.2310.5501	Separation	0.00	0.00	0.00	0.00	0.00	0.00	0.00
1110.2310.5502	Capital Out	0.00	0.00	0.00	0.00	0.00	0.00	0.00
Subtotal for object		94,292.95	10,330.58	34,848.20	59,444.75	1,060.00	0.00	58,384.75
* Dept 2310	PARKS & REC	94,292.95	10,330.58	34,848.20	59,444.75	1,060.00	0.00	58,384.75
1110.2410.5210	HOUSING COM	0.00	0.00	0.00	0.00	0.00	0.00	0.00
1110.2410.5211	OTHER EMPLO	72,609.11	3,355.76	13,385.21	59,223.90	0.00	0.00	59,223.90
1110.2410.5220	TRAVEL LONG	0.00	0.00	0.00	0.00	0.00	0.00	0.00
1110.2410.5221	TRAVEL LOCA	0.00	0.00	52.14	-52.14	0.00	0.00	-52.14

Account.....	Description	Rev combined..	Combined MTD..	Combined YTD..	Combined Unexp	Combined Enc..	Prior Excess..	Combined Unenc
1110.2410.5222	BOOKS & PER	0.00	0.00	0.00	0.00	0.00	0.00	0.00
1110.2410.5223	MEMBERSHIP	0.00	0.00	0.00	0.00	0.00	0.00	0.00
1110.2410.5224	TRAINING	0.00	0.00	0.00	0.00	1,997.00	0.00	-1,997.00
1110.2410.5232	COMMUNICATI	0.00	0.00	0.00	0.00	0.00	0.00	0.00
1110.2410.5233	POSTAGE - H	3,000.00	403.76	1,027.52	1,972.48	0.00	0.00	1,972.48
1110.2410.5234	PROFESSIONA	43,000.00	2,825.00	9,975.00	33,025.00	0.00	0.00	33,025.00
1110.2410.5239	OTHER	0.00	32.42	32.42	-32.42	0.00	0.00	-32.42
1110.2410.5240	LAND REUTIL	0.00	0.00	0.00	0.00	0.00	0.00	0.00
1110.2410.5241	OFFICE SUPP	1,903.00	0.00	518.96	1,384.04	0.00	0.00	1,384.04
1110.2410.5242	OPERATING S	0.00	0.00	0.00	0.00	55.04	0.00	-55.04
1110.2410.5243	REPAIR & MA	0.00	0.00	404.78	-404.78	0.00	0.00	-404.78
1110.2410.5248	CLOTHING	124.50	0.00	0.00	124.50	0.00	0.00	124.50
1110.2410.5252	EQUIPMENT	660.89	0.00	0.00	660.89	0.00	0.00	660.89
1110.2410.5255	FUEL AND LU	600.00	173.88	425.52	174.48	0.00	0.00	174.48
1110.2410.5257	VEHICLE REP	0.00	144.72	330.22	-330.22	0.00	0.00	-330.22
1110.2410.5277	E. C. YOUTH	0.00	0.00	0.00	0.00	0.00	0.00	0.00
1110.2410.5286	MEDICARE	973.15	45.77	182.58	790.57	0.00	0.00	790.57
1110.2410.5287	UNEMPLOYMEN	0.00	0.00	0.00	0.00	0.00	0.00	0.00
1110.2410.5288	DENTAL	0.00	0.00	0.00	0.00	0.00	0.00	0.00
1110.2410.5290	PERS	9,395.98	244.15	754.16	8,641.82	0.00	0.00	8,641.82
1110.2410.5291	PICK-UP	5,200.00	239.04	1,075.62	4,124.38	0.00	0.00	4,124.38
1110.2410.5293	WORKERS COM	2,200.00	0.00	0.00	2,200.00	0.00	0.00	2,200.00
1110.2410.5294	HOSPITALIZA	21,615.00	522.09	3,807.20	17,807.80	0.00	0.00	17,807.80
1110.2410.5296	STOP LOSS	0.00	0.00	0.00	0.00	0.00	0.00	0.00
1110.2410.5298	TPA	0.00	0.00	0.00	0.00	0.00	0.00	0.00
1110.2410.5410	SPECIAL ASS	0.00	0.00	0.00	0.00	0.00	0.00	0.00
1110.2410.5500	TEMPORARY B	0.00	0.00	0.00	0.00	0.00	0.00	0.00
1110.2410.5501	Separation	0.00	0.00	0.00	0.00	0.00	0.00	0.00
1110.2410.5502	Capital Out	0.00	0.00	0.00	0.00	0.00	0.00	0.00
Subtotal for object		161,281.63	7,986.59	31,971.33	129,310.30	2,052.04	0.00	127,258.26
* Dept 2410 HOUSING DEPT		161,281.63	7,986.59	31,971.33	129,310.30	2,052.04	0.00	127,258.26
1110.2430.5211	OTHER EMPLO	0.00	0.00	0.00	0.00	0.00	0.00	0.00
1110.2430.5213	OVERTIME -	0.00	0.00	0.00	0.00	0.00	0.00	0.00
1110.2430.5227	OUTSIDE REP	0.00	0.00	0.00	0.00	0.00	0.00	0.00
1110.2430.5234	PROFESSIONA	0.00	0.00	0.00	0.00	0.00	0.00	0.00
1110.2430.5239	OTHER - FOR	0.00	0.00	0.00	0.00	0.00	0.00	0.00
1110.2430.5241	OFFICE SUPP	0.00	0.00	0.00	0.00	0.00	0.00	0.00
1110.2430.5242	OPERATING S	0.00	0.00	0.00	0.00	0.00	0.00	0.00
1110.2430.5243	REPAIRS AND	0.00	0.00	0.00	0.00	0.00	0.00	0.00
1110.2430.5244	SMALL TOOLS	0.00	0.00	0.00	0.00	0.00	0.00	0.00
1110.2430.5252	EQUIPMENT	0.00	0.00	0.00	0.00	0.00	0.00	0.00
1110.2430.5286	MEDICARE	0.00	0.00	0.00	0.00	0.00	0.00	0.00
1110.2430.5288	DENTAL	0.00	0.00	0.00	0.00	0.00	0.00	0.00
1110.2430.5290	PERS	0.00	0.00	0.00	0.00	0.00	0.00	0.00
1110.2430.5291	PICK-UP	0.00	0.00	0.00	0.00	0.00	0.00	0.00
1110.2430.5293	WORKERS COM	0.00	0.00	0.00	0.00	0.00	0.00	0.00
1110.2430.5294	HOSPITILIZA	0.00	0.00	0.00	0.00	0.00	0.00	0.00
1110.2430.5500	TEMPORARY B	0.00	0.00	0.00	0.00	0.00	0.00	0.00
Subtotal for object		0.00	0.00	0.00	0.00	0.00	0.00	0.00

Account.....	Description	Rev combined..	Combined MTD..	Combined YTD..	Combined Unexp	Combined Enc..	Prior Excess..	Combined Unenc
* Dept 2430 FORESTRY		0.00	0.00	0.00	0.00	0.00	0.00	0.00
1110.2500.5210	DIRECTOR	0.00	0.00	0.00	0.00	0.00	0.00	0.00
1110.2500.5211	OTHER EMPLO	24,207.04	0.00	0.00	24,207.04	0.00	0.00	24,207.04
1110.2500.5213	OVERTIME -	0.00	0.00	0.00	0.00	0.00	0.00	0.00
1110.2500.5220	TRAVEL LONG	0.00	0.00	0.00	0.00	0.00	0.00	0.00
1110.2500.5221	TRAVEL LOCA	0.00	0.00	0.00	0.00	0.00	0.00	0.00
1110.2500.5222	BOOKS & PER	0.00	0.00	0.00	0.00	0.00	0.00	0.00
1110.2500.5223	MEMBERSHIPS	0.00	0.00	0.00	0.00	0.00	0.00	0.00
1110.2500.5224	TRAINNING	0.00	0.00	0.00	0.00	0.00	0.00	0.00
1110.2500.5232	COMMUNICATI	0.00	0.00	0.00	0.00	67.00	0.00	-67.00
1110.2500.5233	POSTAGE - S	0.00	0.00	0.00	0.00	0.00	0.00	0.00
1110.2500.5234	PROFESSIONA	0.00	15,792.80	74,196.20	-74,196.20	0.00	0.00	-74,196.20
1110.2500.5235	SEASONAL EM	0.00	0.00	0.00	0.00	0.00	0.00	0.00
1110.2500.5239	OTHER OPERA	0.00	0.00	0.00	0.00	0.00	0.00	0.00
1110.2500.5241	OFFICE SUPP	0.00	0.00	0.00	0.00	0.00	0.00	0.00
1110.2500.5242	OPERATING S	1,500.00	0.00	1,864.38	-364.38	393.24	0.00	-757.62
1110.2500.5243	REPAIRS & M	0.00	0.00	8.04	-8.04	0.00	0.00	-8.04
1110.2500.5248	CLOTHING -	0.00	0.00	0.00	0.00	302.70	0.00	-302.70
1110.2500.5252	EQUIPMENT	9,571.00	22,650.50	30,267.50	-20,696.50	0.00	54.00	-20,750.50
1110.2500.5254	TIRES	0.00	0.00	0.00	0.00	0.00	0.00	0.00
1110.2500.5255	FUEL & LUBR	25,000.00	2,516.06	11,414.68	13,585.32	0.00	0.00	13,585.32
1110.2500.5256	REPAIR PART	0.00	0.00	0.00	0.00	0.00	0.00	0.00
1110.2500.5257	VEHICLE RE	0.00	0.00	0.00	0.00	0.00	0.00	0.00
1110.2500.5258	OPERATING S	0.00	0.00	0.00	0.00	0.00	0.00	0.00
1110.2500.5259	SMALL TOOLS	3,000.00	0.00	0.00	3,000.00	0.00	0.00	3,000.00
1110.2500.5286	MEDICARE	319.09	0.00	0.00	319.09	0.00	0.00	319.09
1110.2500.5287	UNEMPLOYMEN	0.00	0.00	0.00	0.00	0.00	0.00	0.00
1110.2500.5288	DENTAL	0.00	0.00	0.00	0.00	0.00	0.00	0.00
1110.2500.5290	PERS	3,080.90	0.00	0.00	3,080.90	0.00	0.00	3,080.90
1110.2500.5291	PICK-UP	0.00	0.00	0.00	0.00	0.00	0.00	0.00
1110.2500.5293	WORKERS COM	0.00	0.00	0.00	0.00	0.00	0.00	0.00
1110.2500.5294	HOSPITALIZA	1,863.68	0.00	0.00	1,863.68	0.00	0.00	1,863.68
1110.2500.5296	STOP LOSS	0.00	0.00	0.00	0.00	0.00	0.00	0.00
1110.2500.5298	TPA	0.00	0.00	0.00	0.00	0.00	0.00	0.00
1110.2500.5500	TEMPORARY B	0.00	0.00	0.00	0.00	0.00	0.00	0.00
1110.2500.5501	Separation	0.00	0.00	0.00	0.00	0.00	0.00	0.00
1110.2500.5502	Capital Out	0.00	0.00	0.00	0.00	0.00	0.00	0.00
Subtotal for object		68,541.71	40,959.36	117,750.80	-49,209.09	762.94	54.00	-50,026.03
* Dept 2500 SERVICE DEPT		68,541.71	40,959.36	117,750.80	-49,209.09	762.94	54.00	-50,026.03
1110.2540.5211	EMPLOYEES-R	0.00	0.00	0.00	0.00	0.00	0.00	0.00
1110.2540.5215	EMPLOYEES-S	0.00	0.00	0.00	0.00	0.00	0.00	0.00
1110.2540.5234	DUMPING FEE	1,204,000.00	97,120.58	375,477.52	828,522.48	0.00	0.00	828,522.48
1110.2540.5241	OFFICE SUPP	0.00	0.00	0.00	0.00	0.00	0.00	0.00
1110.2540.5242	OPERATING S	0.00	0.00	0.00	0.00	0.00	0.00	0.00
1110.2540.5286	MEDICARE	0.00	0.00	0.00	0.00	0.00	0.00	0.00
1110.2540.5288	DENTAL	0.00	0.00	0.00	0.00	0.00	0.00	0.00
1110.2540.5290	PERS	0.00	0.00	0.00	0.00	0.00	0.00	0.00
1110.2540.5293	WORKERS COM	0.00	0.00	0.00	0.00	0.00	0.00	0.00
1110.2540.5294	HOSPITALIZA	0.00	0.00	0.00	0.00	0.00	0.00	0.00
1110.2540.5500	TEMPORARY B	0.00	0.00	0.00	0.00	0.00	0.00	0.00

Account.....	Description	Rev combined..	Combined MTD..	Combined YTD..	Combined Unexp	Combined Enc..	Prior Excess..	Combined Unenc
Subtotal for object		1,204,000.00	97,120.58	375,477.52	828,522.48	0.00	0.00	828,522.48
* Dept 2540 REFUSE COLLECTION		1,204,000.00	97,120.58	375,477.52	828,522.48	0.00	0.00	828,522.48
1110.2610.5211	OTHER EMPLO	0.00	0.00	0.00	0.00	0.00	0.00	0.00
1110.2610.5213	OVERTIME -	0.00	0.00	0.00	0.00	0.00	0.00	0.00
1110.2610.5241	OFFICE SUPP	0.00	0.00	0.00	0.00	0.00	0.00	0.00
1110.2610.5242	OPERATING S	0.00	0.00	0.00	0.00	0.00	0.00	0.00
1110.2610.5243	REPAIRS AND	0.00	0.00	0.00	0.00	0.00	0.00	0.00
1110.2610.5255	FUEL & LUBR	0.00	0.00	0.00	0.00	0.00	0.00	0.00
1110.2610.5256	REPAIR PART	0.00	0.00	0.00	0.00	0.00	0.00	0.00
1110.2610.5257	OUTSIDE REP	0.00	0.00	0.00	0.00	0.00	0.00	0.00
1110.2610.5286	MEDICARE	0.00	0.00	0.00	0.00	0.00	0.00	0.00
1110.2610.5288	DENTAL	0.00	0.00	0.00	0.00	0.00	0.00	0.00
1110.2610.5290	PERS	0.00	0.00	0.00	0.00	0.00	0.00	0.00
1110.2610.5291	PICK-UP	0.00	0.00	0.00	0.00	0.00	0.00	0.00
1110.2610.5293	WORKERS COM	0.00	0.00	0.00	0.00	0.00	0.00	0.00
1110.2610.5294	HOSPITALIZA	0.00	0.00	0.00	0.00	0.00	0.00	0.00
1110.2610.5500	TEMPORARY B	0.00	0.00	0.00	0.00	0.00	0.00	0.00
Subtotal for object		0.00	0.00	0.00	0.00	0.00	0.00	0.00
* Dept 2610 STREET CLEANING		0.00	0.00	0.00	0.00	0.00	0.00	0.00
1110.2630.5210	DIRECTOR	0.00	0.00	0.00	0.00	0.00	0.00	0.00
1110.2630.5211	OTHER EMPLO	0.00	0.00	0.00	0.00	0.00	0.00	0.00
1110.2630.5219	INDEPENDENT	0.00	0.00	0.00	0.00	0.00	0.00	0.00
1110.2630.5221	TRAVEL (LOC	0.00	0.00	0.00	0.00	0.00	0.00	0.00
1110.2630.5223	MEMBERSHIPS	0.00	0.00	0.00	0.00	0.00	0.00	0.00
1110.2630.5224	TRAINING -	0.00	0.00	0.00	0.00	0.00	0.00	0.00
1110.2630.5232	COMMUNICATI	0.00	0.00	0.00	0.00	0.00	0.00	0.00
1110.2630.5233	POSTAGE - H	0.00	0.00	0.00	0.00	0.00	0.00	0.00
1110.2630.5234	PROFESSIONA	0.00	0.00	0.00	0.00	0.00	0.00	0.00
1110.2630.5239	OTHER	0.00	0.00	0.00	0.00	0.00	0.00	0.00
1110.2630.5241	OFFICE SUPP	0.00	0.00	0.00	0.00	0.00	0.00	0.00
1110.2630.5242	OPERATING S	0.00	0.00	0.00	0.00	0.00	0.00	0.00
1110.2630.5243	REPAIRS & M	0.00	0.00	0.00	0.00	0.00	0.00	0.00
1110.2630.5244	SMALL TOOLS	0.00	0.00	0.00	0.00	0.00	0.00	0.00
1110.2630.5247	Mc Gregor G	0.00	0.00	0.00	0.00	0.00	0.00	0.00
1110.2630.5248	CLOTHING -	0.00	0.00	0.00	0.00	0.00	0.00	0.00
1110.2630.5252	EQUIPMENT	0.00	0.00	0.00	0.00	0.00	0.00	0.00
1110.2630.5255	FUEL AND LU	0.00	0.00	0.00	0.00	0.00	0.00	0.00
1110.2630.5257	OUTSIDE REP	0.00	0.00	0.00	0.00	0.00	0.00	0.00
1110.2630.5280	ELECTRIC -	0.00	0.00	0.00	0.00	0.00	0.00	0.00
1110.2630.5282	GAS NATURAL	0.00	0.00	0.00	0.00	0.00	0.00	0.00
1110.2630.5283	TELEPHONE -	0.00	0.00	0.00	0.00	0.00	0.00	0.00
1110.2630.5286	MEDICARE	0.00	0.00	0.00	0.00	0.00	0.00	0.00
1110.2630.5288	DENTAL	0.00	0.00	0.00	0.00	0.00	0.00	0.00
1110.2630.5290	PERS	0.00	0.00	0.00	0.00	0.00	0.00	0.00
1110.2630.5291	PICK-UP	0.00	0.00	0.00	0.00	0.00	0.00	0.00
1110.2630.5293	WORKERS COM	0.00	0.00	0.00	0.00	0.00	0.00	0.00
1110.2630.5294	HOSPITALIZA	0.00	0.00	0.00	0.00	0.00	0.00	0.00
1110.2630.5418	WATER-SEWER	0.00	0.00	0.00	0.00	0.00	0.00	0.00

Account.....	Description	Rev	combined..	Combined MTD..	Combined YTD..	Combined Unexp	Combined Enc..	Prior Excess..	Combined Unenc
1110.2630.5500	TEMPORARY B		0.00	0.00	0.00	0.00	0.00	0.00	0.00
Subtotal for object			0.00	0.00	0.00	0.00	0.00	0.00	0.00
* Dept 2630 HELEN S. BROWN			0.00	0.00	0.00	0.00	0.00	0.00	0.00
1110.2634.5234	PROFESSIONA		0.00	0.00	0.00	0.00	0.00	0.00	0.00
1110.2670.5288	DENTAL		0.00	0.00	0.00	0.00	0.00	0.00	0.00
1110.2700.5272	OLDER AMERI		0.00	0.00	0.00	0.00	0.00	0.00	0.00
1110.2700.5274	Transfer/Ou		0.00	0.00	0.00	0.00	0.00	0.00	0.00
1110.2700.5276	STREET LIGH	270,339.24	0.00	0.00	0.00	270,339.24	0.00	0.00	270,339.24
1110.2700.5277	ADVANCE-OUT		0.00	0.00	0.00	0.00	0.00	0.00	0.00
1110.2700.5278	LOCAL LAW E	46,291.40	0.00	0.00	0.00	46,291.40	0.00	0.00	46,291.40
1110.2700.5279	SPECIAL ENF		0.00	0.00	0.00	0.00	0.00	0.00	0.00
1110.2700.5281	VOCA		0.00	0.00	0.00	0.00	0.00	0.00	0.00
1110.2700.5282	Domestic-Tr		0.00	0.00	0.00	0.00	0.00	0.00	0.00
1110.2700.5283	CDBG-Transf		0.00	0.00	0.00	0.00	0.00	0.00	0.00
1110.2700.5284	SEWER		0.00	0.00	0.00	0.00	0.00	0.00	0.00
1110.2700.5285	BOND RETIRE	97,477.14	0.00	0.00	97,477.14	0.00	0.00	0.00	0.00
1110.2700.5286	HOMELAND SE		0.00	0.00	0.00	0.00	0.00	0.00	0.00
1110.2700.5287	DARE STATE		0.00	0.00	0.00	0.00	0.00	0.00	0.00
1110.2700.5288	WATER FUND		0.00	0.00	0.00	0.00	0.00	0.00	0.00
1110.2700.5289	HOME PROGRA		0.00	0.00	0.00	0.00	0.00	0.00	0.00
1110.2700.5291	POLICE PENS	22,475.62	22,475.62	22,475.62	0.00	0.00	0.00	0.00	0.00
1110.2700.5292	FIRE PENSIO		0.00	0.00	0.00	0.00	0.00	0.00	0.00
1110.2700.5294	Fire Grant		0.00	0.00	0.00	0.00	0.00	0.00	0.00
1110.2700.5295	EC-EMS		0.00	0.00	0.00	0.00	0.00	0.00	0.00
1110.2700.5296	SUMMER DAY		0.00	0.00	0.00	0.00	0.00	0.00	0.00
1110.2700.5297	FEMA - Tran	70,000.00	0.00	0.00	0.00	70,000.00	0.00	0.00	70,000.00
Subtotal for object			506,583.40	22,475.62	119,952.76	386,630.64	0.00	0.00	386,630.64
* Dept 2700 MISCELLANEOUS			506,583.40	22,475.62	119,952.76	386,630.64	0.00	0.00	386,630.64
1110.2701.5270	ADVANCES OU		0.00	0.00	0.00	0.00	0.00	0.00	0.00
1110.2710.5210	MAYOR	40,000.06	3,076.92	12,307.71	27,692.35	0.00	0.00	0.00	27,692.35
1110.2710.5211	OTHER EMPLO	114,982.40	8,845.52	35,382.09	79,600.31	0.00	0.00	0.00	79,600.31
1110.2710.5220	TRAVEL LONG		0.00	0.00	0.00	0.00	0.00	0.00	0.00
1110.2710.5221	TRAVEL LOCA		0.00	0.00	0.00	0.00	0.00	0.00	0.00
1110.2710.5222	BOOKS & PER		0.00	0.00	0.00	0.00	0.00	0.00	0.00
1110.2710.5223	MEMBERSHIP		0.00	0.00	1,016.84	-1,016.84	0.00	0.00	-1,016.84
1110.2710.5224	TRAINING-MA		0.00	0.00	0.00	0.00	0.00	0.00	0.00
1110.2710.5232	COMMUNICATI		0.00	0.00	0.00	0.00	0.00	0.00	0.00
1110.2710.5233	POSTAGE - M	200.00	27.43	74.97	125.03	0.00	0.00	0.00	125.03
1110.2710.5234	PROFESSIONA	8,160.00	1,360.00	2,720.00	5,440.00	0.00	0.00	0.00	5,440.00
1110.2710.5239	OTHER		0.00	0.00	0.00	0.00	0.00	0.00	0.00
1110.2710.5241	OFFICE SUPP	1,000.00	274.00	531.74	468.26	0.00	0.00	0.00	468.26
1110.2710.5242	OPERATING S		0.00	0.00	50.89	-50.89	0.00	0.00	-50.89
1110.2710.5243	REPAIRS & M	2,000.00	0.00	293.63	1,706.37	0.00	0.00	0.00	1,706.37
1110.2710.5252	EQUIPMENT	1,500.00	0.00	0.00	1,500.00	0.00	94.99	0.00	1,405.01
1110.2710.5255	FUEL AND LU	2,600.00	187.82	746.12	1,853.88	0.00	0.00	0.00	1,853.88

Account.....	Description	Rev combined..	Combined MTD..	Combined YTD..	Combined Unexp	Combined Enc..	Prior Excess..	Combined Unenc
1110.2710.5285	SOCIAL SECU	0.00	0.00	0.00	0.00	0.00	0.00	0.00
1110.2710.5286	MEDICARE	2,247.25	170.23	680.93	1,566.32	0.00	0.00	1,566.32
1110.2710.5287	UNEMPLOYMEN	0.00	0.00	0.00	0.00	0.00	0.00	0.00
1110.2710.5288	DENTAL	0.00	0.00	0.00	0.00	0.00	0.00	0.00
1110.2710.5290	PERS	21,697.54	2,503.74	7,511.22	14,186.32	0.00	0.00	14,186.32
1110.2710.5291	PICK-UP	0.00	0.00	0.00	0.00	0.00	0.00	0.00
1110.2710.5293	WORKERS COM	3,590.27	0.00	0.00	3,590.27	0.00	0.00	3,590.27
1110.2710.5294	HOSPITALIZA	15,500.00	873.34	3,823.08	11,676.92	0.00	0.00	11,676.92
1110.2710.5296	STOP LOSS	0.00	0.00	0.00	0.00	0.00	0.00	0.00
1110.2710.5298	TPA	0.00	0.00	0.00	0.00	0.00	0.00	0.00
1110.2710.5500	TEMPORARY B	0.00	0.00	0.00	0.00	0.00	0.00	0.00
1110.2710.5501	Separation	0.00	0.00	0.00	0.00	0.00	0.00	0.00
1110.2710.5502	Capital Out	0.00	0.00	0.00	0.00	0.00	0.00	0.00
Subtotal for object		213,477.52	17,319.00	65,139.22	148,338.30	94.99	0.00	148,243.31
* Dept 2710 MAYOR		213,477.52	17,319.00	65,139.22	148,338.30	94.99	0.00	148,243.31
1110.2713.5210	DIRECTOR	0.00	0.00	0.00	0.00	0.00	0.00	0.00
1110.2713.5211	OTHER EMPLO	114,656.35	9,189.79	36,332.97	78,323.38	0.00	0.00	78,323.38
1110.2713.5219	INDEPENDENT	54,300.00	5,546.60	20,214.80	34,085.20	0.00	0.00	34,085.20
1110.2713.5220	TRAVEL LONG	1,800.00	0.00	0.00	1,800.00	0.00	0.00	1,800.00
1110.2713.5221	TRAVEL LOCA	0.00	0.00	429.74	-429.74	0.00	0.00	-429.74
1110.2713.5222	BOOKS & PER	0.00	353.00	353.00	-353.00	0.00	0.00	-353.00
1110.2713.5223	MEMBERSHIP	660.00	0.00	1,204.25	-544.25	0.00	0.00	-544.25
1110.2713.5224	TRAINING-LA	125.00	0.00	500.00	-375.00	0.00	0.00	-375.00
1110.2713.5232	COMMUNICATI	0.00	0.00	0.00	0.00	0.00	0.00	0.00
1110.2713.5233	POSTAGE - L	700.00	0.00	125.71	574.29	0.00	0.00	574.29
1110.2713.5234	PROFESSIONA	6,158.40	1,797.62	5,080.82	1,077.58	455.00	158.40	464.18
1110.2713.5238	PRINTING AN	0.00	0.00	0.00	0.00	0.00	0.00	0.00
1110.2713.5239	OTHER	0.00	0.00	0.00	0.00	0.00	0.00	0.00
1110.2713.5241	OFFICE SUPP	990.96	0.00	337.17	653.79	0.00	0.00	653.79
1110.2713.5242	OPERATING S	420.50	0.00	83.69	336.81	6.90	67.50	262.41
1110.2713.5243	REPAIRS & M	350.00	354.06	500.73	-150.73	0.00	0.00	-150.73
1110.2713.5245	LEGAL COSTS	2,000.00	100.00	100.00	1,900.00	0.00	0.00	1,900.00
1110.2713.5246	SUITS & JUD	25,000.00	0.00	0.00	25,000.00	0.00	0.00	25,000.00
1110.2713.5252	EQUIPMENT	0.00	593.39	593.39	-593.39	0.00	0.00	-593.39
1110.2713.5255	FUEL AND LU	0.00	0.00	0.00	0.00	0.00	0.00	0.00
1110.2713.5286	MEDICARE	1,648.96	127.74	504.84	1,144.12	0.00	0.00	1,144.12
1110.2713.5287	UNEMPLOYMEN	0.00	0.00	0.00	0.00	0.00	0.00	0.00
1110.2713.5288	DENTAL	0.00	0.00	0.00	0.00	0.00	0.00	0.00
1110.2713.5290	PERS	15,921.03	1,938.90	5,685.06	10,235.97	0.00	0.00	10,235.97
1110.2713.5293	WORKERS COM	3,000.00	0.00	0.00	3,000.00	0.00	0.00	3,000.00
1110.2713.5294	HOSPITALIZA	20,000.00	518.13	2,815.26	17,184.74	0.00	0.00	17,184.74
1110.2713.5296	STOP LOSS	0.00	0.00	0.00	0.00	0.00	0.00	0.00
1110.2713.5298	TPA	0.00	0.00	0.00	0.00	0.00	0.00	0.00
1110.2713.5500	TEMPORARY B	0.00	0.00	0.00	0.00	0.00	0.00	0.00
Subtotal for object		247,731.20	20,519.23	74,861.43	172,869.77	461.90	225.90	172,181.97
* Dept 2713 LAW DEPT		247,731.20	20,519.23	74,861.43	172,869.77	461.90	225.90	172,181.97
1110.2714.5201	AUTOMATED T	0.00	44,360.85	179,323.86	-179,323.86	0.00	0.00	-179,323.86
1110.2714.5223	MEMBERSHIPS	0.00	0.00	0.00	0.00	0.00	0.00	0.00

Account.....	Description	Rev combined..	Combined MTD..	Combined YTD..	Combined Unexp	Combined Enc..	Prior Excess..	Combined Unenc
1110.2714.5224	TRAINING-CE	0.00	0.00	0.00	0.00	0.00	0.00	0.00
1110.2714.5230	ELECTION EX	45,999.47	0.00	2,359.35	43,640.12	0.00	0.00	43,640.12
1110.2714.5231	Auditor & T	12,730.61	0.00	8,801.28	3,929.33	0.00	0.00	3,929.33
1110.2714.5233	COUNTY HEAL	77,081.00	0.00	0.00	77,081.00	0.00	0.00	77,081.00
1110.2714.5234	PROFESSIONA	124,975.00	9,539.90	55,891.59	69,083.41	1,358.00	464.36	67,261.05
1110.2714.5235	CHRISTMAS L	0.00	0.00	0.00	0.00	0.00	0.00	0.00
1110.2714.5236	LIABILITY I	48,076.00	50,472.00	50,472.00	-2,396.00	0.00	0.00	-2,396.00
1110.2714.5237	LEGAL ADS	0.00	0.00	0.00	0.00	0.00	0.00	0.00
1110.2714.5238	GRASS CCUTT	110,000.00	0.00	0.00	110,000.00	0.00	0.00	110,000.00
1110.2714.5239	OTHER	359,302.23	23,839.38	172,544.70	186,757.53	56.00	0.00	186,701.53
1110.2714.5240	Bank Servic	23,000.00	1,473.41	5,906.70	17,093.30	0.00	0.00	17,093.30
1110.2714.5241	OFFICE SUPP	6,300.00	476.77	1,180.70	5,119.30	0.00	0.00	5,119.30
1110.2714.5242	OPERATING S	4,717.00	495.68	2,845.36	1,871.64	52.50	0.00	1,819.14
1110.2714.5243	REPAIR & MA	14,000.00	945.50	10,783.23	3,216.77	0.00	0.00	3,216.77
1110.2714.5244	CHAPLAINS	0.00	0.00	0.00	0.00	0.00	0.00	0.00
1110.2714.5245	SETTLEMENTS	0.00	0.00	372,480.82	-372,480.82	0.00	0.00	-372,480.82
1110.2714.5246	SUITS & JUD	0.00	0.00	0.00	0.00	0.00	0.00	0.00
1110.2714.5247	AUDIT COSTS	50,000.00	0.00	63,257.00	-13,257.00	0.00	0.00	-13,257.00
1110.2714.5248	St Clair Au	0.00	0.00	0.00	0.00	0.00	0.00	0.00
1110.2714.5249	STATE EXAMI	0.00	0.00	0.00	0.00	0.00	0.00	0.00
1110.2714.5250	ARCHITECTUR	0.00	0.00	0.00	0.00	0.00	0.00	0.00
1110.2714.5251	AUDIT COMMI	0.00	0.00	0.00	0.00	0.00	0.00	0.00
1110.2714.5252	EQUIPMENT -	11,426.20	2,689.98	11,887.09	-460.89	0.00	0.00	-460.89
1110.2714.5253	DATA & COMM	41,000.00	2,345.43	18,929.93	22,070.07	0.00	0.00	22,070.07
1110.2714.5255	FUEL AND LU	0.00	0.00	0.00	0.00	0.00	0.00	0.00
1110.2714.5261	NOTE REDEMP	0.00	0.00	0.00	0.00	0.00	0.00	0.00
1110.2714.5275	REFUNDS	0.00	0.00	85.85	-85.85	0.00	0.00	-85.85
1110.2714.5279	WATER/SEWER	0.00	0.00	0.00	0.00	0.00	0.00	0.00
1110.2714.5280	ELECTRIC	115,000.00	6,247.36	23,963.02	91,036.98	24,413.08	0.00	66,623.90
1110.2714.5282	GAS NATURAL	45,000.00	3,795.02	23,738.04	21,261.96	12,748.74	0.00	8,513.22
1110.2714.5283	TELEPHONE	60,000.00	8,780.12	40,856.73	19,143.27	0.00	0.00	19,143.27
1110.2714.5285	SOCIAL SECU	0.00	0.00	0.00	0.00	0.00	0.00	0.00
1110.2714.5286	MEDICARE	0.00	0.00	0.00	0.00	0.00	0.00	0.00
1110.2714.5287	UNEMPLOYMEN	17,000.00	1,505.18	2,296.69	14,703.31	0.00	0.00	14,703.31
1110.2714.5288	DENTAL	0.00	0.00	0.00	0.00	0.00	0.00	0.00
1110.2714.5289	GROUP INSUR	11,125.00	0.00	0.00	11,125.00	0.00	0.00	11,125.00
1110.2714.5290	PERS-PICKUP	0.00	0.00	0.00	0.00	0.00	0.00	0.00
1110.2714.5292	FIRE PENSIO	0.00	0.00	0.00	0.00	0.00	0.00	0.00
1110.2714.5293	WORKMEN'S C	5,663.00	0.00	0.00	5,663.00	0.00	0.00	5,663.00
1110.2714.5294	HOSPITALIZA	0.00	0.00	0.00	0.00	0.00	0.00	0.00
1110.2714.5295	STOP LOSS (0.00	0.00	0.00	0.00	0.00	0.00	0.00
1110.2714.5296	STOP LOSS (0.00	0.00	0.00	0.00	0.00	0.00	0.00
1110.2714.5297	ACCESS FEE	0.00	0.00	0.00	0.00	0.00	0.00	0.00
1110.2714.5298	TPA (ADVANC	0.00	0.00	0.00	0.00	0.00	0.00	0.00
1110.2714.5299	EMPLOYEE AC	0.00	0.00	0.00	0.00	0.00	0.00	0.00
1110.2714.5300	EMPLOYEE AS	0.00	0.00	0.00	0.00	0.00	0.00	0.00
1110.2714.5418	WATER-SEWER	18,976.07	1,076.81	5,235.59	13,740.48	2,713.31	0.00	11,027.17
1110.2714.5419	PRIOR PERIO	0.00	0.00	0.00	0.00	0.00	0.00	0.00
1110.2714.5500	TEMPORARY B	0.00	0.00	0.00	0.00	0.00	0.00	0.00
Subtotal for object		1,201,371.58	158,043.39	1,052,839.53	148,532.05	41,341.63	464.36	106,726.06
* Dept 2714 CENTRAL SERVICES		1,201,371.58	158,043.39	1,052,839.53	148,532.05	41,341.63	464.36	106,726.06

Account.....	Description	Rev combined..	Combined MTD..	Combined YTD..	Combined Unexp	Combined Enc..	Prior Excess..	Combined Unenc
1110.2715.5210	BUILDING CO	0.00	0.00	0.00	0.00	0.00	0.00	0.00
1110.2715.5211	OTHER EMPLO	34,510.23	1,896.61	7,701.19	26,809.04	0.00	0.00	26,809.04
1110.2715.5213	OVERTIME -	0.00	0.00	0.00	0.00	0.00	0.00	0.00
1110.2715.5220	TRAVEL LONG	0.00	0.00	0.00	0.00	0.00	0.00	0.00
1110.2715.5221	TRAVEL LOCA	0.00	0.00	52.13	-52.13	0.00	0.00	-52.13
1110.2715.5222	BOOKS & PER	0.00	0.00	0.00	0.00	0.00	0.00	0.00
1110.2715.5223	MEMBERSHIPS	0.00	0.00	0.00	0.00	0.00	0.00	0.00
1110.2715.5224	TRAINING-EN	0.00	0.00	0.00	0.00	1,997.00	0.00	-1,997.00
1110.2715.5232	COMMUNICATI	0.00	0.00	0.00	0.00	0.00	0.00	0.00
1110.2715.5233	POSTAGE - E	0.00	0.00	0.00	0.00	0.00	0.00	0.00
1110.2715.5234	PROFESISONA	0.00	0.00	0.00	0.00	0.00	0.00	0.00
1110.2715.5235	CIUNI & LYN	0.00	0.00	0.00	0.00	0.00	0.00	0.00
1110.2715.5239	OTHER	0.00	32.42	32.42	-32.42	0.00	0.00	-32.42
1110.2715.5240	LAND REUTIL	0.00	0.00	0.00	0.00	0.00	0.00	0.00
1110.2715.5241	OFFICE SUPP	1,203.15	0.00	519.11	684.04	0.00	0.00	684.04
1110.2715.5242	OPERATING S	0.00	0.00	0.00	0.00	0.00	0.00	0.00
1110.2715.5243	REPAIRS & M	0.00	0.00	404.78	-404.78	0.00	0.00	-404.78
1110.2715.5248	CLOTHING	124.50	0.00	0.00	124.50	0.00	0.00	124.50
1110.2715.5252	EQUIPMENT	608.35	0.00	0.00	608.35	0.00	0.00	608.35
1110.2715.5255	FUEL AND LU	0.00	0.00	0.00	0.00	0.00	0.00	0.00
1110.2715.5257	VEHICLE REP	0.00	144.72	330.21	-330.21	0.00	0.00	-330.21
1110.2715.5286	MEDICARE	499.31	27.50	111.64	387.67	0.00	0.00	387.67
1110.2715.5287	UNEMPLOYMEN	0.00	0.00	0.00	0.00	0.00	0.00	0.00
1110.2715.5288	DENTAL	0.00	0.00	0.00	0.00	0.00	0.00	0.00
1110.2715.5290	PERS	4,820.93	411.68	1,243.73	3,577.20	0.00	0.00	3,577.20
1110.2715.5291	PICK-UP	0.00	0.00	0.00	0.00	0.00	0.00	0.00
1110.2715.5293	WORKERS COM	0.00	0.00	0.00	0.00	0.00	0.00	0.00
1110.2715.5294	HOSPITALIZA	0.00	0.00	0.00	0.00	0.00	0.00	0.00
1110.2715.5296	STOP LOSS	0.00	0.00	0.00	0.00	0.00	0.00	0.00
1110.2715.5298	TPA	0.00	0.00	0.00	0.00	0.00	0.00	0.00
1110.2715.5410	SPECIAL ASS	1,861.00	50.03	2,862.27	-1,001.27	0.00	0.00	-1,001.27
1110.2715.5500	TEMPORARY B	0.00	0.00	0.00	0.00	0.00	0.00	0.00
1110.2715.5501	Separation	0.00	0.00	0.00	0.00	0.00	0.00	0.00
1110.2715.5502	Capital Out	0.00	0.00	0.00	0.00	0.00	0.00	0.00
Subtotal for object		43,627.47	2,562.96	13,257.48	30,369.99	1,997.00	0.00	28,372.99
* Dept 2715 ENG & BUILD DEPT		43,627.47	2,562.96	13,257.48	30,369.99	1,997.00	0.00	28,372.99
1110.2720.5210	COUNCILORS	23,961.60	2,000.00	8,000.56	15,961.04	0.00	0.00	15,961.04
1110.2720.5211	OTHER EMPLO	48,000.16	3,692.32	14,769.24	33,230.92	0.00	0.00	33,230.92
1110.2720.5220	TRAVEL LONG	3,600.00	0.00	0.00	3,600.00	83.89	0.00	3,516.11
1110.2720.5221	TRAVEL (LOC	500.00	0.00	23.87	476.13	0.00	0.00	476.13
1110.2720.5223	MEMBERSHIP	4,282.00	0.00	2,848.00	1,434.00	0.00	0.00	1,434.00
1110.2720.5232	COMMUNICATI	0.00	0.00	0.00	0.00	0.00	0.00	0.00
1110.2720.5233	POSTAGE - C	6,500.00	91.69	183.38	6,316.62	0.00	0.00	6,316.62
1110.2720.5234	PROFESSIONA	15,000.00	0.00	1,471.84	13,528.16	0.00	0.00	13,528.16
1110.2720.5235	EXPENSE ACC	1,000.00	0.00	80.00	920.00	0.00	0.00	920.00
1110.2720.5236	EXPENSE ACC	1,000.00	0.00	0.00	1,000.00	0.00	0.00	1,000.00
1110.2720.5237	EXPENSE ACC	1,000.00	0.00	0.00	1,000.00	0.00	0.00	1,000.00
1110.2720.5238	EXPENSE ACC	1,000.00	0.00	23.19	976.81	0.00	0.00	976.81
1110.2720.5239	OTHER-ORDIN	0.00	0.00	0.00	0.00	0.00	0.00	0.00
1110.2720.5240	EXPENSE ACC	1,000.00	0.00	111.00	889.00	0.00	0.00	889.00
1110.2720.5241	OFFICE SUPP	7,000.00	0.00	1,825.74	5,174.26	61.74	0.00	5,112.52

Account.....	Description	Rev combined..	Combined MTD..	Combined YTD..	Combined Unexp	Combined Enc..	Prior Excess..	Combined Unenc
1110.2720.5242	OPERATING S	0.00	0.00	0.00	0.00	0.00	0.00	0.00
1110.2720.5243	REPAIRS & M	2,500.00	42.51	335.17	2,164.83	0.00	0.00	2,164.83
1110.2720.5252	EQUIPMENT	700.00	0.00	0.00	700.00	0.00	0.00	700.00
1110.2720.5255	FUEL & LUBR	500.00	156.03	381.55	118.45	0.00	0.00	118.45
1110.2720.5257	VEHICLE REP	2,500.00	0.00	598.39	1,901.61	20.00	0.00	1,881.61
1110.2720.5285	SOCIAL SECU	0.00	0.00	0.00	0.00	0.00	0.00	0.00
1110.2720.5286	MEDICARE	1,043.45	81.23	324.88	718.57	0.00	0.00	718.57
1110.2720.5287	UNEMPLOYMEN	0.00	0.00	0.00	0.00	0.00	0.00	0.00
1110.2720.5288	DENTAL	0.00	0.00	0.00	0.00	0.00	0.00	0.00
1110.2720.5290	PERS	10,074.65	1,265.40	3,429.92	6,644.73	0.00	0.00	6,644.73
1110.2720.5293	WORKERS COM	2,455.00	0.00	0.00	2,455.00	0.00	0.00	2,455.00
1110.2720.5294	HOSPITALIZA	5,384.00	2,558.11	3,665.16	1,718.84	0.00	0.00	1,718.84
1110.2720.5296	STOP LOSS	0.00	0.00	0.00	0.00	0.00	0.00	0.00
1110.2720.5298	TPA	0.00	0.00	0.00	0.00	0.00	0.00	0.00
1110.2720.5500	TEMPORARY B	0.00	0.00	0.00	0.00	0.00	0.00	0.00
1110.2720.5501	Separation	0.00	0.00	0.00	0.00	0.00	0.00	0.00
1110.2720.5502	Capital Out	0.00	0.00	0.00	0.00	0.00	0.00	0.00
1110.2720.5510	CITY COUNCI	0.00	0.00	0.00	0.00	0.00	0.00	0.00
Subtotal for object		139,000.86	9,887.29	38,071.89	100,928.97	165.63	0.00	100,763.34
* Dept 2720 COUNCIL		139,000.86	9,887.29	38,071.89	100,928.97	165.63	0.00	100,763.34
1110.2730.5210	JUDGE	37,897.60	2,915.20	11,660.80	26,236.80	0.00	0.00	26,236.80
1110.2730.5211	OTHER EMPLO	287,521.00	18,432.23	74,253.25	213,267.75	0.00	0.00	213,267.75
1110.2730.5215	CORRECTION	0.00	0.00	0.00	0.00	0.00	0.00	0.00
1110.2730.5219	INDEPENDENT	0.00	0.00	0.00	0.00	0.00	0.00	0.00
1110.2730.5220	TRAVEL LONG	0.00	0.00	122.00	-122.00	0.00	0.00	-122.00
1110.2730.5221	TRAVEL LOCA	0.00	0.00	0.00	0.00	0.00	0.00	0.00
1110.2730.5222	BOOKS & PER	0.00	0.00	0.00	0.00	0.00	0.00	0.00
1110.2730.5223	MEMBERSHIP	0.00	0.00	415.00	-415.00	0.00	0.00	-415.00
1110.2730.5224	TRAINING-CO	0.00	0.00	600.00	-600.00	0.00	0.00	-600.00
1110.2730.5232	COMMUNICATI	0.00	0.00	0.00	0.00	0.00	0.00	0.00
1110.2730.5233	POSTAGE EXP	12,600.00	895.43	1,845.93	10,754.07	0.00	0.00	10,754.07
1110.2730.5234	PROFESSIONA	55,700.00	8,088.25	22,516.02	33,183.98	0.00	0.00	33,183.98
1110.2730.5239	OTHER OPERA	0.00	0.00	0.00	0.00	0.00	0.00	0.00
1110.2730.5241	OFFICE SUPP	11,311.00	1,024.78	4,169.40	7,141.60	0.00	0.00	7,141.60
1110.2730.5242	OPERATING S	500.00	0.00	0.00	500.00	0.00	0.00	500.00
1110.2730.5243	REPAIRS & M	603.12	425.31	845.97	-242.85	0.00	0.00	-242.85
1110.2730.5245	LEGAL COSTS	0.00	0.00	0.00	0.00	0.00	0.00	0.00
1110.2730.5249	AUDIT EXPEN	0.00	0.00	0.00	0.00	0.00	0.00	0.00
1110.2730.5250	SPECIAL PUR	0.00	0.00	0.00	0.00	0.00	0.00	0.00
1110.2730.5252	EQUIPMENT	3,500.00	0.00	2,498.85	1,001.15	0.00	0.00	1,001.15
1110.2730.5253	COLLECTION	0.00	0.00	0.00	0.00	0.00	0.00	0.00
1110.2730.5255	FUEL AND LU	975.00	47.52	123.57	851.43	0.00	0.00	851.43
1110.2730.5260	DEFICIT RED	0.00	0.00	0.00	0.00	0.00	0.00	0.00
1110.2730.5261	ALCOHOL & D	0.00	0.00	0.00	0.00	0.00	0.00	0.00
1110.2730.5270	RENT - COUR	0.00	0.00	0.00	0.00	0.00	0.00	0.00
1110.2730.5286	MEDICARE	4,718.57	294.64	1,187.98	3,530.59	0.00	0.00	3,530.59
1110.2730.5287	UNEMPLOYMEN	0.00	0.00	0.00	0.00	0.00	0.00	0.00
1110.2730.5288	DENTAL	0.00	0.00	0.00	0.00	0.00	0.00	0.00
1110.2730.5290	PERS	45,558.60	4,369.51	13,710.96	31,847.64	0.00	0.00	31,847.64
1110.2730.5293	WORKERS COM	11,958.00	0.00	0.00	11,958.00	0.00	0.00	11,958.00
1110.2730.5294	HOSPITALIZA	93,103.00	4,264.40	17,710.59	75,392.41	0.00	0.00	75,392.41

Account.....	Description	Rev combined..	Combined MTD..	Combined YTD..	Combined Unexp	Combined Enc..	Prior Excess..	Combined Unenc
1110.2730.5296	STOP LOSS	0.00	0.00	0.00	0.00	0.00	0.00	0.00
1110.2730.5298	TPA	0.00	0.00	0.00	0.00	0.00	0.00	0.00
1110.2730.5500	TEMPORARY B	0.00	0.00	0.00	0.00	0.00	0.00	0.00
1110.2730.5501	Separation	0.00	0.00	0.00	0.00	0.00	0.00	0.00
1110.2730.5502	Capital Out	0.00	0.00	0.00	0.00	0.00	0.00	0.00
Subtotal for object		565,945.89	40,757.27	151,660.32	414,285.57	0.00	0.00	414,285.57
* Dept 2730 COURTS		565,945.89	40,757.27	151,660.32	414,285.57	0.00	0.00	414,285.57
1110.2735.5211	OTHER EMPLO	0.00	0.00	0.00	0.00	0.00	0.00	0.00
1110.2735.5234	PROFESSIONA	0.00	0.00	0.00	0.00	0.00	0.00	0.00
1110.2735.5241	OFFICE SUPP	0.00	0.00	0.00	0.00	0.00	0.00	0.00
1110.2735.5242	OPERATING S	0.00	0.00	0.00	0.00	0.00	0.00	0.00
1110.2735.5243	REPAIRS & M	0.00	0.00	0.00	0.00	0.00	0.00	0.00
1110.2735.5252	EQUIPMENT	0.00	0.00	0.00	0.00	0.00	0.00	0.00
1110.2735.5255	FUEL AND LU	0.00	0.00	0.00	0.00	0.00	0.00	0.00
1110.2735.5286	MEDICARE	0.00	0.00	0.00	0.00	0.00	0.00	0.00
Subtotal for object		0.00	0.00	0.00	0.00	0.00	0.00	0.00
* Dept 2735 COMM WORK SERVICE		0.00	0.00	0.00	0.00	0.00	0.00	0.00
1110.2740.5210	DIRECTOR	83,200.00	6,400.00	25,600.00	57,600.00	0.00	0.00	57,600.00
1110.2740.5211	OTHER EMPLO	144,600.14	8,745.58	34,974.81	109,625.33	0.00	0.00	109,625.33
1110.2740.5212	OTHER	0.00	0.00	0.00	0.00	0.00	0.00	0.00
1110.2740.5220	TRAVEL LONG	1,500.00	0.00	0.00	1,500.00	0.00	0.00	1,500.00
1110.2740.5221	TRAVEL LOCA	0.00	0.00	10.00	-10.00	6.00	0.00	-16.00
1110.2740.5222	BOOKS & PER	0.00	0.00	0.00	0.00	0.00	0.00	0.00
1110.2740.5223	MEMBERSHIP	500.00	0.00	0.00	500.00	0.00	0.00	500.00
1110.2740.5224	TRAINING	1,100.00	0.00	440.00	660.00	0.00	0.00	660.00
1110.2740.5232	COMMUNICATI	0.00	0.00	0.00	0.00	0.00	0.00	0.00
1110.2740.5233	POSTAGE - F	463.00	40.21	237.36	225.64	0.00	0.00	225.64
1110.2740.5234	PROFESSIONA	22,000.00	397.79	1,989.86	20,010.14	0.00	0.00	20,010.14
1110.2740.5236	BOND INSURA	321.00	0.00	0.00	321.00	0.00	0.00	321.00
1110.2740.5239	OTHER OPERA	0.00	0.00	0.00	0.00	0.00	0.00	0.00
1110.2740.5241	OFFICE SUPP	3,178.00	459.47	1,125.77	2,052.23	157.79	0.00	1,894.44
1110.2740.5242	OPERATING S	1,351.00	493.83	1,500.47	-149.47	0.00	0.00	-149.47
1110.2740.5243	REPAIRS & M	0.00	0.00	141.64	-141.64	0.00	0.00	-141.64
1110.2740.5249	AUDIT EXPEN	13,000.00	2,117.00	8,172.00	4,828.00	0.00	0.00	4,828.00
1110.2740.5252	EQUIPMENT	933.00	0.00	0.00	933.00	0.00	0.00	933.00
1110.2740.5286	MEDICARE	3,303.10	215.66	862.50	2,440.60	0.00	0.00	2,440.60
1110.2740.5287	UNEMPLOYMEN	0.00	0.00	0.00	0.00	0.00	0.00	0.00
1110.2740.5288	DENTAL	0.00	0.00	0.00	0.00	0.00	0.00	0.00
1110.2740.5290	PERS	31,892.02	3,165.90	9,624.38	22,267.64	0.00	0.00	22,267.64
1110.2740.5293	WORKERS COM	7,010.00	0.00	0.00	7,010.00	0.00	0.00	7,010.00
1110.2740.5294	HOSPITALIZA	8,510.00	5,126.74	8,108.02	401.98	0.00	0.00	401.98
1110.2740.5296	STOP LOSS	0.00	0.00	0.00	0.00	0.00	0.00	0.00
1110.2740.5298	TPA	0.00	0.00	0.00	0.00	0.00	0.00	0.00
1110.2740.5500	TEMPORARY B	0.00	0.00	0.00	0.00	0.00	0.00	0.00
1110.2740.5501	Separation	0.00	0.00	0.00	0.00	0.00	0.00	0.00
1110.2740.5502	Capital Out	0.00	0.00	0.00	0.00	0.00	0.00	0.00
Subtotal for object		322,861.26	27,162.18	92,786.81	230,074.45	163.79	0.00	229,910.66

Account..... Description Rev combined.. Combined MTD.. Combined YTD.. Combined Unexp Combined Enc.. Prior Excess.. Combined Unenc

* Dept 2740 FINANCE		322,861.26	27,162.18	92,786.81	230,074.45	163.79	0.00	229,910.66
1110.2741.5210	TAX ADMINIS	0.00	0.00	0.00	0.00	0.00	0.00	0.00
1110.2741.5211	OTHER EMPLO	0.00	0.00	0.00	0.00	0.00	0.00	0.00
1110.2741.5220	TRAVEL LONG	0.00	0.00	0.00	0.00	0.00	0.00	0.00
1110.2741.5221	TRAVEL LOCA	0.00	0.00	0.00	0.00	0.00	0.00	0.00
1110.2741.5222	BOOKS & PER	0.00	0.00	0.00	0.00	0.00	0.00	0.00
1110.2741.5223	MEMBERSHIP	0.00	0.00	0.00	0.00	0.00	0.00	0.00
1110.2741.5232	COMMUNICATI	0.00	0.00	0.00	0.00	0.00	0.00	0.00
1110.2741.5234	PROFESSIONA	0.00	0.00	0.00	0.00	0.00	0.00	0.00
1110.2741.5239	OTHER	0.00	0.00	0.00	0.00	0.00	0.00	0.00
1110.2741.5241	OFFICE SUPP	0.00	0.00	0.00	0.00	0.00	0.00	0.00
1110.2741.5242	OPERATING S	0.00	0.00	0.00	0.00	0.00	0.00	0.00
1110.2741.5243	REPAIRS & M	0.00	0.00	0.00	0.00	0.00	0.00	0.00
1110.2741.5245	LEGAL COSTS	0.00	0.00	0.00	0.00	0.00	0.00	0.00
1110.2741.5252	EQUIPMENT -	0.00	0.00	0.00	0.00	0.00	0.00	0.00
1110.2741.5254	COLLECTION	0.00	0.00	0.00	0.00	0.00	0.00	0.00
1110.2741.5255	FUEL AND LU	0.00	0.00	0.00	0.00	0.00	0.00	0.00
1110.2741.5275	REFUND TAX	0.00	0.00	0.00	0.00	0.00	0.00	0.00
1110.2741.5286	MEDICARE	0.00	0.00	0.00	0.00	0.00	0.00	0.00
1110.2741.5287	UNEMPLOYMEN	0.00	0.00	0.00	0.00	0.00	0.00	0.00
1110.2741.5288	DENTAL	0.00	0.00	0.00	0.00	0.00	0.00	0.00
1110.2741.5290	PERS	0.00	0.00	0.00	0.00	0.00	0.00	0.00
1110.2741.5291	PICK-UP	0.00	0.00	0.00	0.00	0.00	0.00	0.00
1110.2741.5293	WORKERS COM	0.00	0.00	0.00	0.00	0.00	0.00	0.00
1110.2741.5294	HOSPITILIZA	0.00	0.00	0.00	0.00	0.00	0.00	0.00
1110.2741.5296	STOP LOSS	0.00	0.00	0.00	0.00	0.00	0.00	0.00
1110.2741.5298	TPA	0.00	0.00	0.00	0.00	0.00	0.00	0.00
1110.2741.5500	TEMPORARY B	0.00	0.00	0.00	0.00	0.00	0.00	0.00
Subtotal for object		0.00	0.00	0.00	0.00	0.00	0.00	0.00
* Dept 2741 TAX DEPT		0.00	0.00	0.00	0.00	0.00	0.00	0.00
1110.2750.5210	SUPERINTEND	0.00	0.00	0.00	0.00	0.00	0.00	0.00
1110.2750.5211	EMPLOYEES C	0.00	0.00	0.00	0.00	0.00	0.00	0.00
1110.2750.5213	EMPLOYEES M	0.00	0.00	0.00	0.00	0.00	0.00	0.00
1110.2750.5220	TRAVEL (LON	0.00	0.00	0.00	0.00	0.00	0.00	0.00
1110.2750.5221	TRAVEL (LOC	0.00	0.00	0.00	0.00	0.00	0.00	0.00
1110.2750.5232	COMMUNICATI	0.00	0.00	0.00	0.00	0.00	0.00	0.00
1110.2750.5233	POSTAGE - L	0.00	0.00	0.00	0.00	0.00	0.00	0.00
1110.2750.5234	PROFESSIONA	0.00	0.00	0.00	0.00	0.00	0.00	0.00
1110.2750.5239	OTHER	0.00	0.00	0.00	0.00	0.00	0.00	0.00
1110.2750.5240	OPERATING S	0.00	0.00	0.00	0.00	0.00	0.00	0.00
1110.2750.5241	OFFICE SUPP	0.00	0.00	0.00	0.00	0.00	0.00	0.00
1110.2750.5242	OPERATING S	0.00	0.00	0.00	0.00	0.00	0.00	0.00
1110.2750.5243	REPAIRS & M	0.00	0.00	0.00	0.00	0.00	0.00	0.00
1110.2750.5244	SMALL TOOLS	0.00	0.00	0.00	0.00	0.00	0.00	0.00
1110.2750.5252	EQUIPMENT	0.00	0.00	0.00	0.00	0.00	0.00	0.00
1110.2750.5255	FUEL AND LU	0.00	0.00	0.00	0.00	0.00	0.00	0.00
1110.2750.5257	OUTSIDE REP	0.00	0.00	0.00	0.00	0.00	0.00	0.00
1110.2750.5286	MEDICARE	0.00	0.00	0.00	0.00	0.00	0.00	0.00
1110.2750.5287	UNEMPLOYMEN	0.00	0.00	0.00	0.00	0.00	0.00	0.00

Account.....	Description	Rev combined..	Combined MTD..	Combined YTD..	Combined Unexp	Combined Enc..	Prior Excess..	Combined Unenc
1110.2750.5288	DENTAL	0.00	0.00	0.00	0.00	0.00	0.00	0.00
1110.2750.5290	PERS	0.00	0.00	0.00	0.00	0.00	0.00	0.00
1110.2750.5291	PICK-UP	0.00	0.00	0.00	0.00	0.00	0.00	0.00
1110.2750.5293	WORKERS COM	0.00	0.00	0.00	0.00	0.00	0.00	0.00
1110.2750.5294	HOSPITILIZA	0.00	0.00	0.00	0.00	0.00	0.00	0.00
1110.2750.5296	STOP LOSS	0.00	0.00	0.00	0.00	0.00	0.00	0.00
1110.2750.5298	TPA	0.00	0.00	0.00	0.00	0.00	0.00	0.00
1110.2750.5500	TEMPORARY B	0.00	0.00	0.00	0.00	0.00	0.00	0.00
Subtotal for object		0.00	0.00	0.00	0.00	0.00	0.00	0.00
* Dept 2750 LANDS & BUILDINGS		0.00	0.00	0.00	0.00	0.00	0.00	0.00
1110.2760.5210	COMMISSIONE	2,433.60	187.20	748.80	1,684.80	0.00	0.00	1,684.80
1110.2760.5211	OTHER EMPLO	0.00	0.00	0.00	0.00	0.00	0.00	0.00
1110.2760.5222	BOOKS & PER	0.00	0.00	0.00	0.00	0.00	0.00	0.00
1110.2760.5223	MEMBERSHIP	0.00	0.00	0.00	0.00	0.00	0.00	0.00
1110.2760.5232	COMMUNICATI	0.00	0.00	0.00	0.00	0.00	0.00	0.00
1110.2760.5233	POSTAGE - C	301.00	23.88	53.38	247.62	0.00	0.00	247.62
1110.2760.5234	PROFESSIONA	2,800.00	0.00	0.00	2,800.00	0.00	0.00	2,800.00
1110.2760.5239	OTHER	0.00	0.00	0.00	0.00	0.00	0.00	0.00
1110.2760.5241	OFFICE SUPP	0.00	0.00	0.00	0.00	0.00	0.00	0.00
1110.2760.5242	OPERATING S	0.00	0.00	0.00	0.00	0.00	0.00	0.00
1110.2760.5286	MEDICARE	35.29	2.73	10.86	24.43	0.00	0.00	24.43
1110.2760.5288	DENTAL	0.00	0.00	0.00	0.00	0.00	0.00	0.00
1110.2760.5290	PERS	340.70	39.31	117.94	222.76	0.00	0.00	222.76
1110.2760.5293	WORKERS COM	87.03	0.00	0.00	87.03	0.00	0.00	87.03
1110.2760.5500	TEMPORARY B	0.00	0.00	0.00	0.00	0.00	0.00	0.00
Subtotal for object		5,997.62	253.12	930.98	5,066.64	0.00	0.00	5,066.64
* Dept 2760 CIVIL SERVICE COMM		5,997.62	253.12	930.98	5,066.64	0.00	0.00	5,066.64
1110.2770.5210	DIRECTOR	20,698.08	1,592.16	6,368.65	14,329.43	0.00	0.00	14,329.43
1110.2770.5211	OTHER EMPLO	0.00	0.00	0.00	0.00	0.00	0.00	0.00
1110.2770.5220	TRAVEL (LON	0.00	0.00	0.00	0.00	0.00	0.00	0.00
1110.2770.5221	TRAVEL (LOC	0.00	0.00	0.00	0.00	0.00	0.00	0.00
1110.2770.5222	BOOKS & PER	0.00	0.00	0.00	0.00	0.00	0.00	0.00
1110.2770.5223	MEMBERSHIPS	0.00	0.00	0.00	0.00	0.00	0.00	0.00
1110.2770.5224	TRAINING -	0.00	0.00	0.00	0.00	0.00	0.00	0.00
1110.2770.5232	COMMUNICATI	0.00	0.00	0.00	0.00	0.00	0.00	0.00
1110.2770.5234	PROFESSIONA	0.00	0.00	0.00	0.00	0.00	0.00	0.00
1110.2770.5239	OTHER - EDP	0.00	0.00	0.00	0.00	0.00	0.00	0.00
1110.2770.5241	OFFICE SUPP	0.00	0.00	0.00	0.00	0.00	0.00	0.00
1110.2770.5242	OPERATING S	0.00	80.83	523.68	-523.68	0.00	0.00	-523.68
1110.2770.5243	REPAIRS & M	0.00	0.00	0.00	0.00	0.00	0.00	0.00
1110.2770.5252	EQUIPMENT -	0.00	0.00	48.63	-48.63	0.00	0.00	-48.63
1110.2770.5253	DATA & VOIC	0.00	0.00	0.00	0.00	0.00	0.00	0.00
1110.2770.5255	FUEL AND LU	0.00	0.00	0.00	0.00	0.00	0.00	0.00
1110.2770.5286	MEDICARE -	300.12	23.09	92.33	207.79	0.00	0.00	207.79
1110.2770.5287	UNEMPLOYMEN	0.00	0.00	0.00	0.00	0.00	0.00	0.00
1110.2770.5288	DENTAL - ED	0.00	0.00	0.00	0.00	0.00	0.00	0.00
1110.2770.5290	PERS - EDP/	2,897.73	338.00	1,014.00	1,883.73	0.00	0.00	1,883.73
1110.2770.5291	PICK-UP - E	0.00	0.00	0.00	0.00	0.00	0.00	0.00

Account.....	Description	Rev combined..	Combined MTD..	Combined YTD..	Combined Unexp	Combined Enc..	Prior Excess..	Combined Unenc
1110.2770.5293	WORKERS COM	700.00	0.00	0.00	700.00	0.00	0.00	700.00
1110.2770.5294	HOSPITALIZA	0.00	0.00	0.00	0.00	0.00	0.00	0.00
1110.2770.5501	Separation	0.00	0.00	0.00	0.00	0.00	0.00	0.00
1110.2770.5502	Capital Out	0.00	0.00	0.00	0.00	0.00	0.00	0.00
Subtotal for object		24,595.93	2,034.08	8,047.29	16,548.64	0.00	0.00	16,548.64
* Dept 2770 EDP/IT		24,595.93	2,034.08	8,047.29	16,548.64	0.00	0.00	16,548.64
1110.2780.5210	DIRECTOR	14,999.92	1,153.84	4,615.36	10,384.56	0.00	0.00	10,384.56
1110.2780.5211	OTHER EMPLO	24,960.00	1,920.00	7,200.00	17,760.00	0.00	0.00	17,760.00
1110.2780.5220	TRAVEL LONG	0.00	0.00	0.00	0.00	0.00	0.00	0.00
1110.2780.5221	TRAVEL LOCA	0.00	0.00	0.00	0.00	0.00	0.00	0.00
1110.2780.5222	BOOKS & PER	0.00	0.00	0.00	0.00	0.00	0.00	0.00
1110.2780.5223	MEMBERSHIP	0.00	0.00	0.00	0.00	0.00	0.00	0.00
1110.2780.5224	TRAINING -	500.00	0.00	0.00	500.00	0.00	0.00	500.00
1110.2780.5232	COMMUNICATI	0.00	0.00	0.00	0.00	0.00	0.00	0.00
1110.2780.5233	POSTAGE - H	63.00	70.25	110.25	-47.25	0.00	0.00	-47.25
1110.2780.5234	PROFESSIONA	0.00	0.00	0.00	0.00	0.00	0.00	0.00
1110.2780.5239	OTHER	0.00	0.00	0.00	0.00	0.00	0.00	0.00
1110.2780.5241	OFFICE SUPP	500.00	92.82	460.96	39.04	0.00	0.00	39.04
1110.2780.5242	OPERATING S	0.00	0.00	0.00	0.00	0.00	0.00	0.00
1110.2780.5243	REPAIRS & M	0.00	0.00	0.00	0.00	0.00	0.00	0.00
1110.2780.5252	EQUIPMENT	0.00	0.00	0.00	0.00	0.00	0.00	0.00
1110.2780.5286	MEDICARE	579.42	40.54	155.57	423.85	0.00	0.00	423.85
1110.2780.5287	UNEMPLOYMEN	0.00	0.00	0.00	0.00	0.00	0.00	0.00
1110.2780.5288	DENTAL	0.00	0.00	0.00	0.00	0.00	0.00	0.00
1110.2780.5290	PERS	5,594.39	645.51	1,600.53	3,993.86	0.00	0.00	3,993.86
1110.2780.5291	PICK-UP	0.00	0.00	0.00	0.00	0.00	0.00	0.00
1110.2780.5293	WORKERS COM	871.21	0.00	0.00	871.21	0.00	0.00	871.21
1110.2780.5294	HOSPITALIZA	0.00	0.00	0.00	0.00	0.00	0.00	0.00
1110.2780.5296	STOP LOSS	0.00	0.00	0.00	0.00	0.00	0.00	0.00
1110.2780.5298	TPA	0.00	0.00	0.00	0.00	0.00	0.00	0.00
1110.2780.5500	TEMPORARY B	0.00	0.00	0.00	0.00	0.00	0.00	0.00
Subtotal for object		48,067.94	3,922.96	14,142.67	33,925.27	0.00	0.00	33,925.27
* Dept 2780 HUMAN RESOURCES		48,067.94	3,922.96	14,142.67	33,925.27	0.00	0.00	33,925.27
1110.2790.5210	PURCHASING	0.00	0.00	0.00	0.00	0.00	0.00	0.00
1110.2790.5211	OTHER EMPLO	0.00	0.00	0.00	0.00	0.00	0.00	0.00
1110.2790.5220	TRAVEL LONG	0.00	0.00	0.00	0.00	0.00	0.00	0.00
1110.2790.5221	TRAVEL LOCA	0.00	0.00	0.00	0.00	0.00	0.00	0.00
1110.2790.5222	BOOKS & PER	0.00	0.00	0.00	0.00	0.00	0.00	0.00
1110.2790.5223	MEMBERSHIP	0.00	0.00	0.00	0.00	0.00	0.00	0.00
1110.2790.5232	COMMUNICATI	0.00	0.00	0.00	0.00	0.00	0.00	0.00
1110.2790.5233	POSTAGE - P	0.00	0.00	0.00	0.00	0.00	0.00	0.00
1110.2790.5234	PROFESSIONA	0.00	0.00	0.00	0.00	0.00	0.00	0.00
1110.2790.5239	OTHER	0.00	0.00	0.00	0.00	0.00	0.00	0.00
1110.2790.5241	OFFICE SUPP	0.00	0.00	0.00	0.00	0.00	0.00	0.00
1110.2790.5242	OPERATING S	0.00	0.00	0.00	0.00	0.00	0.00	0.00
1110.2790.5243	REPAIRS & M	0.00	0.00	0.00	0.00	0.00	0.00	0.00
1110.2790.5286	MEDICARE	0.00	0.00	0.00	0.00	0.00	0.00	0.00
1110.2790.5287	UNEMPLOYMEN	0.00	0.00	0.00	0.00	0.00	0.00	0.00

Account.....	Description	Rev combined..	Combined MTD..	Combined YTD..	Combined Unexp	Combined Enc..	Prior Excess..	Combined Unenc
1110.2790.5288	DENTAL	0.00	0.00	0.00	0.00	0.00	0.00	0.00
1110.2790.5290	PERS	0.00	0.00	0.00	0.00	0.00	0.00	0.00
1110.2790.5293	WORKERS COM	0.00	0.00	0.00	0.00	0.00	0.00	0.00
1110.2790.5294	HOSPITALIZA	0.00	0.00	0.00	0.00	0.00	0.00	0.00
1110.2790.5296	STOP LOSS	0.00	0.00	0.00	0.00	0.00	0.00	0.00
1110.2790.5298	TPA	0.00	0.00	0.00	0.00	0.00	0.00	0.00
1110.2790.5500	TEMPORARY B	0.00	0.00	0.00	0.00	0.00	0.00	0.00
Subtotal for object		0.00	0.00	0.00	0.00	0.00	0.00	0.00
* Dept 2790 PURCHASING		0.00	0.00	0.00	0.00	0.00	0.00	0.00
1110.3311.5421	DEBTINTERES	0.00	0.00	0.00	0.00	0.00	0.00	0.00
1110.3312.5422	DEBT PRINCI	0.00	0.00	0.00	0.00	0.00	0.00	0.00
** 1110 GENERAL FUND		9,699,924.18	884,739.45	3,833,808.88	5,866,115.30	112,581.38	2,375.24	5,751,158.68
1120.2700.5277	RESERVE FIR	47,873.00	10,660.00	10,660.00	37,213.00	0.00	0.00	37,213.00
1122.2700.5277	General Lia	0.00	0.00	0.00	0.00	0.00	0.00	0.00
1124.2713.5246	SUITS & JUD	0.00	0.00	0.00	0.00	0.00	0.00	0.00
1126.2700.5277	RESERVE POL	0.00	0.00	0.00	0.00	0.00	0.00	0.00
2210.2150.5211	OTHER EMPLO	0.00	0.00	0.00	0.00	0.00	0.00	0.00
2210.2150.5220	TRAVEL LONG	0.00	0.00	0.00	0.00	0.00	0.00	0.00
2210.2150.5224	TRAINING-TR	0.00	0.00	0.00	0.00	0.00	0.00	0.00
2210.2150.5232	COMMUNICATI	0.00	0.00	0.00	0.00	0.00	0.00	0.00
2210.2150.5234	PROFESSIONA	89,138.31	5,599.82	11,216.33	77,921.98	0.00	0.00	77,921.98
2210.2150.5239	OTHER	0.00	0.00	0.00	0.00	0.00	0.00	0.00
2210.2150.5242	OPERATING S	3,000.00	0.00	0.00	3,000.00	0.00	0.00	3,000.00
2210.2150.5243	REPAIRS & M	2,000.00	0.00	0.00	2,000.00	0.00	0.00	2,000.00
2210.2150.5244	SMALL TOOLS	0.00	0.00	0.00	0.00	0.00	0.00	0.00
2210.2150.5252	EQUIPMENT	0.00	3,970.40	3,970.40	-3,970.40	15.00	0.00	-3,985.40
2210.2150.5255	FUEL AND LU	0.00	0.00	0.00	0.00	0.00	0.00	0.00
2210.2150.5281	TRAFFIC LIG	43,809.00	4,149.10	16,287.51	27,521.49	8,223.46	0.00	19,298.03
2210.2150.5284	EQUIPMENT R	0.00	0.00	1,311.00	-1,311.00	0.00	0.00	-1,311.00
2210.2150.5286	MEDICARE	0.00	0.00	0.00	0.00	0.00	0.00	0.00
2210.2150.5288	DENTAL	0.00	0.00	0.00	0.00	0.00	0.00	0.00
2210.2150.5290	PERS	0.00	0.00	0.00	0.00	0.00	0.00	0.00
2210.2150.5291	PICKUP-TRAF	0.00	0.00	0.00	0.00	0.00	0.00	0.00
2210.2150.5293	WORKERS COM	0.00	0.00	0.00	0.00	0.00	0.00	0.00
2210.2150.5294	HOSPITALIZA	0.00	0.00	0.00	0.00	0.00	0.00	0.00
Subtotal for object		137,947.31	13,719.32	32,785.24	105,162.07	8,238.46	0.00	96,923.61
* Dept 2150 TRAFFIC CONTROL		137,947.31	13,719.32	32,785.24	105,162.07	8,238.46	0.00	96,923.61
2210.2350.5286	MEDICARE	0.00	0.00	0.00	0.00	0.00	0.00	0.00
2210.2530.5191	TRANSFER-OU	0.00	0.00	0.00	0.00	0.00	0.00	0.00
2210.2530.5211	OTHER EMPLO	0.00	0.00	0.00	0.00	0.00	0.00	0.00

Account.....	Description	Rev combined..	Combined MTD..	Combined YTD..	Combined Unexp	Combined Enc..	Prior Excess..	Combined Unenc
2210.2530.5234	PROFESSIONA	0.00	0.00	0.00	0.00	0.00	0.00	0.00
2210.2530.5242	OPERATING S	0.00	0.00	0.00	0.00	0.00	0.00	0.00
2210.2530.5244	SMALL TOOLS	0.00	0.00	0.00	0.00	0.00	0.00	0.00
2210.2530.5252	EQUIPMENT	0.00	0.00	0.00	0.00	0.00	0.00	0.00
2210.2530.5277	TRANSFER-OU	0.00	0.00	0.00	0.00	0.00	0.00	0.00
2210.2530.5286	MEDICARE	0.00	0.00	0.00	0.00	0.00	0.00	0.00
Subtotal for object		0.00	0.00	0.00	0.00	0.00	0.00	0.00
* Dept 2530 SEWER MAINTENANCE		0.00	0.00	0.00	0.00	0.00	0.00	0.00
2210.2620.5211	OTHER EMPLO	226,585.94	15,692.88	63,944.41	162,641.53	0.00	0.00	162,641.53
2210.2620.5213	OVERTIME -	22,000.00	816.56	14,226.92	7,773.08	0.00	0.00	7,773.08
2210.2620.5234	PROFESSIONA	20,000.00	14,595.35	14,700.20	5,299.80	0.00	0.00	5,299.80
2210.2620.5239	OTHER - PUB	0.00	0.00	0.00	0.00	0.00	0.00	0.00
2210.2620.5242	OPERATING S	135,462.66	13,037.40	95,053.47	40,409.19	90.00	1,068.06	39,251.13
2210.2620.5243	REPAIRS & M	3,964.00	6,700.94	16,814.51	-12,850.51	0.00	0.00	-12,850.51
2210.2620.5244	SMALL TOOLS	4,659.00	0.00	0.00	4,659.00	0.00	0.00	4,659.00
2210.2620.5252	EQUIPMENT -	0.00	0.00	0.00	0.00	0.00	0.00	0.00
2210.2620.5257	VEHICLE REP	0.00	0.00	120.43	-120.43	0.00	0.00	-120.43
2210.2620.5286	MEDICARE -	3,296.40	218.59	1,044.29	2,252.11	0.00	0.00	2,252.11
2210.2620.5288	DENTAL - PU	0.00	0.00	0.00	0.00	0.00	0.00	0.00
2210.2620.5290	PERS	3,663.82	1,698.53	5,173.94	-1,510.12	0.00	0.00	-1,510.12
2210.2620.5291	PICK-UP - P	28,163.52	1,990.13	6,682.80	21,480.72	0.00	0.00	21,480.72
2210.2620.5293	WORKERS COM	7,074.94	0.00	0.00	7,074.94	0.00	0.00	7,074.94
2210.2620.5294	HOSPITALIZA	52,150.54	6,535.66	13,152.77	38,997.77	0.00	0.00	38,997.77
2210.2620.5300	COUNTY STRE	0.00	0.00	0.00	0.00	0.00	0.00	0.00
Subtotal for object		507,020.82	61,286.04	230,913.74	276,107.08	90.00	1,068.06	274,949.02
* Dept 2620 PUBLIC SERVICES		507,020.82	61,286.04	230,913.74	276,107.08	90.00	1,068.06	274,949.02
2210.2670.5224	TRAINNING	0.00	0.00	0.00	0.00	0.00	0.00	0.00
2210.2670.5249	AUDIT EXPEN	0.00	0.00	0.00	0.00	0.00	0.00	0.00
2210.2670.5286	MEDICARE	0.00	0.00	0.00	0.00	0.00	0.00	0.00
2210.2670.5288	DENTAL	0.00	0.00	0.00	0.00	0.00	0.00	0.00
2210.2670.5290	PERS	0.00	0.00	0.00	0.00	0.00	0.00	0.00
2210.2670.5291	PICK-UP	0.00	0.00	0.00	0.00	0.00	0.00	0.00
2210.2670.5293	WORKMEN'S C	0.00	0.00	0.00	0.00	0.00	0.00	0.00
2210.2670.5294	HOSPITALIZA	0.00	0.00	0.00	0.00	0.00	0.00	0.00
2210.2670.5500	TEMPORARY B	0.00	0.00	0.00	0.00	0.00	0.00	0.00
Subtotal for object		0.00	0.00	0.00	0.00	0.00	0.00	0.00
* Dept 2670 STREET FUND		0.00	0.00	0.00	0.00	0.00	0.00	0.00
** 2210 STREET FUND		644,968.13	75,005.36	263,698.98	381,269.15	8,328.46	1,068.06	371,872.63
2212.2100.5239	ADMIN FEES	0.00	0.00	0.00	0.00	0.00	0.00	0.00
2212.2100.5290	POLICE AND	0.00	0.00	0.00	0.00	0.00	0.00	0.00
2212.2100.5291	POLICE PENS	51,228.80	25,614.40	25,614.40	25,614.40	0.00	0.00	25,614.40
2212.2100.5292	FIRE PENSIO	0.00	0.00	0.00	0.00	0.00	0.00	0.00
2212.2100.5500	TEMPORARY B	0.00	0.00	0.00	0.00	0.00	0.00	0.00

Account.....	Description	Rev combined..	Combined MTD..	Combined YTD..	Combined Unexp	Combined Enc..	Prior Excess..	Combined Unenc
Subtotal for object		51,228.80	25,614.40	25,614.40	25,614.40	0.00	0.00	25,614.40
* Dept 2100 POLICE/FIRE ACCRUED L		51,228.80	25,614.40	25,614.40	25,614.40	0.00	0.00	25,614.40
2212.2700.5277	TRANSFER-OU	0.00	0.00	0.00	0.00	0.00	0.00	0.00
** 2212 POLICE PENSION		51,228.80	25,614.40	25,614.40	25,614.40	0.00	0.00	25,614.40
2213.2100.5239	ADMIN FEES	0.00	0.00	0.00	0.00	0.00	0.00	0.00
2213.2100.5292	FIRE PENSIO	42,367.60	21,183.80	21,183.80	21,183.80	0.00	0.00	21,183.80
Subtotal for object		42,367.60	21,183.80	21,183.80	21,183.80	0.00	0.00	21,183.80
* Dept 2100 POLICE/FIRE ACCRUED L		42,367.60	21,183.80	21,183.80	21,183.80	0.00	0.00	21,183.80
** 2213 FIRE PENSION		42,367.60	21,183.80	21,183.80	21,183.80	0.00	0.00	21,183.80
2230.2120.5210	EMS COORDIN	0.00	0.00	0.00	0.00	0.00	0.00	0.00
2230.2120.5211	FULL TIME P	420,797.80	42,593.06	123,921.26	296,876.54	0.00	0.00	296,876.54
2230.2120.5212	PART TIME P	0.00	0.00	0.00	0.00	0.00	0.00	0.00
2230.2120.5213	OVERTIME	0.00	0.00	0.00	0.00	0.00	0.00	0.00
2230.2120.5214	EMS DISPATC	0.00	0.00	0.00	0.00	0.00	0.00	0.00
2230.2120.5221	TRAVEL (LOC	0.00	0.00	723.82	-723.82	0.00	0.00	-723.82
2230.2120.5223	MEMBERSHIPS	0.00	0.00	0.00	0.00	0.00	0.00	0.00
2230.2120.5224	TRAINING -	0.00	0.00	602.28	-602.28	0.00	0.00	-602.28
2230.2120.5232	COMMUNICATI	0.00	0.00	0.00	0.00	0.00	0.00	0.00
2230.2120.5233	POSTAGE - F	658.98	44.50	99.00	559.98	0.00	0.00	559.98
2230.2120.5234	PROFESSIONA	50,904.65	3,664.97	13,858.16	37,046.49	0.00	0.00	37,046.49
2230.2120.5241	OFFICE SUPP	0.00	0.00	0.00	0.00	0.00	0.00	0.00
2230.2120.5242	OPERATING S	0.00	0.00	0.00	0.00	11.04	0.00	-11.04
2230.2120.5243	REPAIR & MA	29,158.70	0.00	6,375.11	22,783.59	509.96	0.00	22,273.63
2230.2120.5244	SMALL TOOLS	0.00	0.00	0.00	0.00	0.00	0.00	0.00
2230.2120.5248	CLOTHING	6,600.00	0.00	0.00	6,600.00	0.00	0.00	6,600.00
2230.2120.5252	EQUIPMENT(I	26,700.30	4,998.00	7,023.40	19,676.90	0.00	97.70	19,579.20
2230.2120.5254	TIRES AND R	0.00	324.88	1,320.88	-1,320.88	0.00	0.00	-1,320.88
2230.2120.5255	FUEL AND LU	20,000.00	1,783.74	7,374.04	12,625.96	0.00	0.00	12,625.96
2230.2120.5256	REPAIR PART	0.00	0.00	0.00	0.00	0.00	0.00	0.00
2230.2120.5257	VEHICLE RE	0.00	0.00	0.00	0.00	0.00	0.00	0.00
2230.2120.5275	REFUNDS	0.00	0.00	0.00	0.00	0.00	0.00	0.00
2230.2120.5286	MEDICARE	6,101.57	600.09	1,730.21	4,371.36	0.00	0.00	4,371.36
2230.2120.5287	UNEMPLOYMEN	0.00	0.00	0.00	0.00	0.00	0.00	0.00
2230.2120.5288	DENTAL	0.00	0.00	0.00	0.00	0.00	0.00	0.00
2230.2120.5290	PERS	0.00	0.00	0.00	0.00	0.00	0.00	0.00
2230.2120.5291	EMS-PICKUP	0.00	0.00	0.00	0.00	0.00	0.00	0.00
2230.2120.5292	FIRE PENSIO	98,060.30	9,691.88	28,256.81	69,803.49	0.00	0.00	69,803.49
2230.2120.5293	WORKERS COM	15,000.04	0.00	0.00	15,000.04	0.00	0.00	15,000.04
2230.2120.5294	HOSPITALIZA	50,000.00	4,422.87	13,277.81	36,722.19	0.00	0.00	36,722.19
2230.2120.5295	UNEMPLOYMEN	0.00	0.00	0.00	0.00	0.00	0.00	0.00
Subtotal for object		723,982.34	68,123.99	204,562.78	519,419.56	521.00	97.70	518,800.86
* Dept 2120 FIRE DEPT		723,982.34	68,123.99	204,562.78	519,419.56	521.00	97.70	518,800.86
2230.2620.5234	PROFESSIONA	0.00	0.00	0.00	0.00	0.00	0.00	0.00

Account.....	Description	Rev	combined..	Combined MTD..	Combined YTD..	Combined Unexp	Combined Enc..	Prior Excess..	Combined Unenc
2230.2700.5281	TRANSFERS O	0.00	0.00	0.00	0.00	0.00	0.00	0.00	0.00
** 2230	EC-EMS	723,982.34	68,123.99	204,562.78	519,419.56	521.00	97.70	518,800.86	
2231.2120.5234	PROFESSIONA	0.00	0.00	0.00	0.00	0.00	0.00	0.00	0.00
2231.2120.5242	OPERATING S	0.00	0.00	0.00	0.00	0.00	0.00	0.00	0.00
2231.2120.5243	REPAIRS & M	0.00	0.00	0.00	0.00	0.00	0.00	0.00	0.00
2231.2120.5248	CLOTHING FE	0.00	0.00	0.00	0.00	0.00	0.00	0.00	0.00
2231.2120.5252	EQUIPMENT	364,399.11	47,992.00	109,386.55	255,012.56	261,611.56	0.00	-6,599.00	
Subtotal for object		364,399.11	47,992.00	109,386.55	255,012.56	261,611.56	0.00	-6,599.00	
* Dept 2120 FIRE DEPT		364,399.11	47,992.00	109,386.55	255,012.56	261,611.56	0.00	-6,599.00	
2231.2121.5212	REGULAR FIR	226,869.98	17,672.96	89,094.09	137,775.89	0.00	0.00	137,775.89	
2231.2121.5213	OVERTIME -	0.00	0.00	0.00	0.00	0.00	0.00	0.00	0.00
2231.2121.5248	CLOTHING -	6,600.00	0.00	0.00	6,600.00	0.00	0.00	6,600.00	
2231.2121.5286	MEDICARE -	15,360.27	698.44	3,265.45	12,094.82	0.00	0.00	12,094.82	
2231.2121.5292	FIRE PENSIO	7,723.68	3,388.52	14,046.96	-6,323.28	0.00	0.00	-6,323.28	
2231.2121.5293	WORKERS COM	40,000.00	0.00	0.00	40,000.00	0.00	0.00	40,000.00	
2231.2121.5294	HOSPITILIZA	60,000.00	2,100.50	10,464.78	49,535.22	0.00	0.00	49,535.22	
Subtotal for object		356,553.93	23,860.42	116,871.28	239,682.65	0.00	0.00	239,682.65	
* Dept 2121 SAFER GRANT		356,553.93	23,860.42	116,871.28	239,682.65	0.00	0.00	239,682.65	
2231.2122.5212	REGULAR FIR	0.00	0.00	0.00	0.00	0.00	0.00	0.00	0.00
2231.2122.5213	OVERTIME	0.00	0.00	0.00	0.00	0.00	0.00	0.00	0.00
2231.2122.5248	CLOTHING	0.00	0.00	0.00	0.00	0.00	0.00	0.00	0.00
2231.2122.5286	MEDICARE	0.00	0.00	0.00	0.00	0.00	0.00	0.00	0.00
2231.2122.5292	FIRE PENSIO	0.00	0.00	0.00	0.00	0.00	0.00	0.00	0.00
2231.2122.5293	WORKERS COM	0.00	0.00	0.00	0.00	0.00	0.00	0.00	0.00
2231.2122.5294	HOSPITILIZA	0.00	0.00	0.00	0.00	0.00	0.00	0.00	0.00
Subtotal for object		0.00	0.00	0.00	0.00	0.00	0.00	0.00	0.00
* Dept 2122		0.00	0.00	0.00	0.00	0.00	0.00	0.00	0.00
** 2231	FEMA GRANT FIRE	720,953.04	71,852.42	226,257.83	494,695.21	261,611.56	0.00	233,083.65	
2255.2730.5211	OTHER EMPLO	38,022.40	2,924.80	11,699.20	26,323.20	0.00	0.00	26,323.20	
2255.2730.5234	PROFESSIONA	0.00	1,456.00	5,291.00	-5,291.00	0.00	0.00	-5,291.00	
2255.2730.5239	OTHER	0.00	0.00	0.00	0.00	0.00	0.00	0.00	0.00
2255.2730.5286	MEDICARE -	551.32	41.09	164.36	386.96	0.00	0.00	386.96	
2255.2730.5290	PERS - COUR	5,323.14	614.21	1,842.62	3,480.52	0.00	0.00	3,480.52	
2255.2730.5293	WORKERS COM	987.68	0.00	0.00	987.68	0.00	0.00	987.68	
2255.2730.5294	HOSPITILIZA	8,642.03	376.35	1,197.95	7,444.08	0.00	0.00	7,444.08	
2255.2730.5399	Transfer Ou	0.00	0.00	0.00	0.00	0.00	0.00	0.00	0.00
Subtotal for object		53,526.57	5,412.45	20,195.13	33,331.44	0.00	0.00	33,331.44	
* Dept 2730 COURTS		53,526.57	5,412.45	20,195.13	33,331.44	0.00	0.00	33,331.44	

Account.....	Description	Rev	combined..	Combined MTD..	Combined YTD..	Combined Unexp	Combined Enc..	Prior Excess..	Combined Unenc
** 2255	SPECIAL PROJECTS COURT	53,526.57	5,412.45	20,195.13	33,331.44	0.00	0.00	0.00	33,331.44
2260.2350.5233	CLEVELAND T	4,650.00	0.00	0.00	4,650.00	0.00	0.00	0.00	4,650.00
2260.2350.5235	LUTHERAN HO	0.00	0.00	0.00	0.00	0.00	0.00	0.00	0.00
2260.2350.5244	HELEN S. BR	0.00	0.00	0.00	0.00	0.00	0.00	0.00	0.00
2260.2350.5245	E C COMMUNI	0.00	0.00	0.00	0.00	0.00	0.00	0.00	0.00
2260.2350.5246	E. C. YOUTH	67,676.00	0.00	32,700.00	34,976.00	0.00	0.00	0.00	34,976.00
2260.2350.5247	POLICE ATHL	9,547.99	0.00	0.00	9,547.99	0.00	0.00	0.00	9,547.99
2260.2350.5315	PUBLIC SERV	0.00	0.00	0.00	0.00	0.00	0.00	0.00	0.00
Subtotal for object		81,873.99	0.00	32,700.00	49,173.99	0.00	0.00	0.00	49,173.99
* Dept 2350	HSB OLDER AMERICAN	81,873.99	0.00	32,700.00	49,173.99	0.00	0.00	0.00	49,173.99
2260.2410.5303	HOUSING PAI	21,460.00	0.00	0.00	21,460.00	1,675.00	0.00	0.00	19,785.00
2260.2410.5304	LEAD ABATEM	44,000.00	0.00	0.00	44,000.00	0.00	0.00	28,025.00	15,975.00
2260.2410.5310	EMERGENCY R	100,504.00	0.00	0.00	100,504.00	0.00	0.00	0.00	100,504.00
Subtotal for object		165,964.00	0.00	0.00	165,964.00	1,675.00	0.00	28,025.00	136,264.00
* Dept 2410	HOUSING DEPT	165,964.00	0.00	0.00	165,964.00	1,675.00	0.00	28,025.00	136,264.00
2260.2420.5210	DIRECTOR -	38,273.66	2,944.12	11,776.51	26,497.15	0.00	0.00	0.00	26,497.15
2260.2420.5211	OTHER EMPLO	87,912.32	6,939.19	26,773.37	61,138.95	0.00	0.00	0.00	61,138.95
2260.2420.5220	TRAVEL LONG	88.00	0.00	3,309.00	-3,221.00	0.00	0.00	0.00	-3,221.00
2260.2420.5221	TRAVEL LOCA	0.00	0.00	0.00	0.00	0.00	0.00	0.00	0.00
2260.2420.5222	BOOKS & PER	0.00	0.00	0.00	0.00	0.00	0.00	0.00	0.00
2260.2420.5223	MEMBERSHIP	3,530.00	0.00	3,000.00	530.00	0.00	0.00	0.00	530.00
2260.2420.5224	TRAINING -	0.00	0.00	0.00	0.00	0.00	0.00	0.00	0.00
2260.2420.5232	COMMUNICATI	1,888.64	391.04	391.04	1,497.60	0.00	0.00	0.00	1,497.60
2260.2420.5233	POSTAGE - A	0.00	0.00	0.00	0.00	0.00	0.00	0.00	0.00
2260.2420.5234	PROFESSIONA	250.00	0.00	0.00	250.00	0.00	0.00	0.00	250.00
2260.2420.5235	COMPREHENSI	0.00	0.00	0.00	0.00	0.00	0.00	0.00	0.00
2260.2420.5239	ADMINISTRAT	0.00	0.00	0.00	0.00	0.00	0.00	0.00	0.00
2260.2420.5241	OFFICE SUPP	2,000.00	0.00	0.00	2,000.00	190.62	0.00	0.00	1,809.38
2260.2420.5242	OPERATING S	0.00	0.00	0.00	0.00	0.00	0.00	0.00	0.00
2260.2420.5243	REPAIRS & M	0.00	0.00	0.00	0.00	0.00	0.00	0.00	0.00
2260.2420.5249	AUDIT EXPEN	0.00	0.00	0.00	0.00	0.00	0.00	0.00	0.00
2260.2420.5252	EQUIPMENT -	974.67	0.00	0.00	974.67	0.00	0.00	0.00	974.67
2260.2420.5253	VEHICLE & M	0.00	0.00	0.00	0.00	0.00	0.00	0.00	0.00
2260.2420.5255	FUEL AND LU	0.00	0.00	0.00	0.00	0.00	0.00	0.00	0.00
2260.2420.5270	RENT - ADMI	0.00	0.00	0.00	0.00	0.00	0.00	0.00	0.00
2260.2420.5280	ELECTRIC -	0.00	0.00	0.00	0.00	0.00	0.00	0.00	0.00
2260.2420.5282	EAST OHIO G	0.00	0.00	0.00	0.00	0.00	0.00	0.00	0.00
2260.2420.5283	TELEPHONE &	0.00	0.00	0.00	0.00	0.00	0.00	0.00	0.00
2260.2420.5286	MEDICARE -	1,808.24	137.67	536.45	1,271.79	0.00	0.00	0.00	1,271.79
2260.2420.5287	UNEMPLOYMEN	0.00	0.00	0.00	0.00	0.00	0.00	0.00	0.00
2260.2420.5288	DENTAL - AD	0.00	0.00	0.00	0.00	0.00	0.00	0.00	0.00
2260.2420.5290	PERS - ADMI	17,458.84	2,039.53	6,180.50	11,278.34	0.00	0.00	0.00	11,278.34
2260.2420.5293	WORKMEN'S C	4,205.48	0.00	0.00	4,205.48	0.00	0.00	0.00	4,205.48
2260.2420.5294	HOSPITALIZA	26,912.12	1,375.58	12,612.99	14,299.13	0.00	0.00	0.00	14,299.13
2260.2420.5350	CAPITAL LEA	5,441.90	0.00	263.95	5,177.95	274.55	79.01	79.01	4,824.39
Subtotal for object		190,743.87	13,827.13	64,843.81	125,900.06	465.17	0.00	79.01	125,355.88

Account.....	Description	Rev combined..	Combined MTD..	Combined YTD..	Combined Unexp	Combined Enc..	Prior Excess..	Combined Unenc
* Dept 2420 ADMIN		190,743.87	13,827.13	64,843.81	125,900.06	465.17	79.01	125,355.88
2260.2620.5000	ADVANCES OU	0.00	0.00	0.00	0.00	0.00	0.00	0.00
2260.2620.5210	DIRECTOR -	0.00	0.00	0.00	0.00	0.00	0.00	0.00
2260.2620.5211	OTHER EMPLO	0.00	0.00	0.00	0.00	0.00	0.00	0.00
2260.2620.5234	PROFESSIONA	0.00	0.00	0.00	0.00	0.00	0.00	0.00
2260.2620.5235	DEMOLITION	37,800.00	1,850.00	3,950.00	33,850.00	2,275.00	0.00	31,575.00
2260.2620.5236	NEIGHBORHOO	0.00	0.00	0.00	0.00	0.00	0.00	0.00
2260.2620.5237	PARKS DEVEL	50,000.00	0.00	0.00	50,000.00	0.00	0.00	50,000.00
2260.2620.5239	STREET RESU	1,424,286.98	8,053.68	339,623.35	1,084,663.63	172,833.90	0.00	911,829.73
2260.2620.5240	STREET POLE	0.00	0.00	0.00	0.00	0.00	0.00	0.00
2260.2620.5252	EQUIPMENT-H	0.00	0.00	0.00	0.00	0.00	0.00	0.00
2260.2620.5253	FIRE TRUCK	0.00	0.00	0.00	0.00	0.00	0.00	0.00
2260.2620.5266	Medicare -	0.00	0.00	0.00	0.00	0.00	0.00	0.00
2260.2620.5286	MEDICARE -	0.00	0.00	0.00	0.00	0.00	0.00	0.00
2260.2620.5288	DENTAL - PU	0.00	0.00	0.00	0.00	0.00	0.00	0.00
2260.2620.5290	PERS - PUBL	0.00	0.00	0.00	0.00	0.00	0.00	0.00
2260.2620.5293	WORKMEN'S C	0.00	0.00	0.00	0.00	0.00	0.00	0.00
2260.2620.5294	HOSPITALIZA	0.00	0.00	0.00	0.00	0.00	0.00	0.00
Subtotal for object		1,512,086.98	9,903.68	343,573.35	1,168,513.63	175,108.90	0.00	993,404.73
* Dept 2620 PUBLIC SERVICES		1,512,086.98	9,903.68	343,573.35	1,168,513.63	175,108.90	0.00	993,404.73
** 2260 COMMUNITY DEVELOPMENT		1,950,668.84	23,730.81	441,117.16	1,509,551.68	177,249.07	28,104.01	1,304,198.60
2263.2260.5210	DIRECTOR	0.00	0.00	0.00	0.00	0.00	0.00	0.00
2263.2260.5220	TRAVEL(LONG	0.00	0.00	0.00	0.00	0.00	0.00	0.00
2263.2260.5221	TRAVEL(LOCA	0.00	0.00	0.00	0.00	0.00	0.00	0.00
2263.2260.5222	BOOKS & PER	0.00	0.00	0.00	0.00	0.00	0.00	0.00
2263.2260.5223	MEMBERSHIP	0.00	0.00	0.00	0.00	0.00	0.00	0.00
2263.2260.5232	COMMUNICATI	0.00	0.00	0.00	0.00	0.00	0.00	0.00
2263.2260.5239	OTHER	0.00	0.00	0.00	0.00	0.00	0.00	0.00
2263.2260.5241	OFFICE SUPP	0.00	0.00	0.00	0.00	0.00	0.00	0.00
2263.2260.5242	OPERATING S	0.00	0.00	0.00	0.00	0.00	0.00	0.00
Subtotal for object		0.00	0.00	0.00	0.00	0.00	0.00	0.00
* Dept 2260 COMMUNITY DEVELOPMENT		0.00	0.00	0.00	0.00	0.00	0.00	0.00
2263.2700.5277	TRANSFER-OU	0.00	0.00	0.00	0.00	0.00	0.00	0.00
** 2263		0.00	0.00	0.00	0.00	0.00	0.00	0.00
2269.2730.5210	DIRECTOR	49,074.47	3,772.74	15,090.95	33,983.52	0.00	0.00	33,983.52
2269.2730.5234	PROFESSIONA	6,678.05	0.00	0.00	6,678.05	0.00	0.00	6,678.05
2269.2730.5239	OTHER	14,480.00	0.00	1,163.86	13,316.14	0.00	0.00	13,316.14
2269.2730.5241	OFFICE SUPP	1,531.79	0.00	0.00	1,531.79	0.00	0.00	1,531.79
2269.2730.5242	OPERATING S	0.00	0.00	0.00	0.00	0.00	0.00	0.00
2269.2730.5243	REPAIRS & M	5,981.05	0.00	0.00	5,981.05	0.00	0.00	5,981.05
2269.2730.5252	EQUIPMENT -	4,119.00	593.39	1,386.18	2,732.82	0.00	0.00	2,732.82
2269.2730.5253	DATA & VOIC	0.00	0.00	0.00	0.00	0.00	0.00	0.00
2269.2730.5286	MEDICARE	700.29	48.80	195.20	505.09	0.00	0.00	505.09

Account.....	Description	Rev combined..	Combined MTD..	Combined YTD..	Combined Unexp	Combined Enc..	Prior Excess..	Combined Unenc
2269.2730.5288	DENTAL	0.00	0.00	0.00	0.00	0.00	0.00	0.00
2269.2730.5290	PERS	6,761.37	788.66	2,365.97	4,395.40	0.00	0.00	4,395.40
2269.2730.5291	PICK-UP	0.00	0.00	0.00	0.00	0.00	0.00	0.00
2269.2730.5293	WORKERSCOMP	1,544.00	0.00	0.00	1,544.00	0.00	0.00	1,544.00
2269.2730.5294	HOSPITALIZA	0.00	0.00	0.00	0.00	0.00	0.00	0.00
2269.2730.5350	CAPITAL LEA	0.00	0.00	0.00	0.00	0.00	0.00	0.00
2269.2730.5500	TEMPORARY B	0.00	0.00	0.00	0.00	0.00	0.00	0.00
Subtotal for object		90,870.02	5,203.59	20,202.16	70,667.86	0.00	0.00	70,667.86
* Dept 2730 COURTS		90,870.02	5,203.59	20,202.16	70,667.86	0.00	0.00	70,667.86
** 2269 COMPUTER LEGALIZE FEES		90,870.02	5,203.59	20,202.16	70,667.86	0.00	0.00	70,667.86
2275.2265.5210	DIRECTOR	58,240.00	4,480.00	17,920.00	40,320.00	0.00	0.00	40,320.00
2275.2265.5219	INDEPENDENT	34,320.00	2,640.00	10,560.00	23,760.00	0.00	0.00	23,760.00
2275.2265.5220	TRAVEL (LON	8,100.00	0.00	850.00	7,250.00	0.00	0.00	7,250.00
2275.2265.5221	TRAVEL (LOC	0.00	0.00	0.00	0.00	1,501.68	0.00	-1,501.68
2275.2265.5234	PROFESSIONA	4,181.19	2,160.00	8,940.00	-4,758.81	0.00	0.00	-4,758.81
2275.2265.5238	PRINTING AN	0.00	0.00	0.00	0.00	0.00	0.00	0.00
2275.2265.5239	OTHER	5,066.16	1,690.72	2,981.44	2,084.72	100.00	0.00	1,984.72
2275.2265.5241	OFFICE SUPP	5,304.00	0.00	0.00	5,304.00	0.00	0.00	5,304.00
2275.2265.5242	OPERATING S	5,150.00	0.00	0.00	5,150.00	0.00	0.00	5,150.00
2275.2265.5243	REPAIRS & M	1,632.00	22.16	188.02	1,443.98	0.00	0.00	1,443.98
2275.2265.5252	EQUIPMENT	0.00	0.00	0.00	0.00	0.00	0.00	0.00
2275.2265.5270	RENT	11,181.24	3,545.31	10,635.93	545.31	0.00	0.00	545.31
2275.2265.5283	TELEPHONE	5,724.00	327.99	1,299.58	4,424.42	322.97	0.00	4,101.45
2275.2265.5286	MEDICARE	0.00	0.00	0.00	0.00	0.00	0.00	0.00
2275.2265.5288	DENTAL	0.00	0.00	0.00	0.00	0.00	0.00	0.00
2275.2265.5290	PERS	0.00	0.00	0.00	0.00	0.00	0.00	0.00
2275.2265.5293	WORKERS COM	0.00	0.00	0.00	0.00	0.00	0.00	0.00
2275.2265.5294	HOSPITALIZA	0.00	0.00	0.00	0.00	0.00	0.00	0.00
2275.2265.5500	TEMPORARY B	0.00	0.00	0.00	0.00	0.00	0.00	0.00
Subtotal for object		138,898.59	14,866.18	53,374.97	85,523.62	1,924.65	0.00	83,598.97
* Dept 2265 DOMESTIC VIOLENCE		138,898.59	14,866.18	53,374.97	85,523.62	1,924.65	0.00	83,598.97
** 2275 VOCA		138,898.59	14,866.18	53,374.97	85,523.62	1,924.65	0.00	83,598.97
2279.2110.5212	REGULAR POL	30,861.50	0.00	31,537.44	-675.94	0.00	0.00	-675.94
2279.2110.5286	MEDICARE	447.49	0.00	444.57	2.92	0.00	0.00	2.92
2279.2110.5289	GROUP INSUR	0.00	0.00	0.00	0.00	0.00	0.00	0.00
2279.2110.5291	POLICE PENS	6,017.99	0.00	6,495.11	-477.12	0.00	0.00	-477.12
2279.2110.5293	WORKERS COM	500.00	0.00	0.00	500.00	0.00	0.00	500.00
2279.2110.5294	HOSPITALIZA	8,464.41	0.00	1,372.45	7,091.96	0.00	0.00	7,091.96
Subtotal for object		46,291.39	0.00	39,849.57	6,441.82	0.00	0.00	6,441.82
* Dept 2110 POLICE DEPT		46,291.39	0.00	39,849.57	6,441.82	0.00	0.00	6,441.82
** 2279 C.O.P.S UNIVERSAL		46,291.39	0.00	39,849.57	6,441.82	0.00	0.00	6,441.82
2285.2730.5220	TRAVEL LONG	0.00	0.00	0.00	0.00	0.00	0.00	0.00

Account.....	Description	Rev combined..	Combined MTD..	Combined YTD..	Combined Unexp	Combined Enc..	Prior Excess..	Combined Unenc
2285.2730.5221	TRAVEL (LOC	0.00	0.00	416.00	-416.00	0.00	0.00	-416.00
2285.2730.5223	MEMBERSHIPS	0.00	0.00	0.00	0.00	0.00	0.00	0.00
2285.2730.5224	TRAINING	0.00	0.00	450.00	-450.00	0.00	0.00	-450.00
2285.2730.5234	PROFESSIONA	22,811.91	1,836.80	7,347.20	15,464.71	0.00	0.00	15,464.71
2285.2730.5242	OPERATING S	0.00	0.00	0.00	0.00	0.00	0.00	0.00
Subtotal for object		22,811.91	1,836.80	8,213.20	14,598.71	0.00	0.00	14,598.71
* Dept 2730 COURTS		22,811.91	1,836.80	8,213.20	14,598.71	0.00	0.00	14,598.71
** 2285 CITY PROBATION SERVICES F		22,811.91	1,836.80	8,213.20	14,598.71	0.00	0.00	14,598.71
2289.2260.5210	PROGRAM MGR	10,438.27	802.94	3,211.76	7,226.51	0.00	0.00	7,226.51
2289.2260.5234	PROFESSIONA	1,950.00	0.00	0.00	1,950.00	0.00	0.00	1,950.00
2289.2260.5235	DEMOLITION	0.00	0.00	0.00	0.00	0.00	0.00	0.00
2289.2260.5286	MEDICARE -	151.35	11.64	46.56	104.79	0.00	0.00	104.79
2289.2260.5290	PERS - CDBG	1,461.36	168.62	505.85	955.51	0.00	0.00	955.51
2289.2260.5293	WORKERS COM	500.00	0.00	0.00	500.00	0.00	0.00	500.00
2289.2260.5294	HOSPITILIZA	700.00	32.24	178.77	521.23	0.00	0.00	521.23
2289.2260.5304	HOME OWNER/	128,717.50	0.00	60,480.00	68,237.50	48,342.50	0.00	19,895.00
Subtotal for object		143,918.48	1,015.44	64,422.94	79,495.54	48,342.50	0.00	31,153.04
* Dept 2260 COMMUNITY DEVELOPMEN		143,918.48	1,015.44	64,422.94	79,495.54	48,342.50	0.00	31,153.04
** 2289 HOME - PROGRAM 99		143,918.48	1,015.44	64,422.94	79,495.54	48,342.50	0.00	31,153.04
2290.2110.5211	OTHER EMPLO	0.00	0.00	0.00	0.00	0.00	0.00	0.00
2290.2110.5242	OPERATING S	0.00	0.00	0.00	0.00	0.00	0.00	0.00
2290.2110.5252	EQUIPMENT -	0.00	0.00	0.00	0.00	0.00	0.00	0.00
Subtotal for object		0.00	0.00	0.00	0.00	0.00	0.00	0.00
* Dept 2110 POLICE DEPT		0.00	0.00	0.00	0.00	0.00	0.00	0.00
** 2290 JAG GRANT (POLICE)		0.00	0.00	0.00	0.00	0.00	0.00	0.00
2296.2110.5212	REGULAR POL	57,301.34	6,537.18	24,131.48	33,169.86	0.00	0.00	33,169.86
2296.2110.5286	MEDICARE -	830.87	90.18	331.45	499.42	0.00	0.00	499.42
2296.2110.5291	POLICE PENS	11,173.76	1,959.41	5,497.12	5,676.64	0.00	0.00	5,676.64
2296.2110.5293	WORKERS COM	5,336.76	0.00	0.00	5,336.76	0.00	0.00	5,336.76
2296.2110.5294	HOSPITILIZA	50,000.00	1,498.82	2,819.76	47,180.24	0.00	0.00	47,180.24
Subtotal for object		124,642.73	10,085.59	32,779.81	91,862.92	0.00	0.00	91,862.92
* Dept 2110 POLICE DEPT		124,642.73	10,085.59	32,779.81	91,862.92	0.00	0.00	91,862.92
2296.2111.5212	REGULAR POL	106,375.80	5,711.04	25,151.19	81,224.61	0.00	0.00	81,224.61
2296.2111.5286	MEDICARE	1,542.45	79.03	348.68	1,193.77	0.00	0.00	1,193.77
2296.2111.5291	POLICE PENS	20,743.28	1,808.26	5,946.80	14,796.48	0.00	0.00	14,796.48
2296.2111.5293	WORKERS COM	0.00	0.00	0.00	0.00	0.00	0.00	0.00
2296.2111.5294	HOSPITILIZA	0.00	438.62	1,754.48	-1,754.48	0.00	0.00	-1,754.48
Subtotal for object		128,661.53	8,036.95	33,201.15	95,460.38	0.00	0.00	95,460.38

Account.....	Description	Rev combined..	Combined MTD..	Combined YTD..	Combined Unexp	Combined Enc..	Prior Excess..	Combined Unenc
* Dept 2111		128,661.53	8,036.95	33,201.15	95,460.38	0.00	0.00	95,460.38
** 2296 SCHOOL RESOURCE OFFICERS		253,304.26	18,122.54	65,980.96	187,323.30	0.00	0.00	187,323.30
2298.2110.5223	MEMBERSHIPS	0.00	0.00	0.00	0.00	0.00	0.00	0.00
2298.2110.5234	PROFESSIONA	836.00	0.00	0.00	836.00	0.00	0.00	836.00
2298.2110.5239	OTHER - POL	3,000.00	293.40	1,229.77	1,770.23	0.00	0.00	1,770.23
2298.2110.5241	OFFICE SUPP	3,174.00	0.00	0.00	3,174.00	0.00	0.00	3,174.00
2298.2110.5242	OPERATING S	15,000.00	0.00	0.00	15,000.00	0.00	0.00	15,000.00
2298.2110.5243	REPAIRS & M	0.00	0.00	0.00	0.00	0.00	0.00	0.00
2298.2110.5246	JAIL REPAIR	0.00	0.00	0.00	0.00	0.00	0.00	0.00
2298.2110.5248	CLOTHING -	0.00	0.00	0.00	0.00	0.00	0.00	0.00
2298.2110.5252	EQUIPMENT -	8,642.67	0.00	0.00	8,642.67	0.00	0.00	8,642.67
2298.2110.5254	TIRES - POL	0.00	0.00	0.00	0.00	0.00	0.00	0.00
2298.2110.5257	VEHICLE REP	8,506.35	0.00	0.00	8,506.35	0.00	0.00	8,506.35
2298.2110.5283	TELEPHONE -	15,000.00	0.00	0.00	15,000.00	0.00	0.00	15,000.00
Subtotal for object		54,159.02	293.40	1,229.77	52,929.25	0.00	0.00	52,929.25
* Dept 2110 POLICE DEPT		54,159.02	293.40	1,229.77	52,929.25	0.00	0.00	52,929.25
** 2298 LAW ENFORCEMENT TRUST		54,159.02	293.40	1,229.77	52,929.25	0.00	0.00	52,929.25
3310.2800.5239	OTHER	0.00	0.00	0.00	0.00	0.00	0.00	0.00
3310.2800.5264	REDEMPTION	0.00	0.00	0.00	0.00	0.00	0.00	0.00
3310.2800.5266	INTEREST NO	0.00	0.00	0.00	0.00	0.00	0.00	0.00
3310.2800.5422	DEBTPRINCIP	97,477.14	0.00	48,738.57	48,738.57	0.00	0.00	48,738.57
Subtotal for object		97,477.14	0.00	48,738.57	48,738.57	0.00	0.00	48,738.57
* Dept 2800 BOND RETIREMENT		97,477.14	0.00	48,738.57	48,738.57	0.00	0.00	48,738.57
** 3310 BOND RETIREMENT FUND		97,477.14	0.00	48,738.57	48,738.57	0.00	0.00	48,738.57
4415.2110.5252	POLICE VEHI	54,940.00	0.00	79,402.00	-24,462.00	54,802.82	0.00	-79,264.82
4415.2112.5252	EQUIPMENT	0.00	0.00	0.00	0.00	0.00	0.00	0.00
4415.2130.5252	STREET LIGH	18,620.00	0.00	0.00	18,620.00	0.00	0.00	18,620.00
4415.2150.5252	EQUIPMENT	0.00	0.00	0.00	0.00	0.00	0.00	0.00
4415.2542.5234	PROFESSIONA	81,287.50	0.00	10,995.00	70,292.50	2,912.50	0.00	67,380.00
4415.2542.5251	SERVICE DEP	84,404.22	0.00	19,508.99	64,895.23	0.00	0.00	64,895.23
4415.2542.5252	TRUCKS AND	7,626.00	0.00	17,060.80	-9,434.80	39,476.50	0.00	-48,911.30
4415.2542.5253	CAPITAL IMP	12,371.79	0.00	0.00	12,371.79	3,765.00	0.00	8,606.79
Subtotal for object		185,689.51	0.00	47,564.79	138,124.72	46,154.00	0.00	91,970.72
* Dept 2542		185,689.51	0.00	47,564.79	138,124.72	46,154.00	0.00	91,970.72
4415.2700.5252	OTHER CAPIT	4,604.00	0.00	0.00	4,604.00	0.00	0.00	4,604.00
4415.2700.5253	CAPITAL IMP	0.00	10,000.00	26,250.00	-26,250.00	19,645.00	0.00	-45,895.00

Account.....	Description	Rev combined..	Combined MTD..	Combined YTD..	Combined Unexp	Combined Enc..	Prior Excess..	Combined Unenc
Subtotal for object		4,604.00	10,000.00	26,250.00	-21,646.00	19,645.00	0.00	-41,291.00
* Dept 2700 MISCELLANEOUS		4,604.00	10,000.00	26,250.00	-21,646.00	19,645.00	0.00	-41,291.00
** 4415 PERMANENT IMPROVEMENT FU263,853.51			10,000.00	153,216.79	110,636.72	120,601.82	0.00	-9,965.10
4422.2110.5233	ADMINISTRAT	0.00	0.00	0.00	0.00	0.00	0.00	0.00
4422.2110.5234	PROFESSIONA	0.00	0.00	0.00	0.00	0.00	0.00	0.00
4422.2110.5239	OTHER	0.00	0.00	0.00	0.00	0.00	0.00	0.00
4422.2110.5301	CAPITAL OUT	0.00	0.00	0.00	0.00	0.00	0.00	0.00
Subtotal for object		0.00	0.00	0.00	0.00	0.00	0.00	0.00
* Dept 2110 POLICE DEPT		0.00	0.00	0.00	0.00	0.00	0.00	0.00
** 4422		0.00	0.00	0.00	0.00	0.00	0.00	0.00
4436.2350.5301	HSB TITLE I	0.00	0.00	0.00	0.00	0.00	0.00	0.00
4436.2700.5277	TRANSFER-OU	0.00	0.00	0.00	0.00	0.00	0.00	0.00
** 4436		0.00	0.00	0.00	0.00	0.00	0.00	0.00
5520.2512.5234	PROFESSIONA	0.00	0.00	0.00	0.00	0.00	0.00	0.00
5520.2520.5250	YOUTH O. U.	0.00	0.00	0.00	0.00	0.00	0.00	0.00
** 5520 SEWER FUND		0.00	0.00	0.00	0.00	0.00	0.00	0.00
5530.0252.5252	EQUIPMENT	0.00	0.00	0.00	0.00	0.00	0.00	0.00
5530.2515.5234	PROFESSIONA	0.00	0.00	0.00	0.00	0.00	0.00	0.00
** 5530 WATER-CAPITAL IMPROVEMENT FUND		0.00	0.00	0.00	0.00	0.00	0.00	0.00
7710.2310.5234	PROFESSIONA	0.00	0.00	0.00	0.00	0.00	0.00	0.00
7710.2310.5242	OPERATING S	0.00	0.00	0.00	0.00	0.00	0.00	0.00
Subtotal for object		0.00	0.00	0.00	0.00	0.00	0.00	0.00
* Dept 2310 PARKS & REC		0.00	0.00	0.00	0.00	0.00	0.00	0.00
7710.2700.5277	TRANSFER-OU	0.00	0.00	0.00	0.00	0.00	0.00	0.00
** 7710		0.00	0.00	0.00	0.00	0.00	0.00	0.00
7721.2900.5412	MISCELLANEO	2,995.33	0.00	300.00	2,695.33	0.00	0.00	2,695.33
7728.2700.5277	TRANSFER-OU	0.00	0.00	0.00	0.00	0.00	0.00	0.00
7728.2800.5277	REFUNDS DEF	0.00	0.00	0.00	0.00	0.00	0.00	0.00
** 7728		0.00	0.00	0.00	0.00	0.00	0.00	0.00

Account.....	Description	Rev combined..	Combined MTD..	Combined YTD..	Combined Unexp	Combined Enc..	Prior Excess..	Combined Unenc
7734.2714.5234	PROFESSIONA	0.00	0.00	0.00	0.00	0.00	0.00	0.00
7734.2900.5401	AFSCME DUES	3,137.09	287.40	987.63	2,149.46	0.00	0.00	2,149.46
7734.2900.5402	ALLSTATE IN	0.00	0.00	0.00	0.00	0.00	0.00	0.00
7734.2900.5403	CONSECO	0.00	0.00	0.00	0.00	0.00	0.00	0.00
7734.2900.5404	FIRE HOUSE	2,194.17	100.00	522.50	1,671.67	0.00	0.00	1,671.67
7734.2900.5405	FIRE UNION	22,541.67	1,600.00	8,450.00	14,091.67	0.00	0.00	14,091.67
7734.2900.5406	FOP-OLC	1,736.89	0.00	38.81	1,698.08	0.00	0.00	1,698.08
7734.2900.5407	FOP-L39	10,488.33	1,890.00	7,785.00	2,703.33	0.00	0.00	2,703.33
7734.2900.5408	LEGAL SHIEL	560.38	167.52	713.56	-153.18	0.00	0.00	-153.18
7734.2900.5409	NY LIFE INS	0.00	0.00	0.00	0.00	0.00	0.00	0.00
7734.2900.5410	OML INSUR	815.67	28.06	140.30	675.37	0.00	0.00	675.37
7734.2900.5411	COLONIAL LI	45,842.28	1,954.93	11,373.00	34,469.28	0.00	0.00	34,469.28
7734.2900.5412	POLICE & FI	50,000.00	2,674.84	10,470.56	39,529.44	0.00	0.00	39,529.44
7734.2900.5413	SEIU DUES	126.37	0.00	0.00	126.37	0.00	0.00	126.37
7734.2900.5414	UMFL DUES	0.00	0.00	0.00	0.00	0.00	0.00	0.00
7734.2900.5415	UNITED WAY	0.00	0.00	0.00	0.00	0.00	0.00	0.00
7734.2900.5416	AFLAC	18,235.15	1,336.44	3,646.92	14,588.23	0.00	0.00	14,588.23
7734.2900.5417	OverPayment	7,006.99	6,951.34	7,639.84	-632.85	0.00	0.00	-632.85
7734.2900.5418	OPED	63,906.67	10,613.00	41,671.00	22,235.67	0.00	0.00	22,235.67
7734.2900.5419	OPERS-EMPLO	213,151.28	18,747.32	56,944.96	156,206.32	0.00	0.00	156,206.32
7734.2900.5420	OP&F-EMPLOY	426,074.05	50,010.38	148,243.10	277,830.95	0.00	0.00	277,830.95
7734.2900.5421	COLORADO BA	0.00	0.00	0.00	0.00	0.00	0.00	0.00
Subtotal for object		865,816.99	96,361.23	298,627.18	567,189.81	0.00	0.00	567,189.81
* Dept 2900 MEDICARE		865,816.99	96,361.23	298,627.18	567,189.81	0.00	0.00	567,189.81
** 7734 EMPLOYEE WITHHOLDINGS		865,816.99	96,361.23	298,627.18	567,189.81	0.00	0.00	567,189.81
7735.2714.5234	PROFESSIONA	295,039.80	23,547.00	90,344.05	204,695.75	0.00	0.00	204,695.75
7735.2714.5294	Medical Cla	704,960.20	54,326.61	214,689.79	490,270.41	0.00	0.00	490,270.41
Subtotal for object		1,000,000.00	77,873.61	305,033.84	694,966.16	0.00	0.00	694,966.16
* Dept 2714 CENTRAL SERVICES		1,000,000.00	77,873.61	305,033.84	694,966.16	0.00	0.00	694,966.16
** 7735 Self Insured Healthcar		1,000,000.00	77,873.61	305,033.84	694,966.16	0.00	0.00	694,966.16
7745.1900.5420	MEDICARE	0.00	0.00	0.00	0.00	0.00	0.00	0.00
7745.2900.5120	MEDICARE	0.00	0.00	0.00	0.00	0.00	0.00	0.00
** 7745		0.00	0.00	0.00	0.00	0.00	0.00	0.00
7751.1900.5430	UNCLAIMED F	0.00	0.00	0.00	0.00	0.00	0.00	0.00
***		16,915,889.14	1,411,895.47	6,106,288.91	10,809,600.23	731,160.44	31,645.01	10,046,794.78

The City of East Cleveland

Encumber By
Account and Fund
For Period Ending
4/30/2019

Source of Information
Finance Department
Financial Management System

Vend#	Name	Po / Vch	---Date---	Account	Project	Balance	Orig Encumbr
07412	LEWIS EXTERMINATING	RG173308	01-14-2019	1110.2110.5228		1,000.00	1,500.00
	PRISONER CARE/HYGIENE			1110.2110.5228		<u>1,000.00</u>	<u>1,500.00</u>
06944	U.S. BANK	RG173975	04-30-2019	1110.2110.5242		10.00	10.00
	OPERATING SUPPLIES			1110.2110.5242		<u>10.00</u>	<u>10.00</u>
05441	ACCURATE AUTO GLASS	RG173842	04-09-2019	1110.2110.5256		60.00	60.00
07291	OREILLY AUTO PARTS	RG173977	04-30-2019	1110.2110.5256		44.80	44.80
	REPAIR PARTS - POLICE			1110.2110.5256		<u>104.80</u>	<u>104.80</u>
07412	LEWIS EXTERMINATING	RG173308	01-14-2019	1110.2120.5234		1,600.00	2,400.00
07412	LEWIS EXTERMINATING	RG173308	01-14-2019	1110.2120.5234		1,000.00	1,500.00
	PROFESSIONAL SERVICES			1110.2120.5234		<u>2,600.00</u>	<u>3,900.00</u>
07093	NOVAK SUPPLY LLC	RG173855	04-10-2019	1110.2120.5242		1,795.00	1,795.00
07746	B & C COMMUNICATIONS	RG173936	04-22-2019	1110.2120.5242		47.46	47.46
06944	U.S. BANK	RG173975	04-30-2019	1110.2120.5242		14.67	14.67
	OPERATING SUPPLIES			1110.2120.5242		<u>1,857.13</u>	<u>1,857.13</u>
01934	WARREN FIRE EQUIPMENT	RG173441	02-05-2019	1110.2120.5243		120.90	120.90
	REPAIRS & MAINTENANCE			1110.2120.5243		<u>120.90</u>	<u>120.90</u>
07751	TIM LALLY CHEVROLET INC	RG173854	04-10-2019	1110.2120.5252		1,452.50	1,452.50
	EQUIPMENT - FIRE DEPT			1110.2120.5252		<u>1,452.50</u>	<u>1,452.50</u>
00701	THE ILLUMINATING CO	RG173897	04-22-2019	1110.2130.5281		57,336.13	57,336.13
	STREET LIGHTING			1110.2130.5281		<u>57,336.13</u>	<u>57,336.13</u>
07666	UNITED RENTAL	RG173597	03-05-2019	1110.2310.5242		1,060.00	1,060.00
	OPERATING SUPPLIES			1110.2310.5242		<u>1,060.00</u>	<u>1,060.00</u>
07699	CUYAHOGA COMMUNITY COLLEGE	RG173972	04-29-2019	1110.2410.5224		1,997.00	1,997.00
	TRAINING			1110.2410.5224		<u>1,997.00</u>	<u>1,997.00</u>
06944	U.S. BANK	RG173975	04-30-2019	1110.2410.5242		55.04	55.04
	OPERATING SUPPLIES			1110.2410.5242		<u>55.04</u>	<u>55.04</u>
06944	U.S. BANK	RG173975	04-30-2019	1110.2500.5232		67.00	67.00
	COMMUNICATIONS			1110.2500.5232		<u>67.00</u>	<u>67.00</u>
07770	U.S. SPECIALTY COATINGS	RG173703	03-18-2019	1110.2500.5242		393.24	408.22

Vend#	Name	Po / Vch	---Date---	Account	Project	Balance	Orig Encumbr
	OPERATING SUPPLIES			1110.2500.5242		393.24	408.22
01143	ADLER TEAM SPORTS	RG173974	04-29-2019	1110.2500.5248		302.70	302.70
	CLOTHING - SERVICE			1110.2500.5248		302.70	302.70
07291	OREILLY AUTO PARTS	RG173977	04-30-2019	1110.2710.5252		94.99	94.99
	EQUIPMENT			1110.2710.5252		94.99	94.99
05638	CUMMING AND DAVIS FUNERAL HOME	RG173928	04-22-2019	1110.2713.5234	0001085	280.00	280.00
01434	CLEMANS, NELSON & ASSOC., INC.	RG173973	04-29-2019	1110.2713.5234	0001085	175.00	175.00
	PROFESSIONAL SERVICES			1110.2713.5234		455.00	455.00
06944	U.S. BANK	RG173975	04-30-2019	1110.2713.5242		6.90	6.90
	OPERATING SUPPLIES			1110.2713.5242		6.90	6.90
07412	LEWIS EXTERMINATING	RG173308	01-14-2019	1110.2714.5234		1,200.00	1,800.00
07196	BENJAMIN FRANKLIN PLUMBING	RG173976	04-30-2019	1110.2714.5234		158.00	158.00
	PROFESSIONAL SERVICES - CENTRAL SERVICES			1110.2714.5234		1,358.00	1,958.00
07736	CITY OF CLEVELAND DIV OF WATER	RG173948	04-23-2019	1110.2714.5239		56.00	84.00
	OTHER			1110.2714.5239		56.00	84.00
06944	U.S. BANK	RG173975	04-30-2019	1110.2714.5242		52.50	52.50
	OPERATING SUPPLIES			1110.2714.5242		52.50	52.50
00709	THE ILLUMINATING CO	RG173895	04-22-2019	1110.2714.5280		505.19	505.19
00706	THE ILLUMINATING CO	RG173898	04-22-2019	1110.2714.5280		859.46	859.46
00707	THE ILLUMINATING CO	RG173899	04-22-2019	1110.2714.5280		200.05	200.05
00708	THE ILLUMINATING CO	RG173900	04-22-2019	1110.2714.5280		820.49	820.49
00704	THE ILLUMINATING CO	RG173901	04-22-2019	1110.2714.5280		5,989.21	5,989.21
00712	THE ILLUMINATING CO	RG173902	04-22-2019	1110.2714.5280		1,267.05	1,267.05
00705	THE ILLUMINATING CO	RG173903	04-22-2019	1110.2714.5280		251.35	251.35
00700	THE ILLUMINATING CO	RG173904	04-22-2019	1110.2714.5280		13,117.86	13,117.86
00711	THE ILLUMINATING CO	RG173905	04-22-2019	1110.2714.5280		801.35	801.35
00713	THE ILLUMINATING CO	RG173906	04-22-2019	1110.2714.5280		601.07	601.07
	ELECTRIC			1110.2714.5280		24,413.08	24,413.08
07528	CITY OF CLEVELAND DIVI OF WATE	RG173914	04-22-2019	1110.2714.5282		35.30	52.95
00604	DOMINION EAST OHIO	RG173921	04-22-2019	1110.2714.5282		486.66	486.66
00603	DOMINION EAST OHIO	RG173922	04-22-2019	1110.2714.5282		563.85	563.85
00602	DOMINION EAST OHIO	RG173923	04-22-2019	1110.2714.5282		3,718.72	3,718.72
00606	DOMINION EAST OHIO	RG173924	04-22-2019	1110.2714.5282		709.61	709.61
00600	DOMINION EAST OHIO	RG173925	04-22-2019	1110.2714.5282		5,169.80	5,169.80
00605	DOMINION EAST OHIO	RG173926	04-22-2019	1110.2714.5282		2,064.80	2,064.80

Vend#	Name	Po / Vch	---Date---	Account	Project	Balance	Orig Encumbr
	GAS NATURAL			1110.2714.5282		12,748.74	12,766.39
00817	NORTHEAST OHIO REGIONAL SEWER	RG173907	04-22-2019	1110.2714.5418		14.85	14.85
00805	NORTHEAST OH REG SEWER DIST	RG173908	04-22-2019	1110.2714.5418		25.87	41.73
00802	NORTHEAST OH REG SEWER DIST	RG173909	04-22-2019	1110.2714.5418		362.54	444.93
00806	NORTHEAST OH REG SEWER DIST	RG173910	04-22-2019	1110.2714.5418		131.33	131.33
00505	CITY OF CLEVELAND DIV OF WATER	RG173913	04-22-2019	1110.2714.5418		25.50	34.50
00500	CITY OF CLEVELAND DIV OF WATER	RG173915	04-22-2019	1110.2714.5418		1,049.21	1,476.72
00507	CITY OF CLEVELAND DIV OF WATER	RG173916	04-22-2019	1110.2714.5418		18.00	27.00
00502	CITY OF CLEVELAND DIV OF WATER	RG173917	04-22-2019	1110.2714.5418		201.00	246.73
00502	CITY OF CLEVELAND DIV OF WATER	RG173917	04-24-2019	1110.2714.5418		600.00	600.00
00506	CITY OF CLEVELAND DIV OF WATER	RG173918	04-24-2019	1110.2714.5418		63.63	72.00
00503	CITY OF CLEVELAND DIV OF WATER	RG173920	04-22-2019	1110.2714.5418		114.53	114.53
00814	NORTHEAST OH SEWER DIST	RG173951	04-25-2019	1110.2714.5418		53.90	80.85
00510	CITY OF CLEVELAND DIV OF WATER	RG173952	04-25-2019	1110.2714.5418		52.95	70.60
	WATER-SEWER - CENTRAL SERVICES			1110.2714.5418		2,713.31	3,355.77
07699	CUYAHOGA COMMUNITY COLLEGE	RG173972	04-29-2019	1110.2715.5224		1,997.00	1,997.00
	TRAINING-ENG/BLDG			1110.2715.5224		1,997.00	1,997.00
06944	U.S. BANK	RG173975	04-30-2019	1110.2720.5220		83.89	83.89
	TRAVEL LONG DISTANCE			1110.2720.5220		83.89	83.89
01432	Staples Business Advantage	RG173725	03-22-2019	1110.2720.5241		61.74	61.74
	OFFICE SUPPLIES-COUNCIL			1110.2720.5241		61.74	61.74
06944	U.S. BANK	RG173975	04-30-2019	1110.2720.5257		20.00	20.00
	VEHICLE REPAIRS			1110.2720.5257		20.00	20.00
06944	U.S. BANK	RG173975	04-30-2019	1110.2740.5221		6.00	6.00
	TRAVEL LOCAL			1110.2740.5221		6.00	6.00
01432	Staples Business Advantage	RG173877	04-17-2019	1110.2740.5241		157.79	157.79
	OFFICE SUPPLIES-FINANCE			1110.2740.5241		157.79	157.79
	GENERAL FUND			1110		112,581.38	115,684.47
07786	LEFF ELECTRIC COMPANY INC	RG173953	04-25-2019	2210.2150.5252		15.00	3,985.40
	EQUIPMENT			2210.2150.5252		15.00	3,985.40
00702	THE ILLUMINATING CO	RG173896	04-22-2019	2210.2150.5281		8,223.46	8,223.46
	TRAFFIC LIGHTING			2210.2150.5281		8,223.46	8,223.46

Vend#	Name	Po / Vch	---Date---	Account	Project	Balance	Orig Encumbr
06944	U.S. BANK	RG173975	04-30-2019	2210.2620.5242		90.00	90.00
	OPERATING SUPPLIES - PUBLIC SERVICES			2210.2620.5242		<u>90.00</u>	<u>90.00</u>
	STREET FUND			2210		8,328.46	12,298.86
06944	U.S. BANK	RG173975	04-30-2019	2230.2120.5242		11.04	11.04
	OPERATING SUPPLIES			2230.2120.5242		<u>11.04</u>	<u>11.04</u>
07321	INTERSTATE TOWING	RG173937	04-22-2019	2230.2120.5243		450.00	450.00
06944	U.S. BANK	RG173975	04-30-2019	2230.2120.5243		59.96	59.96
	REPAIR & MAINT - CONTRACTS			2230.2120.5243		<u>509.96</u>	<u>509.96</u>
	EC-EMS			2230		521.00	521.00
07706	PFUND SUPERIOR SALES	RG173160	12-14-2018	2231.2120.5252		249,992.56	249,992.56
07518	ALL AMERICAN FIRE EQUIPMENT	RG173204	12-17-2018	2231.2120.5252		5,020.00	20,445.00
07518	ALL AMERICAN FIRE EQUIPMENT	RG173752	03-26-2019	2231.2120.5252		397.00	397.00
07518	ALL AMERICAN FIRE EQUIPMENT	RG173965	04-25-2019	2231.2120.5252		6,202.00	6,202.00
	EQUIPMENT			2231.2120.5252		<u>261,611.56</u>	<u>277,036.56</u>
	FEMA GRANT FIRE			2231		261,611.56	277,036.56
07280	3 D MOORE ENT.	RG171273	11-30-2017	2260.2410.5303		1,675.00	6,700.00
	HOUSING PAINT			2260.2410.5303		<u>1,675.00</u>	<u>6,700.00</u>
01432	Staples Business Advantage	RG173881	04-18-2019	2260.2420.5241		190.62	190.62
	OFFICE SUPPLIES - ADMIN			2260.2420.5241		<u>190.62</u>	<u>190.62</u>
07284	AMERICAN COPY EQUIPMENT INC.	RG172235	06-14-2018	2260.2420.5350		274.55	1,000.00
	CAPITAL LEASES - ADMIN			2260.2420.5350		<u>274.55</u>	<u>1,000.00</u>
06092	GUARDIAN EQUITY SERVICES LLC	RG172159	06-01-2018	2260.2620.5235		2,275.00	10,000.00
	DEMOLITION - PUBLIC SERVICES			2260.2620.5235		<u>2,275.00</u>	<u>10,000.00</u>
05089	STEPHEN HOVANCSEK & ASSOC.	CT170001	05-03-2018	2260.2620.5239		16,118.50	48,000.00
05089	STEPHEN HOVANCSEK & ASSOC.	RG170607	07-07-2017	2260.2620.5239		14,671.00	25,000.00
06338	VANDRA BROTHERS CONSTRUCTION	RG171652	02-08-2018	2260.2620.5239		32,136.45	323,458.00
07723	Chagrin Valley Paving, Inc	RG172975	11-08-2018	2260.2620.5239		109,907.95	444,193.30
	STREET RESURFACING - PUBLIC SERVICES			2260.2620.5239		<u>172,833.90</u>	<u>840,651.30</u>

Vend#	Name	Po / Vch	---Date---	Account	Project	Balance	Orig Encumbr
	COMMUNITY DEVELOPMENT FUND			2260		177,249.07	858,541.92
05071	DEBORAH BLACK	RG173956	04-25-2019	2275.2265.5221		555.88	555.88
07453	HILTON HOTEL COLUMBUS DOWNTOWN	RG173957	04-25-2019	2275.2265.5221		298.00	298.00
02305	CROWNE PLAZA HOTEL	RG173958	04-25-2019	2275.2265.5221		284.00	284.00
02165	JACQUELINE HARRIS'EL GREEN	RG173959	04-25-2019	2275.2265.5221		363.80	363.80
	TRAVEL (LOCAL)			2275.2265.5221		1,501.68	1,501.68
08495	CITY OF EAST CLEVELAND	RG173980	04-30-2019	2275.2265.5239		100.00	100.00
	OTHER			2275.2265.5239		100.00	100.00
00314	AT&T	RG173978	04-30-2019	2275.2265.5283		43.31	43.31
00313	AT&T	RG173979	04-30-2019	2275.2265.5283		279.66	279.66
	TELEPHONE			2275.2265.5283		322.97	322.97
	VOCA			2275		1,924.65	1,924.65
07280	3 D MOORE ENT.	RG172163	06-06-2018	2289.2260.5304		8,817.50	23,570.00
07287	EXPRESS DEVELOPERS CORP	RG172164	06-06-2018	2289.2260.5304		39,525.00	39,525.00
	HOME OWNER/REHAB			2289.2260.5304		48,342.50	63,095.00
	HOME - PROGRAM 99			2289		48,342.50	63,095.00
07751	TIM LALLY CHEVROLET INC	RG173473	02-12-2019	4415.2110.5252		44,846.82	44,846.82
07099	STATEWIDE FORD LINCOLN INC.	RG173474	02-12-2019	4415.2110.5252		9,956.00	9,956.00
	POLICE VEHICLES			4415.2110.5252		54,802.82	54,802.82
07106	NORTH EAST OHIO HEATING &	RG172680	09-21-2018	4415.2542.5234		2,912.50	5,825.00
	PROFESSIONAL SERVICES			4415.2542.5234		2,912.50	5,825.00
07751	TIM LALLY CHEVROLET INC	RG173673	03-14-2019	4415.2542.5252		39,476.50	39,476.50
	TRUCKS AND SNOW PLOWS			4415.2542.5252		39,476.50	39,476.50
07783	CHAPMAN AND SONS RESTORATION	RG173878	04-17-2019	4415.2542.5253		3,765.00	3,765.00
	CAPITAL IMPROVEMENTS			4415.2542.5253		3,765.00	3,765.00
01764	ADVANCE DOOR COMPANY	RG173674	03-14-2019	4415.2700.5253		11,795.00	11,795.00
07106	NORTH EAST OHIO HEATING &	RG173719	03-19-2019	4415.2700.5253		7,850.00	7,850.00
	CAPITAL IMPROVEMENTS			4415.2700.5253		19,645.00	19,645.00
	PERMANENT IMPROVEMENT FUND			4415		120,601.82	123,514.32

Vend#	Name	Po / Vch	---Date---	Account	Project	Balance	Orig Encumbr
						=====	=====
Grand Totals						731,160.44	1,452,616.78