

# **CITY OF EAST CLEVELAND**

## **MONTH END REPORT**

**January 31, 2019**



Presented to Council by:

**Brandon L. King, Mayor**

Prepared by:

**Charles Iyahan  
Director of Finance**

The City of East Cleveland

# Comparison Charts

For Period Ending  
1/31/2019

Source of Information  
Finance Department  
Financial Management System

# City of East Cleveland

## General Fund YTD Revenues Compared to Estimated Resources

as of January 31, 2019

	Estimated Revenues	Year to Date Revenues	Exceeds (Deficient)		
			Percentage of Revenues to Est. Resources	Amount	Percentage
Income Taxes	\$ 5,021,063.99	\$ 415,768.36	8%	\$ (2,636.90)	0%
Property Taxes/Spec Assessments	\$ 1,010,259.02	\$ 127,442.82	13%	\$ 43,257.94	4%
Local Govt Fund	\$ 1,786,965.00	\$ 143,989.79	8%	\$ (4,918.00)	0%
Building Permits and Housing Fees	\$ 435,992.64	\$ 146,019.16	33%	\$ 109,687.89	25%
Court Fines and Fees	\$ 647,456.96	\$ 46,195.42	7%	\$ (7,757.17)	-1%
Refuse Fees	\$ 772,000.00	\$ 65,495.60	8%	\$ 1,164.84	0%
Automated Traffic Enforcement	\$ -	\$ 160,677.00	0%	\$ 160,677.00	0%
Other	\$ 208,017.79	\$ 27,825.69	13%	\$ 10,491.57	5%
<b>Totals</b>	<b>\$ 9,881,755.40</b>	<b>\$ 1,133,413.84</b>	<b>11%</b>	<b>\$ 309,967.16</b>	<b>3%</b>

# City of East Cleveland

## YTD Expenses Compared to Appropriations

as of January 31, 2019

	Appropriations	Year to Date Expenses	Exceeds (Deficient)		
			Percentage of Appropriations to Expenses	Amount	Percentage
1110 General Fund	\$ 9,681,445.67	\$ 851,046.06	9%	\$ 44,291.19	0%
2210 Street Fund	\$ 643,900.07	\$ 67,908.59	11%	\$ 14,252.40	2%
2230 EMS	\$ 721,990.34	\$ 46,738.12	6%	\$ (13,425.34)	-2%
4415 Permanent Improvement *	\$ 255,941.01	\$ 19,508.99	8%	\$ (1,818.57)	-1%
<b>Totals</b>	<b>\$ 11,303,277.09</b>	<b>\$ 985,201.76</b>	<b>9%</b>	<b>\$ 43,299.68</b>	<b>0%</b>

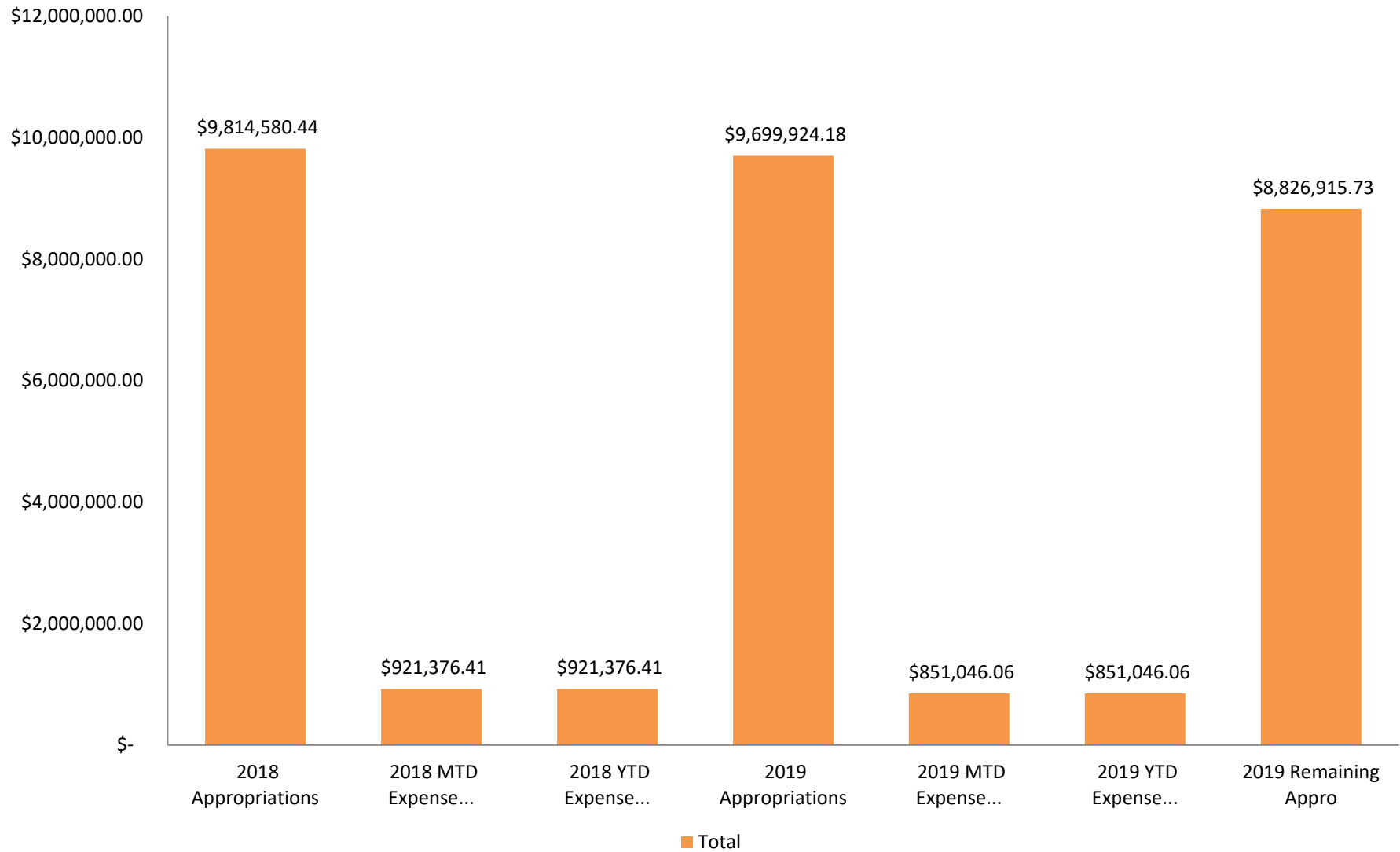
\*Includes payments of prior year encumbrances

# General Fund Revenue

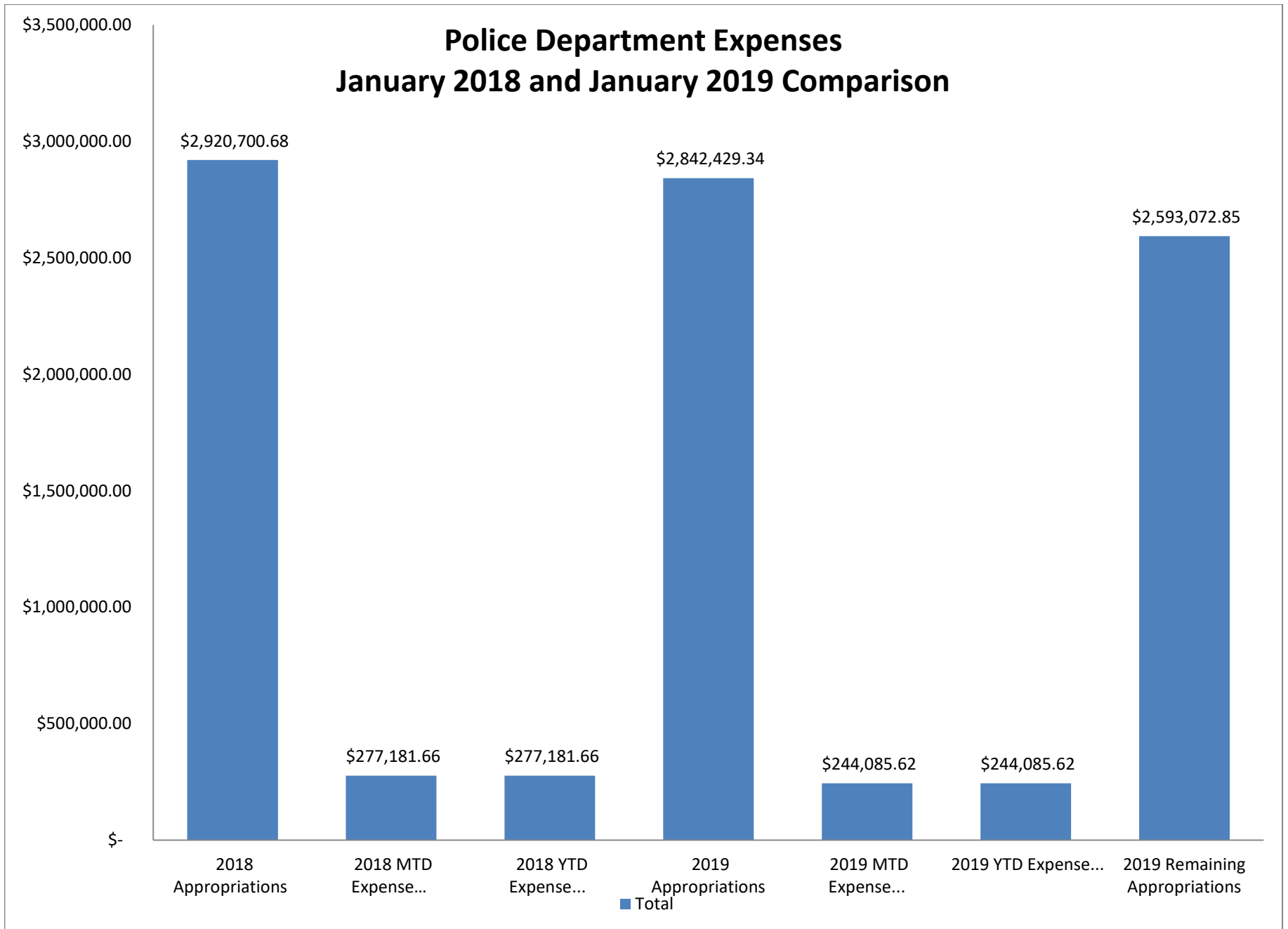
## January 2019 and January 2019 Comparison



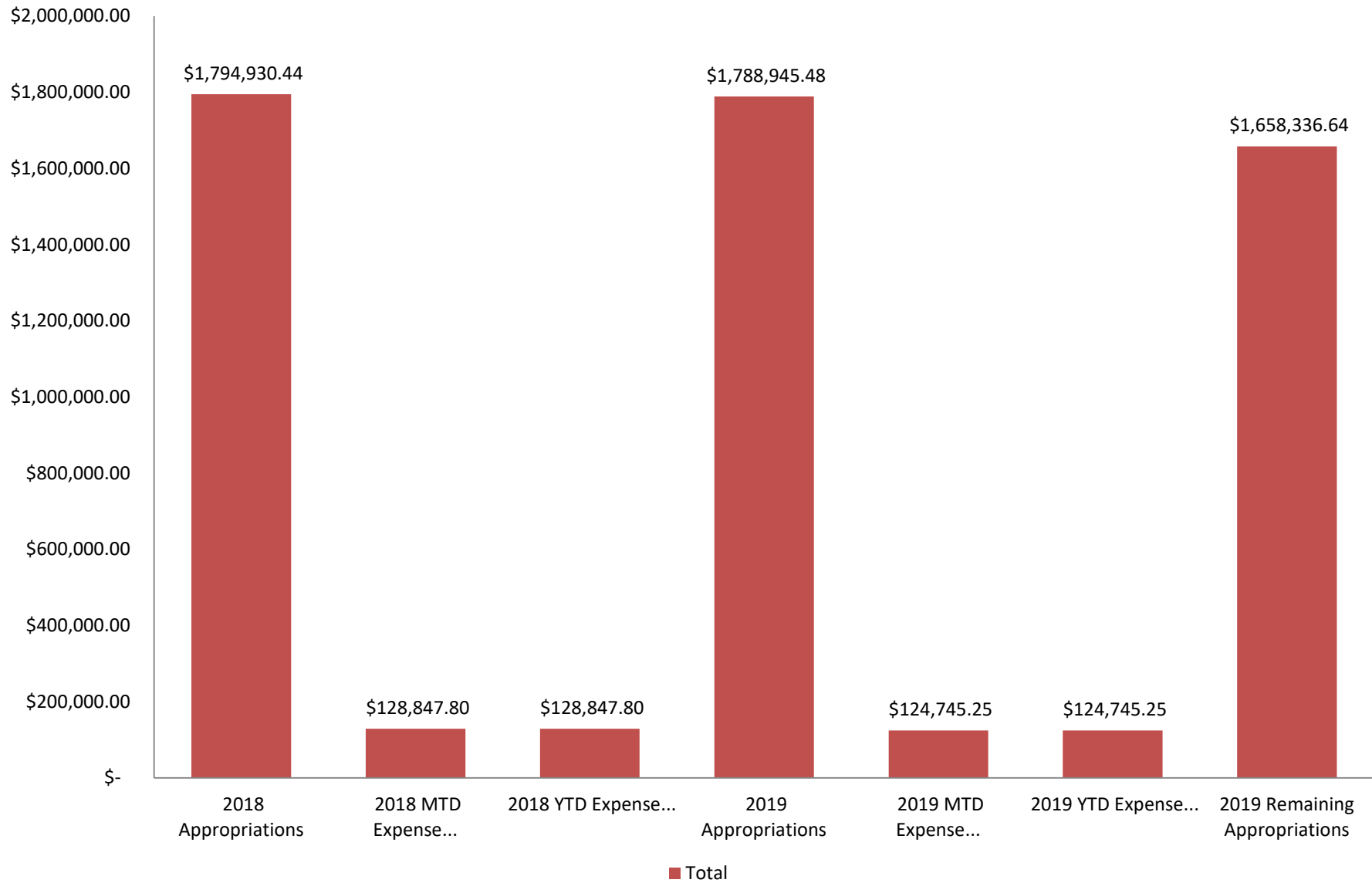
## General Fund Expenses January 2018 and January 2019



## Police Department Expenses January 2018 and January 2019 Comparison

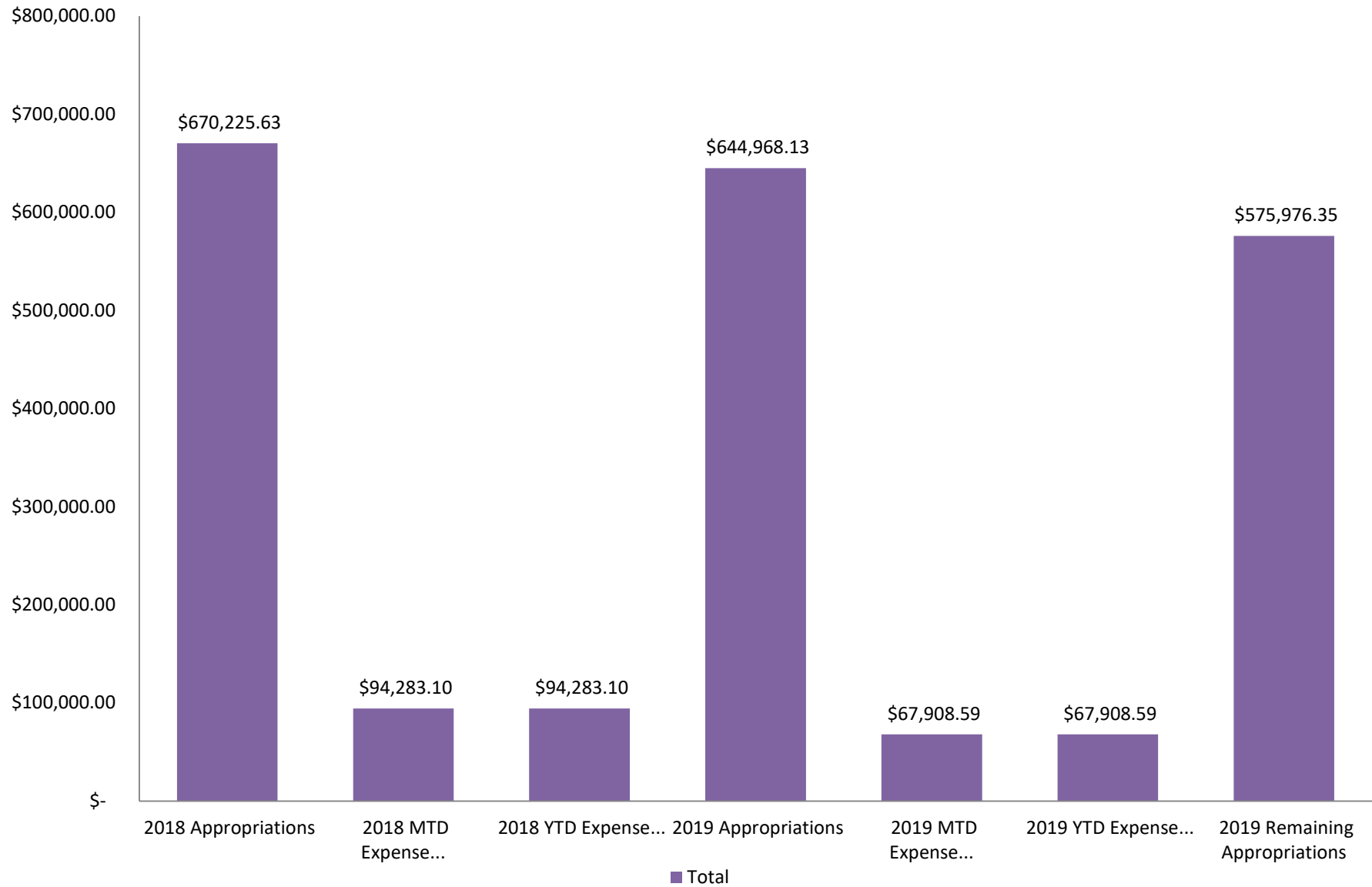


## Fire Department Expenses January 2018 and January 2019 Comparison





## Service Department Expenses January 2018 and January 2019 Comparison



The City of East Cleveland

Month-to-Date

Fund Report

For Period Ending

1/31/2019

Source of Information

Finance Department

Financial Management System

Fund Description.....	Beg Mo Bal....	Mtd Receipts..	Mtd Expenses..	Unexp bal....	Encumbrances..	Unenc bal.....
1110 GENERAL FUND	374,962.74	1,133,413.84	851,046.06	657,330.52	21,962.39	635,368.13
1120 RESERVE FIRE LOSS	273,013.89	5.00	0.00	273,018.89	0.00	273,018.89
1122 RESERVE GEN LIAB	213.89	0.00	0.00	213.89	0.00	213.89
1124 RESERVE MOTOR VEH LIAB	865,246.82	0.00	0.00	865,246.82	0.00	865,246.82
1126 RESERVE POL FIRE PEN	8.45	0.00	0.00	8.45	0.00	8.45
2210 STREET FUND	1,068.06	31,268.89	67,908.59	-35,571.64	1,083.19	-36,654.83
2212 POLICE PENSION	7,759.18	3,000.00	0.00	10,759.18	0.00	10,759.18
2213 FIRE PENSION	22,060.08	3,000.00	0.00	25,060.08	0.00	25,060.08
2230 EC-EMS	94,073.64	55,084.26	46,738.12	102,419.78	437.50	101,982.28
2231 FEMA GRANT FIRE	-125,506.73	1,979.00	86,052.39	-209,580.12	310,586.56	-520,166.68
2255 SPECIAL PROJECTS COURT	542,789.90	3,682.17	4,720.63	541,751.44	0.00	541,751.44
2256 ALCOHOL AND DRUG TREATMENT CRT	38,290.19	336.00	0.00	38,626.19	0.00	38,626.19
2257 Indigent Drivers Alcohol Treat	10,241.31	0.00	0.00	10,241.31	0.00	10,241.31
2260 COMMUNITY DEVELOPMENT FUND	19,957.28	386,296.08	353,141.55	53,111.81	247,953.09	-194,841.28
2261 SPG 33	4,504.13	0.00	0.00	4,504.13	0.00	4,504.13
2262 SPG507	31,392.22	0.00	0.00	31,392.22	0.00	31,392.22
2269 COMPUTER LEGALIZE FEES	120,735.82	3,312.00	5,549.31	118,498.51	564.86	117,933.65
2273 NSP -1	577.63	0.00	0.00	577.63	0.00	577.63
2275 VOCA	7,356.57	9,638.67	18,320.44	-1,325.20	0.00	-1,325.20
2277 NSP - 3	31,223.05	0.00	0.00	31,223.05	0.00	31,223.05
2279 C.O.P.S UNIVERSAL	-51,067.52	51,581.23	13,061.13	-12,547.42	0.00	-12,547.42
2284 BLOCK GRANT 97	12,205.44	0.00	0.00	12,205.44	0.00	12,205.44
2285 CITY PROBATION SERVICES FUND	114,706.02	1,808.25	1,836.80	114,677.47	0.00	114,677.47
2289 HOME - PROGRAM 99	37,923.36	0.00	959.23	36,964.13	108,822.50	-71,858.37
2290 JAG GRANT (POLICE)	13,916.37	0.00	0.00	13,916.37	0.00	13,916.37
2296 SCHOOL RESOURCE OFFICERS	-61,440.79	61,954.41	17,279.20	-16,765.58	0.00	-16,765.58
2297 Drug Use Prevention	40,890.00	0.00	0.00	40,890.00	0.00	40,890.00
2298 LAW ENFORCEMENT TRUST	5,586.82	7,500.00	338.87	12,747.95	0.00	12,747.95
2299 FEDERAL ASSET FORFEITURE	4,736.00	0.01	0.00	4,736.01	0.00	4,736.01
3310 BOND RETIREMENT FUND	0.00	97,477.14	48,738.57	48,738.57	0.00	48,738.57
4415 PERMANENT IMPROVEMENT FUND	211,547.08	25,000.00	19,508.99	217,038.09	7,912.50	209,125.59
5510 WATER FUND	1,138.62	0.00	0.00	1,138.62	0.00	1,138.62
5520 SEWER FUND	3,417.63	412.57	0.00	3,830.20	0.00	3,830.20
5530 WATER-CAPITAL IMPROVEMENT FUND	15,514.94	0.00	0.00	15,514.94	0.00	15,514.94
7721 MISCELLANEOUS DEPOSITS	2,108.24	50.00	150.00	2,008.24	0.00	2,008.24
7734 EMPLOYEE WITHHOLDINGS	60,006.27	62,598.99	71,895.11	50,710.15	0.00	50,710.15
7735 Self Insured Healthcare	587,009.43	84,940.13	72,743.34	599,206.22	0.00	599,206.22
***	3,318,166.03	2,024,338.64	1,679,988.33	3,662,516.34	699,322.59	2,963,193.75

The City of East Cleveland

Year-to-Date  
Fund Report  
For Period Ending  
1/31/2019

Source of Information  
Finance Department  
Financial Management System

Fund Description.....	Beg Yr Bal....	Ytd Receipts..	Ytd Expenses..	Unexp bal....	Encumbrances..	Unenc bal.....
1110 GENERAL FUND	374,962.74	1,133,413.84	851,046.06	657,330.52	21,962.39	635,368.13
1120 RESERVE FIRE LOSS	273,013.89	5.00	0.00	273,018.89	0.00	273,018.89
1122 RESERVE GEN LIAB	213.89	0.00	0.00	213.89	0.00	213.89
1124 RESERVE MOTOR VEH LIAB	865,246.82	0.00	0.00	865,246.82	0.00	865,246.82
1126 RESERVE POL FIRE PEN	8.45	0.00	0.00	8.45	0.00	8.45
2210 STREET FUND	1,068.06	31,268.89	67,908.59	-35,571.64	1,083.19	-36,654.83
2212 POLICE PENSION	7,759.18	3,000.00	0.00	10,759.18	0.00	10,759.18
2213 FIRE PENSION	22,060.08	3,000.00	0.00	25,060.08	0.00	25,060.08
2230 EC-EMS	94,073.64	55,084.26	46,738.12	102,419.78	437.50	101,982.28
2231 FEMA GRANT FIRE	-125,506.73	1,979.00	86,052.39	-209,580.12	310,586.56	-520,166.68
2255 SPECIAL PROJECTS COURT	542,789.90	3,682.17	4,720.63	541,751.44	0.00	541,751.44
2256 ALCOHOL AND DRUG TREATMENT CRT	38,290.19	336.00	0.00	38,626.19	0.00	38,626.19
2257 Indigent Drivers Alcohol Treat	10,241.31	0.00	0.00	10,241.31	0.00	10,241.31
2260 COMMUNITY DEVELOPMENT FUND	19,957.28	386,296.08	353,141.55	53,111.81	247,953.09	-194,841.28
2261 SPG 33	4,504.13	0.00	0.00	4,504.13	0.00	4,504.13
2262 SPG507	31,392.22	0.00	0.00	31,392.22	0.00	31,392.22
2269 COMPUTER LEGALIZE FEES	120,735.82	3,312.00	5,549.31	118,498.51	564.86	117,933.65
2273 NSP -1	577.63	0.00	0.00	577.63	0.00	577.63
2275 VOCA	7,356.57	9,638.67	18,320.44	-1,325.20	0.00	-1,325.20
2277 NSP - 3	31,223.05	0.00	0.00	31,223.05	0.00	31,223.05
2279 C.O.P.S UNIVERSAL	-51,067.52	51,581.23	13,061.13	-12,547.42	0.00	-12,547.42
2284 BLOCK GRANT 97	12,205.44	0.00	0.00	12,205.44	0.00	12,205.44
2285 CITY PROBATION SERVICES FUND	114,706.02	1,808.25	1,836.80	114,677.47	0.00	114,677.47
2289 HOME - PROGRAM 99	37,923.36	0.00	959.23	36,964.13	108,822.50	-71,858.37
2290 JAG GRANT (POLICE)	13,916.37	0.00	0.00	13,916.37	0.00	13,916.37
2296 SCHOOL RESOURCE OFFICERS	-61,440.79	61,954.41	17,279.20	-16,765.58	0.00	-16,765.58
2297 Drug Use Prevention	40,890.00	0.00	0.00	40,890.00	0.00	40,890.00
2298 LAW ENFORCEMENT TRUST	5,586.82	7,500.00	338.87	12,747.95	0.00	12,747.95
2299 FEDERAL ASSET FORFEITURE	4,736.00	0.01	0.00	4,736.01	0.00	4,736.01
3310 BOND RETIREMENT FUND	0.00	97,477.14	48,738.57	48,738.57	0.00	48,738.57
4415 PERMANENT IMPROVEMENT FUND	211,547.08	25,000.00	19,508.99	217,038.09	7,912.50	209,125.59
5510 WATER FUND	1,138.62	0.00	0.00	1,138.62	0.00	1,138.62
5520 SEWER FUND	3,417.63	412.57	0.00	3,830.20	0.00	3,830.20
5530 WATER-CAPITAL IMPROVEMENT FUND	15,514.94	0.00	0.00	15,514.94	0.00	15,514.94
7721 MISCELLANEOUS DEPOSITS	2,108.24	50.00	150.00	2,008.24	0.00	2,008.24
7734 EMPLOYEE WITHHOLDINGS	60,006.27	62,598.99	71,895.11	50,710.15	0.00	50,710.15
7735 Self Insured Healthcare	587,009.43	84,940.13	72,743.34	599,206.22	0.00	599,206.22
***	3,318,166.03	2,024,338.64	1,679,988.33	3,662,516.34	699,322.59	2,963,193.75

The City of East Cleveland

# Revenues

For Period Ending

1/31/2019

Source of Information

Finance Department

Financial Management System

Account.....	Description.....	Est Revenue...	MTD Receipts..	YTD Receipts..	Unc Balance...	% Remain
1110.0000.4001	TAXES	0.00	0.00	0.00	0.00	0.00
1110.0000.4002	SPECIAL ASSESSMENTS	0.00	0.00	0.00	0.00	0.00
1110.0000.4003	PEDDLERS PERMITS	559.00	0.00	0.00	559.00	100.00
1110.1100.4111	GENERAL REAL ESTATE TAX	695,492.00	127,442.82	127,442.82	568,049.18	81.68
1110.1100.4112	TANGIBLE PROPERTY TAX	0.00	0.00	0.00	0.00	0.00
1110.1100.4113	ESTATE TAX	0.00	0.00	0.00	0.00	0.00
1110.1100.4114	CITY INCOME TAX	5,021,063.99	415,768.36	415,768.36	4,605,295.63	91.72
1110.1100.4115	ROLLBACK, HOMESTEAD EXEMPT	19,894.00	0.00	0.00	19,894.00	100.00
1110.1200.4121	PRISONER BOARD AND CARE	0.00	0.00	0.00	0.00	0.00
1110.1200.4122	INHERITANCE TAX	0.00	0.00	0.00	0.00	0.00
1110.1200.4123	CIGARETTE TAX	1,060.94	0.00	0.00	1,060.94	100.00
1110.1200.4125	BEER & LIQUOR PERMIT STATE	795.70	9,180.50	9,180.50	-8,384.80	-1053.76
1110.1200.4126	PUBLIC UTILITY REIMBURSEMENT	0.00	0.00	0.00	0.00	0.00
1110.1200.4127	LOCAL GOV'T FUND STATE	0.00	0.00	0.00	0.00	0.00
1110.1200.4128	LOCAL GOV'T FUND COUNTY	1,786,965.00	143,989.79	143,989.79	1,642,975.21	91.94
1110.1200.4129	HOTEL MOTEL BED TAX	3,283.19	302.22	302.22	2,980.97	90.79
1110.1200.4140	LOCAL REVENUE ASSIST COUNT	0.00	0.00	0.00	0.00	0.00
1110.1201.4128	L.G.N. RETURNED CHECKS	0.00	0.00	0.00	0.00	0.00
1110.1201.4182	INTEREST INCOME LOCAL GOV'T	0.00	0.00	0.00	0.00	0.00
1110.1300.4136	STREET LIGHTING (SPECIAL ASSESSM	286,607.31	0.00	0.00	286,607.31	100.00
1110.1300.4137	PAYOFF SPECIAL ASSESSMENTS	0.00	0.00	0.00	0.00	0.00
1110.1300.4138	SIDEWALK REPAIRS	0.00	0.00	0.00	0.00	0.00
1110.1300.4139	GE Christmas Lighting	0.00	0.00	0.00	0.00	0.00
1110.1300.4162	PENALTIES	0.00	0.00	0.00	0.00	0.00
1110.1300.4182	INTEREST INCOME	145.39	5,073.01	5,073.01	-4,927.62	-3389.24
1110.1300.4183	NUISANCE ABATING (SPEC ASSESSMEN	115.23	0.00	0.00	115.23	100.00
1110.1400.4193	DAMAGE TO CITY PROPERTY	22,985.92	0.00	0.00	22,985.92	100.00
1110.1500.4151	MEMORIAL DAY PARADE 2013	0.00	0.00	0.00	0.00	0.00
1110.1500.4152	GRASS CUTTING (SPEC ASSESSMENT)	8,150.48	0.00	0.00	8,150.48	100.00
1110.1500.4153	HEALTH AND VITAL STATISTICS	0.00	0.00	0.00	0.00	0.00
1110.1500.4154	PARK AND RECREATION PROGRAM	0.00	0.00	0.00	0.00	0.00
1110.1500.4155	TOWING & IMPOUND FEES	10,046.25	1,200.00	1,200.00	8,846.25	88.06
1110.1500.4156	ST. CLAIR AUTO BODY	16,497.83	0.00	0.00	16,497.83	100.00
1110.1500.4157	CIVIL SERVICE	0.00	0.00	0.00	0.00	0.00
1110.1500.4158	REFUSE FEES	772,000.00	65,495.60	65,495.60	706,504.40	91.52
1110.1500.4159	PROGRAM INCOME - RKS GRANT CDBG	0.00	0.00	0.00	0.00	0.00
1110.1500.4160	CLICK IT OR TICKET UHOFc	0.00	0.00	0.00	0.00	0.00
1110.1600.4162	AUTHORIZED OCCUPANCY	5,655.00	500.00	500.00	5,155.00	91.16
1110.1600.4163	BUILDING TRADE LICENSES	25,371.71	8,100.00	8,100.00	17,271.71	68.07
1110.1600.4164	BUILDING PERMITS	76,687.19	450.00	450.00	76,237.19	99.41
1110.1600.4165	CERTF OF BUS OCCUPATION	25,367.50	8,400.00	8,400.00	16,967.50	66.89
1110.1600.4166	CERT OF OCCUPANCY	192,300.00	120,385.00	120,385.00	71,915.00	37.40
1110.1600.4167	VACANT PROPERTY	27,262.50	3,500.00	3,500.00	23,762.50	87.16
1110.1600.4168	PLUMBING & ELECTRICAL PERM	8,173.00	252.00	252.00	7,921.00	96.92
1110.1600.4169	CONDITIONAL USE PERMIT	350.00	0.00	0.00	350.00	100.00
1110.1600.4170	HVAC-COMMERCIAL	1,955.18	0.00	0.00	1,955.18	100.00
1110.1600.4171	PLUMBING-COMMERCIAL	4,624.23	0.00	0.00	4,624.23	100.00
1110.1600.4172	FINES-COMMERCIAL	0.00	0.30	0.30	-0.30	0.00
1110.1600.4173	GENERAL-RESIDENTIAL	54,914.44	2,694.60	2,694.60	52,219.84	95.09
1110.1600.4174	PLUMBING-RESIDENTIAL	1,523.66	200.00	200.00	1,323.66	86.87
1110.1600.4175	HVAC-RESIDENTIAL	1,891.50	260.00	260.00	1,631.50	86.25
1110.1600.4176	ELECTRICAL-RESIDENTIAL	4,783.63	250.00	250.00	4,533.63	94.77
1110.1600.4181	ENGINEERING PLAN REVIEW FEES	2,516.55	990.00	990.00	1,526.55	60.66
1110.1600.4182	SPECIAL ASSESS FEES (OBBC)	2,516.55	37.26	37.26	2,479.29	98.52

Account.....	Description.....	Est Revenue...	MTD Receipts..	YTD Receipts..	Unc Balance...	% Remain
1110.1600.4183	DESIGN & REVIEW FEES	100.00	0.00	0.00	100.00	100.00
1110.1600.4199	FIRE LICENSE FEES	9,225.00	1,900.00	1,900.00	7,325.00	79.40
1110.1601.4161	FINES, COSTS & FORFEITURE	510,000.00	37,976.46	37,976.46	472,023.54	92.55
1110.1601.4163	ALCOHOL & DRUG TREATMENT	563.18	5.27	5.27	557.91	99.06
1110.1601.4164	ST. CLAIR AUTO BODY	0.00	0.00	0.00	0.00	0.00
1110.1601.4165	CIVIL	134,426.28	8,053.69	8,053.69	126,372.59	94.01
1110.1601.4181	FELONY BOND INCOME	0.00	0.00	0.00	0.00	0.00
1110.1601.4182	INTEREST INCOME	0.00	0.00	0.00	0.00	0.00
1110.1601.4183	COMPUTER REPORT INCOME	0.00	0.00	0.00	0.00	0.00
1110.1601.4184	AMNESTY PROGRAM COURT	0.00	0.00	0.00	0.00	0.00
1110.1601.4185	JURY DUTY REFUNDS	316.25	0.00	0.00	316.25	100.00
1110.1601.4195	REFUNDS-OPERATING	0.00	0.00	0.00	0.00	0.00
1110.1602.4161	SEU FINES, COSTS & FORFEITURES	0.00	0.00	0.00	0.00	0.00
1110.1700.4156	ON STREET PARKING(DECAL)	0.00	0.00	0.00	0.00	0.00
1110.1700.4161	FINES	2,467.50	160.00	160.00	2,307.50	93.52
1110.1700.4162	PENALTIES	0.00	0.00	0.00	0.00	0.00
1110.1700.4163	DELINQUENT COLLECTIONS	0.00	0.00	0.00	0.00	0.00
1110.1700.4164	AMNESTY PROGRAM	0.00	0.00	0.00	0.00	0.00
1110.1700.4183	PROCESSING FEES (BMV)	0.00	0.00	0.00	0.00	0.00
1110.1800.4151	Telephone Compensation - Police	485.87	0.00	0.00	485.87	100.00
1110.1800.4180	JURY FEES	0.00	0.00	0.00	0.00	0.00
1110.1800.4181	SALE OF FIXED ASSETS	11,703.87	4,150.00	4,150.00	7,553.87	64.54
1110.1800.4182	Land Reutilization Program	0.00	0.00	0.00	0.00	0.00
1110.1800.4183	ALL OTHER REVENUE	40,397.06	144.00	144.00	40,253.06	99.64
1110.1800.4184	CABLE TV FRANCHISE FEE	0.00	0.00	0.00	0.00	0.00
1110.1800.4185	LOCAL/GOVERN/REV/DEBT	0.00	0.00	0.00	0.00	0.00
1110.1800.4186	AUTOMATED SPEED ENFORCEMENT	0.00	160,677.00	160,677.00	-160,677.00	0.00
1110.1800.4187	COUNTY TRUANCY OFFICERS	0.00	0.00	0.00	0.00	0.00
1110.1800.4188	INTEREST INCOME(CD-FIRSTAR)	0.00	0.00	0.00	0.00	0.00
1110.1800.4189	INT INCOME(FIRSTAR MAIN SWEEP)	0.00	0.00	0.00	0.00	0.00
1110.1800.4190	INT INCOME(FIRSTAR SWEEP CSX)	0.00	0.00	0.00	0.00	0.00
1110.1800.4191	INT INCOME(SOLOMON SMITH)	0.00	0.00	0.00	0.00	0.00
1110.1800.4192	MLK HALL RENTAL REV	8,005.00	135.00	135.00	7,870.00	98.31
1110.1800.4193	HSB HALL RENTAL REV	21,600.00	0.00	0.00	21,600.00	100.00
1110.1800.4194	OFF DUTY SECURITY(1993)	0.00	0.00	0.00	0.00	0.00
1110.1800.4195	CELL TOWER RENT	18,000.00	1,545.00	1,545.00	16,455.00	91.42
1110.1800.4196	ADCO VENDING MACHINE	500.00	0.00	0.00	500.00	100.00
1110.1801.4185	LOCAL/GOV/REV-FUND/DEBT/REV	0.00	0.00	0.00	0.00	0.00
1110.1802.4100	Transfer Station Lease Payments-	0.00	0.00	0.00	0.00	0.00
1110.1900.4144	SAFE ROUTES TO SCHOOLS	0.00	0.00	0.00	0.00	0.00
1110.1900.4145	SCHOOL RESOURCE OFFICERS	0.00	0.00	0.00	0.00	0.00
1110.1900.4190	ADVANCES IN - REPAYMENT	0.00	0.00	0.00	0.00	0.00
1110.1900.4191	REIMBURSEMENT	1,534.78	0.00	0.00	1,534.78	100.00
1110.1900.4192	TRANSFER-IN-REFUSE	0.00	0.00	0.00	0.00	0.00
1110.1900.4193	DAMAGE TO CITY PROPERTY	0.00	0.00	0.00	0.00	0.00
1110.1900.4194	TRANSFER-IN	0.00	0.00	0.00	0.00	0.00
1110.1900.4195	REFUNDS-OPERATING	0.00	4,176.36	4,176.36	-4,176.36	0.00
1110.1900.4196	DAMAGE TO CITY PROPERTY-PO	0.00	0.00	0.00	0.00	0.00
1110.1900.4197	YOUTH O. U. GRANT	0.00	0.00	0.00	0.00	0.00
1110.1900.4198	REIMBURSEMENT-HOSPITALIZATION	6,650.78	0.00	0.00	6,650.78	100.00
1110.1900.4199	CDBG COPS PROGRAM 2000	0.00	0.00	0.00	0.00	0.00
1110.1900.4200	Local Government Note Proceeds	0.00	0.00	0.00	0.00	0.00
1110.1900.4201	Local Government Premium	0.00	0.00	0.00	0.00	0.00
1110.1900.4202	EMANUAL ONUNWOR RESITUTION	462.50	0.00	0.00	462.50	100.00



Account.....	Description.....	Est Revenue...	MTD Receipts..	YTD Receipts..	Unc Balance...	% Remain
1110.1900.4203	OHIO DEPARTMENT OF TRANSPORTATIO	0.00	0.00	0.00	0.00	0.00
1110.1900.4204	PUBLIC RECORDS FEES	162.46	0.00	0.00	162.46	100.00
1110.1900.4205	PRIOR YEAR AUDIT ADJUSTMENTS	0.00	0.00	0.00	0.00	0.00
1110.1900.5204	EMPLOYEE MED/DENT/VIS DEDUCTION	0.00	19.60	19.60	-19.60	0.00
1110.1901.4202	Willie M. George - RESTITUTION	0.00	0.00	0.00	0.00	0.00
1110.1901.4203	JUDGE FRED M. MOSELY RESTITUTION	0.00	0.00	0.00	0.00	0.00
1110.2260.4150	East Cleveland Parks & Recreatio	33,600.00	0.00	0.00	33,600.00	100.00
1110.2310.4150	Parks & Rec. Memorial Day Parade	0.00	0.00	0.00	0.00	0.00
1110.2760.4157	CIVIL SERVICE - CIVIL SERVICE CO	0.00	0.00	0.00	0.00	0.00
** 1110 GENERAL FUND		9,881,755.40	1,133,413.84	1,133,413.84	8,748,341.56	
1120.1900.4182	INTEREST INCOME	0.00	0.00	0.00	0.00	0.00
1120.1900.4192	TRANSFER-IN	0.00	0.00	0.00	0.00	0.00
1120.1900.4402	FIRE LOSS	0.00	5.00	5.00	-5.00	0.00
** 1120 RESERVE FIRE LOSS		0.00	5.00	5.00	-5.00	
1122.1900.4182	INTEREST INCOME	0.00	0.00	0.00	0.00	0.00
1122.1900.4192	TRANSFER-IN	0.00	0.00	0.00	0.00	0.00
1122.1900.4402	GENERAL LIABILITY	0.00	0.00	0.00	0.00	0.00
** 1122 RESERVE GEN LIAB		0.00	0.00	0.00	0.00	
1124.1900.4182	INTEREST INCOME	0.00	0.00	0.00	0.00	0.00
1124.1900.4192	TRANSFER-IN	0.00	0.00	0.00	0.00	0.00
1124.1900.4402	MOTOR VEHICLE LIAB	0.00	0.00	0.00	0.00	0.00
** 1124 RESERVE MOTOR VEH LIAB		0.00	0.00	0.00	0.00	
1126.1900.4182	INTEREST INCOME	0.00	0.00	0.00	0.00	0.00
1126.1900.4192	TRANSFER-IN	0.00	0.00	0.00	0.00	0.00
1126.1900.4402	POLICE-FIRE PENSION	0.00	0.00	0.00	0.00	0.00
** 1126 RESERVE POL FIRE PEN		0.00	0.00	0.00	0.00	
2210.1200.4120	MOTOR VEHICLE LICENSE	48,752.70	3,438.34	3,438.34	45,314.36	92.95
2210.1200.4124	PERMISSIVE TAX STATE	57,868.31	4,411.17	4,411.17	53,457.14	92.38
2210.1200.4126	STATE GAS TAX	180,075.95	23,419.38	23,419.38	156,656.57	86.99
2210.1200.4128	STATE LOCAL HWY GAS TAX	82,657.33	0.00	0.00	82,657.33	100.00
2210.1800.4182	INTEREST INCOME	0.00	0.00	0.00	0.00	0.00
2210.1800.4183	MISCELLANEOUS INCOME	4,179.73	0.00	0.00	4,179.73	100.00
2210.1900.4192	TRANSFER-IN	270,339.24	0.00	0.00	270,339.24	100.00
2210.1900.4198	REIMBURSEMENT-HOSPITALIZATION	0.00	0.00	0.00	0.00	0.00
** 2210 STREET FUND		643,873.26	31,268.89	31,268.89	612,604.37	
2212.1100.4111	PERSONAL REAL ESTATE TAX	20,658.00	3,000.00	3,000.00	17,658.00	85.48
2212.1100.4112	TANGIBLE PROPERTY TAX	0.00	0.00	0.00	0.00	0.00
2212.1100.4115	ROLLBACK, HOMESTEAD EXEMPT	2,974.89	0.00	0.00	2,974.89	100.00
2212.1900.4192	TRANSFER-IN	23,875.59	0.00	0.00	23,875.59	100.00
** 2212 POLICE PENSION		47,508.48	3,000.00	3,000.00	44,508.48	

Account.....	Description.....	Est Revenue...	MTD Receipts..	YTD Receipts..	Unc Balance...	% Remain
2213.1100.4111	PERSONAL REAL ESTATE TAX	20,658.00	3,000.00	3,000.00	17,658.00	85.48
2213.1100.4112	TANGIBLE PROPERTY TAX	0.00	0.00	0.00	0.00	0.00
2213.1100.4115	ROLLBACK, HOMESTEAD EXEMPT	17,989.28	0.00	0.00	17,989.28	100.00
2213.1800.4143	LOCAL GRANT (GGF)	0.00	0.00	0.00	0.00	0.00
2213.1800.4183	MINORITY PART GRANT	0.00	0.00	0.00	0.00	0.00
2213.1900.4192	TRANSFER-IN	0.00	0.00	0.00	0.00	0.00
** 2213 FIRE PENSION		38,647.28	3,000.00	3,000.00	35,647.28	
2230.1900.4140	EC-EMS REVENUE	819,615.13	55,084.26	55,084.26	764,530.87	93.28
2230.1900.4191	FY13 EMS TRAINING & EQUIP GRANT	0.00	0.00	0.00	0.00	0.00
2230.1900.4192	TRANSFER IN	0.00	0.00	0.00	0.00	0.00
2230.1900.4198	REIMBURSEMENT-HOSPITILIZATION	0.00	0.00	0.00	0.00	0.00
2230.2120.4195	REFUNDS OPERATING EC -EMS	0.00	0.00	0.00	0.00	0.00
** 2230 EC-EMS		819,615.13	55,084.26	55,084.26	764,530.87	
2231.1900.4140	SCBA grant	0.00	1,979.00	1,979.00	-1,979.00	0.00
2231.1900.4192	FEMA TRANSFER - IN G/F	0.00	0.00	0.00	0.00	0.00
2231.1900.4193	SAFER GRANT	354,577.16	0.00	0.00	354,577.16	100.00
** 2231 FEMA GRANT FIRE		354,577.16	1,979.00	1,979.00	352,598.16	
2255.1601.4161	SPECIAL PROJECTS	54,000.00	3,682.17	3,682.17	50,317.83	93.18
2256.1400.4142	STATE GRANT	0.00	0.00	0.00	0.00	0.00
2256.1601.4161	ALCOHOL & DRUG TREATMENT COURT	4,000.00	336.00	336.00	3,664.00	91.60
2256.1900.4192	TRANSFER-IN COMM DET	0.00	0.00	0.00	0.00	0.00
2256.2260.4146	CDBG GRANT AWARD	0.00	0.00	0.00	0.00	0.00
** 2256 ALCOHOL AND DRUG TREATMENT CRT		4,000.00	336.00	336.00	3,664.00	
2257.1601.4143	State Remittance (IDAT)	825.00	0.00	0.00	825.00	100.00
2260.1400.4140	COMMUNITY DEVELOPMENT 1999	0.00	0.00	0.00	0.00	0.00
2260.1400.4141	COM DEV ADMIN	0.00	0.00	0.00	0.00	0.00
2260.1400.4142	COMMUNITY DEVELOPMENT 2000	0.00	0.00	0.00	0.00	0.00
2260.1400.4143	COMMUNITY DEVELOPMENT 2000	1,696,312.47	386,296.08	386,296.08	1,310,016.39	77.23
2260.1400.4183	PROGRAM INCOME (SPEC EVENTS)	0.00	0.00	0.00	0.00	0.00
2260.1400.4184	LAND BANK SALES	0.00	0.00	0.00	0.00	0.00
2260.1400.4191	REIMBURSEMENT	0.00	0.00	0.00	0.00	0.00
2260.1400.4193	FOREST HILLS PARK TRAILS GRANT	0.00	0.00	0.00	0.00	0.00
2260.1400.4195	REFUND OPERATING	0.00	0.00	0.00	0.00	0.00
2260.1400.4410	EMERGENCY LOAN FEES	0.00	0.00	0.00	0.00	0.00
2260.1400.4411	CODE ENFORCEMENT FEES	0.00	0.00	0.00	0.00	0.00
2260.1400.4413	BID SPECS	0.00	0.00	0.00	0.00	0.00
2260.1900.4192	TRANSFER-IN G/F	0.00	0.00	0.00	0.00	0.00
2260.1900.4194	ADVANCES IN - INITIAL	0.00	0.00	0.00	0.00	0.00
2260.1900.4198	REIMBURSEMENT-HOSPITILIZATION	0.00	0.00	0.00	0.00	0.00
2260.1900.4200	Local Government Note Proceeds	0.00	0.00	0.00	0.00	0.00
** 2260 COMMUNITY DEVELOPMENT FUND		1,696,312.47	386,296.08	386,296.08	1,310,016.39	
2261.1400.4140	SPG S.M.A.R.T ADM	0.00	0.00	0.00	0.00	0.00

Account.....	Description.....	Est Revenue...	MTD Receipts..	YTD Receipts..	Unc Balance...	% Remain
2261.1400.4141	SPG S.M.A.R.T PROGRAM	0.00	0.00	0.00	0.00	0.00
2261.1400.4191	REIMBURSEMENT	0.00	0.00	0.00	0.00	0.00
2261.1900.4194	ADVANCES IN - INITIAL	0.00	0.00	0.00	0.00	0.00
2261.1900.4200	Local Government Proceeds	0.00	0.00	0.00	0.00	0.00
** 2261 SPG 33		0.00	0.00	0.00	0.00	
2262.1400.4140	SPG507	0.00	0.00	0.00	0.00	0.00
2263.1900.4192	TRANSFER-IN	0.00	0.00	0.00	0.00	0.00
2263.2260.4192	TRANSFER-IN (G/F)	0.00	0.00	0.00	0.00	0.00
** 2263		0.00	0.00	0.00	0.00	
2269.1601.4161	FINES, COSTS & FORFEITURE	0.00	0.00	0.00	0.00	0.00
2269.1601.4162	OTHER	40,000.00	3,312.00	3,312.00	36,688.00	91.72
2269.1601.4163	SUPPLIES	0.00	0.00	0.00	0.00	0.00
2269.1900.4192	TRANSFER-IN	0.00	0.00	0.00	0.00	0.00
** 2269 COMPUTER LEGALIZE FEES		40,000.00	3,312.00	3,312.00	36,688.00	
2273.1400.4194	NSP 1 2010 REVENUES	0.00	0.00	0.00	0.00	0.00
2275.1800.4183	MISCELLANEOUS INCOME	0.00	0.00	0.00	0.00	0.00
2275.1900.4192	TRANSFER-IN-G/F-2000	0.00	0.00	0.00	0.00	0.00
2275.1900.4193	TRANSFER-IN-G/F-99	0.00	0.00	0.00	0.00	0.00
2275.1900.4194	ADVANCE IN	0.00	0.00	0.00	0.00	0.00
2275.1900.4195	REFUNDS-OPERATING	0.00	0.00	0.00	0.00	0.00
2275.1900.4198	REIMBURSEMENT-HOSPITILIZATION	0.00	0.00	0.00	0.00	0.00
2275.1900.4200	Local Government Note Proceeds	0.00	0.00	0.00	0.00	0.00
2275.2260.4142	VOCA STATE GRANT 2000	125,052.76	9,638.67	9,638.67	115,414.09	92.29
2275.2260.4143	VOCA 99	0.00	0.00	0.00	0.00	0.00
2275.2260.4144	SVAA 99	0.00	0.00	0.00	0.00	0.00
2275.2265.4140	VOCA(STATE GRANT)	0.00	0.00	0.00	0.00	0.00
** 2275 VOCA		125,052.76	9,638.67	9,638.67	115,414.09	
2277.1400.4194	NSP-3 GRANT PROCEEDS	0.00	0.00	0.00	0.00	0.00
2277.1900.4198	REIMBURSEMENT-HOSPITILIZATION	0.00	0.00	0.00	0.00	0.00
** 2277 NSP - 3		0.00	0.00	0.00	0.00	
2279.1400.4141	COPS GRANT 2015UMWX0151	0.00	51,581.23	51,581.23	-51,581.23	0.00
2279.1900.4198	REIMBURSEMENT-HOSPITILIZATION	0.00	0.00	0.00	0.00	0.00
2279.2110.8999	TRANSFERS IN	46,291.40	0.00	0.00	46,291.40	100.00
** 2279 C.O.P.S UNIVERSAL		46,291.40	51,581.23	51,581.23	-5,289.83	
2284.1400.4140	BLOCK GRANT 97	0.00	0.00	0.00	0.00	0.00
2284.1900.4192	TRANSFER-IN	0.00	0.00	0.00	0.00	0.00
2284.1900.4194	ADVANCE-IN BLOCK GRANT 97	0.00	0.00	0.00	0.00	0.00
** 2284 BLOCK GRANT 97		0.00	0.00	0.00	0.00	

Account.....	Description.....	Est Revenue...	MTD Receipts..	YTD Receipts..	Unc Balance...	% Remain
2285.1601.4161	PROBATION FINES	34,000.00	1,808.25	1,808.25	32,191.75	94.68
2289.1400.4140	HOME ADMIN 99	0.00	0.00	0.00	0.00	0.00
2289.1400.4141	HOME PROGRAM 99	348,376.00	0.00	0.00	348,376.00	100.00
2289.1400.4142	CODE ENFORCE DEPOSIT	0.00	0.00	0.00	0.00	0.00
2289.1400.4183	PROGRAM INCOME	0.00	0.00	0.00	0.00	0.00
2289.1900.4192	TRANSFER-IN	0.00	0.00	0.00	0.00	0.00
2289.1900.4198	REIMBURSEMENT-HOSPITALIZATION	0.00	0.00	0.00	0.00	0.00
2289.1900.4200	Local Government Note Proceeds	0.00	0.00	0.00	0.00	0.00
** 2289 HOME - PROGRAM 99		348,376.00	0.00	0.00	348,376.00	
2290.1900.4200	Local Government Note Proceeds	0.00	0.00	0.00	0.00	0.00
2290.2110.4142	JAG POLICE (GRANT)	0.00	0.00	0.00	0.00	0.00
2290.2110.4143	JAG TECH UPGRADE	0.00	0.00	0.00	0.00	0.00
2290.2110.4145	CLEVE FOUNDATION(GRANT)-93 - POL	0.00	0.00	0.00	0.00	0.00
** 2290 JAG GRANT (POLICE)		0.00	0.00	0.00	0.00	
2296.1500.4144	SCHOOL RESOURCE OFFICERS-POLICE	224,482.71	61,954.41	61,954.41	162,528.30	72.40
2297.1500.4144	Drug Use Prevention	0.00	0.00	0.00	0.00	0.00
2298.1800.4183	Miscellaneous	0.00	0.00	0.00	0.00	0.00
2298.1900.4183	Seized funds	54,159.02	7,500.00	7,500.00	46,659.02	86.15
** 2298 LAW ENFORCEMENT TRUST		54,159.02	7,500.00	7,500.00	46,659.02	
2299.1400.4140	Bullet Proof Vest Grant	0.00	0.00	0.00	0.00	0.00
2299.1800.4182	INTEREST INCOME	1.00	0.01	0.01	0.99	99.00
2299.1800.4183	Miscellaneous	0.00	0.00	0.00	0.00	0.00
** 2299 FEDERAL ASSET FORFEITURE		1.00	0.01	0.01	0.99	
3310.1100.4111	GENERAL REAL ESTATE TAX	0.00	0.00	0.00	0.00	0.00
3310.1100.4112	TANGIBLE PERSONAL PROPERTY	0.00	0.00	0.00	0.00	0.00
3310.1100.4115	ROLLBACK HOMESTEAD EXEMPT	0.00	0.00	0.00	0.00	0.00
3310.1100.4128	LOCAL GOV'T FUND COUNTY	0.00	0.00	0.00	0.00	0.00
3310.1100.4182	INTEREST INCOME	0.00	0.00	0.00	0.00	0.00
3310.1300.4131	SPEC/ASSES/MISC/INTEREST	0.00	0.00	0.00	0.00	0.00
3310.1300.4132	SPEC ASSESS NOBLE NELA	0.00	0.00	0.00	0.00	0.00
3310.1800.4182	Misc	0.00	0.00	0.00	0.00	0.00
3310.1900.4191	Transfers In	97,477.14	97,477.14	97,477.14	0.00	0.00
** 3310 BOND RETIREMENT FUND		97,477.14	97,477.14	97,477.14	0.00	
4415.1100.4111	GENERAL REAL ESTATE TAX	137,721.00	25,000.00	25,000.00	112,721.00	81.85
4415.1100.4112	TANGIBLE PROPERTY TAX	0.00	0.00	0.00	0.00	0.00
4415.1100.4115	ROLLBACK, HOMESTEAD EXEPT	0.00	0.00	0.00	0.00	0.00
4415.1100.4193	DAMAGE TO CITY PROPERTY	0.00	0.00	0.00	0.00	0.00
4415.1800.4181	SALE OF FIXED ASSETS	0.00	0.00	0.00	0.00	0.00
4415.1800.4199	Sale of Fixed Assets	0.00	0.00	0.00	0.00	0.00
4415.1900.4192	PERMANENT IMPROVEMENT	0.00	0.00	0.00	0.00	0.00
4415.1900.4193	BIDDING FEES-STREET LIGHTING POL	0.00	0.00	0.00	0.00	0.00

Account.....	Description.....	Est Revenue...	MTD Receipts..	YTD Receipts..	Unc Balance...	% Remain
4415.2110.4110	LAW ENFORCEMENT TRUST FUND	0.00	0.00	0.00	0.00	0.00
** 4415	PERMANENT IMPROVEMENT FUND	137,721.00	25,000.00	25,000.00	112,721.00	
4422.1200.4142	STATE GRANT-CONSTRUCTION	0.00	0.00	0.00	0.00	0.00
4422.1900.4192	TRANSFER-IN STATE GRANT	0.00	0.00	0.00	0.00	0.00
4422.2110.4142	STATE GRANT-CONSTRUCTION	0.00	0.00	0.00	0.00	0.00
** 4422		0.00	0.00	0.00	0.00	
5510.1800.4182	E. C. WATER-INTEREST INCOME	0.00	0.00	0.00	0.00	0.00
5510.1900.4182	ACCRUED INTEREST WATERWORKS	0.00	0.00	0.00	0.00	0.00
5510.1900.4184	WATER MISC INCOME	0.00	0.00	0.00	0.00	0.00
5510.1900.4192	TRANSFER-IN	0.00	0.00	0.00	0.00	0.00
5510.1900.4193	WATER ASSESSMENTS	1,000.00	0.00	0.00	1,000.00	100.00
5510.1900.4194	CHARGES FOR SERVICES(WATER)	0.00	0.00	0.00	0.00	0.00
5510.1900.4195	ADVANCE-IN	0.00	0.00	0.00	0.00	0.00
5510.1900.4200	Local Government Note Proceeds	0.00	0.00	0.00	0.00	0.00
5510.1900.4418	WATER REVENUE	0.00	0.00	0.00	0.00	0.00
** 5510	WATER FUND	1,000.00	0.00	0.00	1,000.00	
5520.1800.4182	E. C. SEWER INTEREST INCOME	0.00	0.00	0.00	0.00	0.00
5520.1900.4192	TRANSFER-IN	0.00	0.00	0.00	0.00	0.00
5520.1900.4193	SEWER ASSESSMENTS	2,000.00	412.57	412.57	1,587.43	79.37
5520.1900.4194	CHARGES FOR SERVICES(SEWER)	0.00	0.00	0.00	0.00	0.00
5520.1900.4195	ADVANCE-IN	0.00	0.00	0.00	0.00	0.00
5520.1900.4200	Local Government Note Proceeds	0.00	0.00	0.00	0.00	0.00
5520.1900.4418	SEWER REVENUE	0.00	0.00	0.00	0.00	0.00
** 5520	SEWER FUND	2,000.00	412.57	412.57	1,587.43	
5530.1900.4192	TRANSFER-IN	0.00	0.00	0.00	0.00	0.00
5530.1900.4200	Local Government Note Proceeds	0.00	0.00	0.00	0.00	0.00
5530.1900.4418	WATER-CAPITAL IMPROVEMENT	0.00	0.00	0.00	0.00	0.00
** 5530	WATER-CAPITAL IMPROVEMENT FUND	0.00	0.00	0.00	0.00	
5560.1900.4418	SEWER REVENUE	0.00	0.00	0.00	0.00	0.00
7710.1200.4140	AFTER SCHOOL PROGRAM	0.00	0.00	0.00	0.00	0.00
7710.1900.4192	AFTER WORK PROGRAM	0.00	0.00	0.00	0.00	0.00
** 7710		0.00	0.00	0.00	0.00	
7721.1900.4183	CONSTRUCTION ESCROW	0.00	0.00	0.00	0.00	0.00
7721.1900.4192	TRANSFER-IN	0.00	0.00	0.00	0.00	0.00
7721.1900.4412	MISCELLANEOUS DEPOSITS	5,000.00	50.00	50.00	4,950.00	99.00
** 7721	MISCELLANEOUS DEPOSITS	5,000.00	50.00	50.00	4,950.00	
7727.1800.4182	INTEREST INCOME	0.00	0.00	0.00	0.00	0.00
7727.1900.4418	WATER-SEWER TRUST ACCOUNT	0.00	0.00	0.00	0.00	0.00

Account.....	Description.....	Est Revenue...	MTD Receipts..	YTD Receipts..	Unc Balance...	% Remain
** 7727		0.00	0.00	0.00	0.00	
7729.2900.4420	PRU-PREP	0.00	0.00	0.00	0.00	0.00
7730.1900.4420	AMERICAN FAMILY LIFE INSUR	0.00	0.00	0.00	0.00	0.00
7730.2900.4420	CAPITOL AMERICA	0.00	0.00	0.00	0.00	0.00
** 7730		0.00	0.00	0.00	0.00	
7734.1900.4401	AFSCME DUES-EMPLOYEE WITHHOLDING	3,137.09	137.61	137.61	2,999.48	95.61
7734.1900.4402	ALLSTATE INSUR-EMPLOYEE WITHHOLD	0.00	0.00	0.00	0.00	0.00
7734.1900.4403	CONSECO INSUR-EMPLOYEE WITHHOLDI	0.00	0.00	0.00	0.00	0.00
7734.1900.4404	FIRE HOUSE FUND-EMPLOYEE WITHHOL	2,194.17	105.00	105.00	2,089.17	95.21
7734.1900.4405	FIRE UNION DUES-EMPLOYEE WITHHOL	22,541.67	1,700.00	1,700.00	20,841.67	92.46
7734.1900.4406	FOP-OLC-EMPLOYEE WITHHOLDINGS	1,736.89	0.00	0.00	1,736.89	100.00
7734.1900.4407	FOP-L39-EMLPLOYEE WITHHOLDINGS	10,488.33	1,080.00	1,080.00	9,408.33	89.70
7734.1900.4408	LEGAL SHIELD-EMPLOYEE WITHHOLDIN	560.38	169.14	169.14	391.24	69.82
7734.1900.4409	NY LIFE INSUR-EMPLOYEE WITHHOLDI	0.00	0.00	0.00	0.00	0.00
7734.1900.4410	OML INSUR-EMPLOYEE WITHHOLDINGS	815.67	28.06	28.06	787.61	96.56
7734.1900.4411	COLONIAL LIFE INSUR-EMPLOYEE WIT	45,842.28	2,245.77	2,245.77	43,596.51	95.10
7734.1900.4412	POLICE & FIRE INSUR-EMPLOYEE WIT	50,000.00	2,450.75	2,450.75	47,549.25	95.10
7734.1900.4413	SEIU DUES-EMPLOYEE WITHHOLDINGS	126.37	0.00	0.00	126.37	100.00
7734.1900.4414	UMFL DUES-EMPLOYEE WITHHOLDINGS	0.00	0.00	0.00	0.00	0.00
7734.1900.4415	UNITED WAY-EMPLOYEE WITHHOLDINGS	0.00	0.00	0.00	0.00	0.00
7734.1900.4416	AFLAC-EMPLOYEE WITHHOLDINGS	18,235.15	770.16	770.16	17,464.99	95.78
7734.1900.4417	Employee Refund	7,006.99	-7.84	-7.84	7,014.83	100.11
7734.1900.4418	OPED- EMPLOYEE WITHHOLDINGS	63,906.67	9,871.00	9,871.00	54,035.67	84.55
7734.1900.4419	OPERS-EMPLOYEE WITHHOLDINGS	213,151.28	12,398.82	12,398.82	200,752.46	94.18
7734.1900.4420	OP&F-EMPLOYEE WITHHOLDINGS	426,074.05	31,650.52	31,650.52	394,423.53	92.57
7734.1900.4421	COLORADO BANKERS LIFE	0.00	0.00	0.00	0.00	0.00
** 7734	EMPLOYEE WITHHOLDINGS	865,816.99	62,598.99	62,598.99	803,218.00	
7735.1500.4197	Reimb for Adm Expenses	295,039.80	0.00	0.00	295,039.80	100.00
7735.1500.4198	Reimb for Claims	704,960.20	84,940.13	84,940.13	620,020.07	87.95
7735.1500.4199	Reimb for Employee Contribution	0.00	0.00	0.00	0.00	0.00
** 7735	Self Insured Healthcare	1,000,000.00	84,940.13	84,940.13	915,059.87	
7740.2900.4430	ASSOCIATE LIFE INSURANCE	0.00	0.00	0.00	0.00	0.00
***		16,522,492.20	2,024,338.64	2,024,338.64	14,498,153.56	

The City of East Cleveland

Combined Expenditures  
For Period Ending  
1/31/2019

Source of Information  
Finance Department  
Financial Management System





Account.....	Description	Rev combined..	Combined MTD..	Combined YTD..	Combined Unexp	Combined Enc..	Prior Excess..	Combined Unenc
1110.2110.5502	Capital Out	0.00	0.00	0.00	0.00	0.00	0.00	0.00
Subtotal for object		2,842,429.34	244,085.62	244,085.62	2,598,343.72	5,270.87	0.00	2,593,072.85
* Dept 2110 POLICE DEPT		2,842,429.34	244,085.62	244,085.62	2,598,343.72	5,270.87	0.00	2,593,072.85
1110.2120.5210	CHIEF	74,829.23	5,606.04	5,606.04	69,223.19	0.00	0.00	69,223.19
1110.2120.5211	OTHER EMPLO	43,997.60	3,315.20	3,315.20	40,682.40	0.00	0.00	40,682.40
1110.2120.5212	REGULAR FIR	1,075,627.55	79,865.70	79,865.70	995,761.85	0.00	0.00	995,761.85
1110.2120.5213	FIRE OVERTI	21,540.00	592.01	592.01	20,947.99	0.00	0.00	20,947.99
1110.2120.5214	SAFETY DIRE	0.00	0.00	0.00	0.00	0.00	0.00	0.00
1110.2120.5215	SEPARATION	0.00	0.00	0.00	0.00	0.00	0.00	0.00
1110.2120.5216	COMP TIME P	0.00	0.00	0.00	0.00	0.00	0.00	0.00
1110.2120.5217	COMPENSATOR	0.00	0.00	0.00	0.00	0.00	0.00	0.00
1110.2120.5220	TRAVEL (LON	0.00	0.00	0.00	0.00	0.00	0.00	0.00
1110.2120.5221	TRAVEL (LOC	0.00	0.00	0.00	0.00	0.00	0.00	0.00
1110.2120.5222	BOOKS & PER	0.00	0.00	0.00	0.00	0.00	0.00	0.00
1110.2120.5223	MEMBERSHIP	411.00	100.00	100.00	311.00	0.00	0.00	311.00
1110.2120.5224	FIRE TRAINI	0.00	0.00	0.00	0.00	0.00	0.00	0.00
1110.2120.5227	AMBULANCE	0.00	0.00	0.00	0.00	0.00	0.00	0.00
1110.2120.5232	COMMUNICATI	0.00	0.00	0.00	0.00	0.00	0.00	0.00
1110.2120.5234	PROFESSIONA	7,755.00	0.00	0.00	7,755.00	3,900.00	0.00	3,855.00
1110.2120.5239	OTHER	0.00	0.00	0.00	0.00	0.00	0.00	0.00
1110.2120.5240	LICENSE REN	0.00	0.00	0.00	0.00	0.00	0.00	0.00
1110.2120.5241	OFFICE SUPP	367.41	0.00	0.00	367.41	0.00	0.00	367.41
1110.2120.5242	OPERATING S	4,237.54	1,030.49	1,030.49	3,207.05	0.00	0.00	3,207.05
1110.2120.5243	REPAIRS & M	22,434.22	1,037.31	1,037.31	21,396.91	30.98	0.00	21,365.93
1110.2120.5244	SMALL TOOLS	0.00	0.00	0.00	0.00	0.00	0.00	0.00
1110.2120.5248	CLOTHING	12,600.00	0.00	0.00	12,600.00	0.00	0.00	12,600.00
1110.2120.5252	EQUIPMENT -	9,017.05	0.00	0.00	9,017.05	0.00	0.00	9,017.05
1110.2120.5254	TIRES	0.00	0.00	0.00	0.00	1,932.61	0.00	-1,932.61
1110.2120.5255	FUEL AND LU	18,921.24	1,433.28	1,433.28	17,487.96	0.00	0.00	17,487.96
1110.2120.5256	REPAIR PART	0.00	0.00	0.00	0.00	0.00	0.00	0.00
1110.2120.5257	OUTSIDE REP	0.00	0.00	0.00	0.00	0.00	0.00	0.00
1110.2120.5258	OPERATING S	0.00	0.00	0.00	0.00	0.00	0.00	0.00
1110.2120.5259	SMALL TOOLS	0.00	0.00	0.00	0.00	0.00	0.00	0.00
1110.2120.5285	SOCIAL SECU	0.00	0.00	0.00	0.00	0.00	0.00	0.00
1110.2120.5286	MEDICARE	17,631.92	1,166.74	1,166.74	16,465.18	0.00	0.00	16,465.18
1110.2120.5287	UMEMPLOYMEN	0.00	0.00	0.00	0.00	0.00	0.00	0.00
1110.2120.5288	DENTAL	0.00	0.00	0.00	0.00	0.00	0.00	0.00
1110.2120.5290	PERS	6,159.66	527.13	527.13	5,632.53	0.00	0.00	5,632.53
1110.2120.5291	FIRE-PENSIO	0.00	0.00	0.00	0.00	0.00	0.00	0.00
1110.2120.5292	FIRE PENSIO	261,397.48	20,175.53	20,175.53	241,221.95	0.00	0.00	241,221.95
1110.2120.5293	WORKERS COM	0.00	0.00	0.00	0.00	0.00	0.00	0.00
1110.2120.5294	HOSPITALIZA	212,018.58	9,895.82	9,895.82	202,122.76	0.00	0.00	202,122.76
1110.2120.5296	STOP LOSS	0.00	0.00	0.00	0.00	0.00	0.00	0.00
1110.2120.5298	TPA	0.00	0.00	0.00	0.00	0.00	0.00	0.00
1110.2120.5500	TEMPORARY B	0.00	0.00	0.00	0.00	0.00	0.00	0.00
1110.2120.5502	Capital Out	0.00	0.00	0.00	0.00	0.00	0.00	0.00
Subtotal for object		1,788,945.48	124,745.25	124,745.25	1,664,200.23	5,863.59	0.00	1,658,336.64
* Dept 2120 FIRE DEPT		1,788,945.48	124,745.25	124,745.25	1,664,200.23	5,863.59	0.00	1,658,336.64











Account.....	Description	Rev combined..	Combined MTD..	Combined YTD..	Combined Unexp	Combined Enc..	Prior Excess..	Combined Unenc
1110.2630.5500	TEMPORARY B	0.00	0.00	0.00	0.00	0.00	0.00	0.00
Subtotal for object		0.00	0.00	0.00	0.00	0.00	0.00	0.00
* Dept 2630 HELEN S. BROWN		0.00	0.00	0.00	0.00	0.00	0.00	0.00
1110.2634.5234	PROFESSIONA	0.00	0.00	0.00	0.00	0.00	0.00	0.00
1110.2670.5288	DENTAL	0.00	0.00	0.00	0.00	0.00	0.00	0.00
1110.2700.5272	OLDER AMERI	0.00	0.00	0.00	0.00	0.00	0.00	0.00
1110.2700.5274	Transfer/Ou	0.00	0.00	0.00	0.00	0.00	0.00	0.00
1110.2700.5276	STREET LIGH	270,339.24	0.00	0.00	270,339.24	0.00	0.00	270,339.24
1110.2700.5277	ADVANCE-OUT	0.00	0.00	0.00	0.00	0.00	0.00	0.00
1110.2700.5278	LOCAL LAW E	46,291.40	0.00	0.00	46,291.40	0.00	0.00	46,291.40
1110.2700.5279	SPECIAL ENF	0.00	0.00	0.00	0.00	0.00	0.00	0.00
1110.2700.5281	VOCA	0.00	0.00	0.00	0.00	0.00	0.00	0.00
1110.2700.5282	Domestic-Tr	0.00	0.00	0.00	0.00	0.00	0.00	0.00
1110.2700.5283	CDBG-Transf	0.00	0.00	0.00	0.00	0.00	0.00	0.00
1110.2700.5284	SEWER	0.00	0.00	0.00	0.00	0.00	0.00	0.00
1110.2700.5285	BOND RETIRE	97,477.14	97,477.14	97,477.14	0.00	0.00	0.00	0.00
1110.2700.5286	HOMELAND SE	0.00	0.00	0.00	0.00	0.00	0.00	0.00
1110.2700.5287	DARE STATE	0.00	0.00	0.00	0.00	0.00	0.00	0.00
1110.2700.5288	WATER FUND	0.00	0.00	0.00	0.00	0.00	0.00	0.00
1110.2700.5289	HOME PROGRA	0.00	0.00	0.00	0.00	0.00	0.00	0.00
1110.2700.5291	POLICE PENS	22,475.62	0.00	0.00	22,475.62	0.00	0.00	22,475.62
1110.2700.5292	FIRE PENSIO	0.00	0.00	0.00	0.00	0.00	0.00	0.00
1110.2700.5294	Fire Grant	0.00	0.00	0.00	0.00	0.00	0.00	0.00
1110.2700.5295	EC-EMS	0.00	0.00	0.00	0.00	0.00	0.00	0.00
1110.2700.5296	SUMMER DAY	0.00	0.00	0.00	0.00	0.00	0.00	0.00
1110.2700.5297	FEMA - Tran	70,000.00	0.00	0.00	70,000.00	0.00	0.00	70,000.00
Subtotal for object		506,583.40	97,477.14	97,477.14	409,106.26	0.00	0.00	409,106.26
* Dept 2700 MISCELLANEOUS		506,583.40	97,477.14	97,477.14	409,106.26	0.00	0.00	409,106.26
1110.2701.5270	ADVANCES OU	0.00	0.00	0.00	0.00	0.00	0.00	0.00
1110.2710.5210	MAYOR	40,000.06	3,076.93	3,076.93	36,923.13	0.00	0.00	36,923.13
1110.2710.5211	OTHER EMPLO	114,982.40	8,845.52	8,845.52	106,136.88	0.00	0.00	106,136.88
1110.2710.5220	TRAVEL LONG	0.00	0.00	0.00	0.00	0.00	0.00	0.00
1110.2710.5221	TRAVEL LOCA	0.00	0.00	0.00	0.00	0.00	0.00	0.00
1110.2710.5222	BOOKS & PER	0.00	0.00	0.00	0.00	0.00	0.00	0.00
1110.2710.5223	MEMBERSHIP	0.00	0.00	0.00	0.00	0.00	0.00	0.00
1110.2710.5224	TRAINING-MA	0.00	0.00	0.00	0.00	0.00	0.00	0.00
1110.2710.5232	COMMUNICATI	0.00	0.00	0.00	0.00	0.00	0.00	0.00
1110.2710.5233	POSTAGE - M	200.00	0.00	0.00	200.00	0.00	0.00	200.00
1110.2710.5234	PROFESSIONA	8,160.00	680.00	680.00	7,480.00	0.00	0.00	7,480.00
1110.2710.5239	OTHER	0.00	0.00	0.00	0.00	0.00	0.00	0.00
1110.2710.5241	OFFICE SUPP	1,000.00	57.74	57.74	942.26	0.00	0.00	942.26
1110.2710.5242	OPERATING S	0.00	0.00	0.00	0.00	0.00	0.00	0.00
1110.2710.5243	REPAIRS & M	2,000.00	0.00	0.00	2,000.00	0.00	0.00	2,000.00
1110.2710.5252	EQUIPMENT	1,500.00	0.00	0.00	1,500.00	0.00	0.00	1,500.00
1110.2710.5255	FUEL AND LU	2,600.00	185.64	185.64	2,414.36	0.00	0.00	2,414.36





Account.....	Description	Rev combined..	Combined MTD..	Combined YTD..	Combined Unexp	Combined Enc..	Prior Excess..	Combined Unenc
1110.2714.5224	TRAINING-CE	0.00	0.00	0.00	0.00	0.00	0.00	0.00
1110.2714.5230	ELECTION EX	45,999.47	0.00	0.00	45,999.47	0.00	0.00	45,999.47
1110.2714.5231	Auditor & T	12,730.61	2,598.98	2,598.98	10,131.63	0.00	0.00	10,131.63
1110.2714.5233	COUNTY HEAL	77,081.00	0.00	0.00	77,081.00	0.00	0.00	77,081.00
1110.2714.5234	PROFESSIONA	124,975.00	9,819.38	9,819.38	115,155.62	3,176.36	0.00	111,979.26
1110.2714.5235	CHRISTMAS L	0.00	0.00	0.00	0.00	0.00	0.00	0.00
1110.2714.5236	LIABILITY I	48,076.00	0.00	0.00	48,076.00	0.00	0.00	48,076.00
1110.2714.5237	LEGAL ADS	0.00	0.00	0.00	0.00	0.00	0.00	0.00
1110.2714.5238	GRASS CCUTT	110,000.00	0.00	0.00	110,000.00	0.00	0.00	110,000.00
1110.2714.5239	OTHER	359,302.23	39,933.05	39,933.05	319,369.18	0.00	0.00	319,369.18
1110.2714.5240	Bank Servic	23,000.00	895.80	895.80	22,104.20	0.00	0.00	22,104.20
1110.2714.5241	OFFICE SUPP	6,300.00	0.00	0.00	6,300.00	316.88	0.00	5,983.12
1110.2714.5242	OPERATING S	4,717.00	233.76	233.76	4,483.24	0.00	0.00	4,483.24
1110.2714.5243	REPAIR & MA	14,000.00	618.46	618.46	13,381.54	383.00	0.00	12,998.54
1110.2714.5244	CHAPLAINS	0.00	0.00	0.00	0.00	0.00	0.00	0.00
1110.2714.5245	SETTLEMENT	0.00	0.00	0.00	0.00	0.00	0.00	0.00
1110.2714.5246	SUITS & JUD	0.00	0.00	0.00	0.00	0.00	0.00	0.00
1110.2714.5247	AUDIT COSTS	50,000.00	0.00	0.00	50,000.00	0.00	0.00	50,000.00
1110.2714.5248	St Clair Au	0.00	0.00	0.00	0.00	0.00	0.00	0.00
1110.2714.5249	STATE EXAMI	0.00	0.00	0.00	0.00	0.00	0.00	0.00
1110.2714.5250	ARCHITECTUR	0.00	0.00	0.00	0.00	0.00	0.00	0.00
1110.2714.5251	AUDIT COMM	0.00	0.00	0.00	0.00	0.00	0.00	0.00
1110.2714.5252	EQUIPMENT -	11,426.20	4,821.20	4,821.20	6,605.00	2,485.00	0.00	4,120.00
1110.2714.5253	DATA & COMM	41,000.00	4,572.21	4,572.21	36,427.79	0.00	0.00	36,427.79
1110.2714.5255	FUEL AND LU	0.00	0.00	0.00	0.00	0.00	0.00	0.00
1110.2714.5261	NOTE REDEMP	0.00	0.00	0.00	0.00	0.00	0.00	0.00
1110.2714.5275	REFUNDS	0.00	0.00	0.00	0.00	0.00	0.00	0.00
1110.2714.5279	WATER/SEWER	0.00	0.00	0.00	0.00	0.00	0.00	0.00
1110.2714.5280	ELECTRIC	115,000.00	5,693.17	5,693.17	109,306.83	0.00	0.00	109,306.83
1110.2714.5282	GAS NATURAL	45,000.00	5,715.76	5,715.76	39,284.24	0.00	0.00	39,284.24
1110.2714.5283	TELEPHONE	60,000.00	7,675.95	7,675.95	52,324.05	0.00	0.00	52,324.05
1110.2714.5285	SOCIAL SECU	0.00	0.00	0.00	0.00	0.00	0.00	0.00
1110.2714.5286	MEDICARE	0.00	0.00	0.00	0.00	0.00	0.00	0.00
1110.2714.5287	UNEMPLOYMEN	17,000.00	0.00	0.00	17,000.00	0.00	0.00	17,000.00
1110.2714.5288	DENTAL	0.00	0.00	0.00	0.00	0.00	0.00	0.00
1110.2714.5289	GROUP INSUR	11,125.00	0.00	0.00	11,125.00	0.00	0.00	11,125.00
1110.2714.5290	PERS-PICKUP	0.00	0.00	0.00	0.00	0.00	0.00	0.00
1110.2714.5292	FIRE PENSIO	0.00	0.00	0.00	0.00	0.00	0.00	0.00
1110.2714.5293	WORKMEN'S C	5,663.00	0.00	0.00	5,663.00	0.00	0.00	5,663.00
1110.2714.5294	HOSPITALIZA	0.00	0.00	0.00	0.00	0.00	0.00	0.00
1110.2714.5295	STOP LOSS (	0.00	0.00	0.00	0.00	0.00	0.00	0.00
1110.2714.5296	STOP LOSS (	0.00	0.00	0.00	0.00	0.00	0.00	0.00
1110.2714.5297	ACCESS FEE	0.00	0.00	0.00	0.00	0.00	0.00	0.00
1110.2714.5298	TPA (ADVANC	0.00	0.00	0.00	0.00	0.00	0.00	0.00
1110.2714.5299	EMPLOYEE AC	0.00	0.00	0.00	0.00	0.00	0.00	0.00
1110.2714.5300	EMPLOYEE AS	0.00	0.00	0.00	0.00	0.00	0.00	0.00
1110.2714.5418	WATER-SEWER	18,976.07	1,772.27	1,772.27	17,203.80	25.55	0.00	17,178.25
1110.2714.5419	PRIOR PERIO	0.00	0.00	0.00	0.00	0.00	0.00	0.00
1110.2714.5500	TEMPORARY B	0.00	0.00	0.00	0.00	0.00	0.00	0.00
Subtotal for object		1,201,371.58	125,677.86	125,677.86	1,075,693.72	6,386.79	0.00	1,069,306.93
* Dept 2714 CENTRAL SERVICES		1,201,371.58	125,677.86	125,677.86	1,075,693.72	6,386.79	0.00	1,069,306.93

Account.....	Description	Rev combined..	Combined MTD..	Combined YTD..	Combined Unexp	Combined Enc..	Prior Excess..	Combined Unenc
1110.2715.5210	BUILDING CO	0.00	0.00	0.00	0.00	0.00	0.00	0.00
1110.2715.5211	OTHER EMPLO	34,510.23	1,883.86	1,883.86	32,626.37	0.00	0.00	32,626.37
1110.2715.5213	OVERTIME -	0.00	0.00	0.00	0.00	0.00	0.00	0.00
1110.2715.5220	TRAVEL LONG	0.00	0.00	0.00	0.00	0.00	0.00	0.00
1110.2715.5221	TRAVEL LOCA	0.00	0.00	0.00	0.00	0.00	0.00	0.00
1110.2715.5222	BOOKS & PER	0.00	0.00	0.00	0.00	0.00	0.00	0.00
1110.2715.5223	MEMBERSHIPS	0.00	0.00	0.00	0.00	0.00	0.00	0.00
1110.2715.5224	TRAINING-EN	0.00	0.00	0.00	0.00	0.00	0.00	0.00
1110.2715.5232	COMMUNICATI	0.00	0.00	0.00	0.00	0.00	0.00	0.00
1110.2715.5233	POSTAGE - E	0.00	0.00	0.00	0.00	0.00	0.00	0.00
1110.2715.5234	PROFESISONA	0.00	0.00	0.00	0.00	0.00	0.00	0.00
1110.2715.5235	CIUNI & LYN	0.00	0.00	0.00	0.00	0.00	0.00	0.00
1110.2715.5239	OTHER	0.00	0.00	0.00	0.00	0.00	0.00	0.00
1110.2715.5240	LAND REUTIL	0.00	0.00	0.00	0.00	0.00	0.00	0.00
1110.2715.5241	OFFICE SUPP	1,203.15	403.15	403.15	800.00	0.00	0.00	800.00
1110.2715.5242	OPERATING S	0.00	0.00	0.00	0.00	0.00	0.00	0.00
1110.2715.5243	REPAIRS & M	0.00	404.78	404.78	-404.78	0.00	0.00	-404.78
1110.2715.5248	CLOTHING	124.50	0.00	0.00	124.50	0.00	0.00	124.50
1110.2715.5252	EQUIPMENT	608.35	0.00	0.00	608.35	0.00	0.00	608.35
1110.2715.5255	FUEL AND LU	0.00	0.00	0.00	0.00	0.00	0.00	0.00
1110.2715.5257	VEHICLE REP	0.00	0.00	0.00	0.00	0.00	0.00	0.00
1110.2715.5286	MEDICARE	499.31	27.31	27.31	472.00	0.00	0.00	472.00
1110.2715.5287	UNEMPLOYMEN	0.00	0.00	0.00	0.00	0.00	0.00	0.00
1110.2715.5288	DENTAL	0.00	0.00	0.00	0.00	0.00	0.00	0.00
1110.2715.5290	PERS	4,820.93	292.66	292.66	4,528.27	0.00	0.00	4,528.27
1110.2715.5291	PICK-UP	0.00	0.00	0.00	0.00	0.00	0.00	0.00
1110.2715.5293	WORKERS COM	0.00	0.00	0.00	0.00	0.00	0.00	0.00
1110.2715.5294	HOSPITALIZA	0.00	0.00	0.00	0.00	0.00	0.00	0.00
1110.2715.5296	STOP LOSS	0.00	0.00	0.00	0.00	0.00	0.00	0.00
1110.2715.5298	TPA	0.00	0.00	0.00	0.00	0.00	0.00	0.00
1110.2715.5410	SPECIAL ASS	1,861.00	0.00	0.00	1,861.00	0.00	0.00	1,861.00
1110.2715.5500	TEMPORARY B	0.00	0.00	0.00	0.00	0.00	0.00	0.00
1110.2715.5501	Separation	0.00	0.00	0.00	0.00	0.00	0.00	0.00
1110.2715.5502	Capital Out	0.00	0.00	0.00	0.00	0.00	0.00	0.00
Subtotal for object		43,627.47	3,011.76	3,011.76	40,615.71	0.00	0.00	40,615.71
* Dept 2715 ENG & BUILD DEPT		43,627.47	3,011.76	3,011.76	40,615.71	0.00	0.00	40,615.71
1110.2720.5210	COUNCILORS	23,961.60	1,844.48	1,844.48	22,117.12	0.00	0.00	22,117.12
1110.2720.5211	OTHER EMPLO	48,000.16	3,692.30	3,692.30	44,307.86	0.00	0.00	44,307.86
1110.2720.5220	TRAVEL LONG	3,600.00	0.00	0.00	3,600.00	0.00	0.00	3,600.00
1110.2720.5221	TRAVEL (LOC	500.00	23.87	23.87	476.13	0.00	0.00	476.13
1110.2720.5223	MEMBERSHIP	4,282.00	0.00	0.00	4,282.00	0.00	0.00	4,282.00
1110.2720.5232	COMMUNICATI	0.00	0.00	0.00	0.00	0.00	0.00	0.00
1110.2720.5233	POSTAGE - C	6,500.00	0.00	0.00	6,500.00	0.00	0.00	6,500.00
1110.2720.5234	PROFESSIONA	15,000.00	705.00	705.00	14,295.00	0.00	0.00	14,295.00
1110.2720.5235	EXPENSE ACC	1,000.00	0.00	0.00	1,000.00	0.00	0.00	1,000.00
1110.2720.5236	EXPENSE ACC	1,000.00	0.00	0.00	1,000.00	0.00	0.00	1,000.00
1110.2720.5237	EXPENSE ACC	1,000.00	0.00	0.00	1,000.00	0.00	0.00	1,000.00
1110.2720.5238	EXPENSE ACC	1,000.00	0.00	0.00	1,000.00	0.00	0.00	1,000.00
1110.2720.5239	OTHER-ORDIN	0.00	0.00	0.00	0.00	0.00	0.00	0.00
1110.2720.5240	EXPENSE ACC	1,000.00	0.00	0.00	1,000.00	0.00	0.00	1,000.00
1110.2720.5241	OFFICE SUPP	7,000.00	0.00	0.00	7,000.00	0.00	0.00	7,000.00

Account.....	Description	Rev combined..	Combined MTD..	Combined YTD..	Combined Unexp	Combined Enc..	Prior Excess..	Combined Unenc
1110.2720.5242	OPERATING S	0.00	0.00	0.00	0.00	0.00	0.00	0.00
1110.2720.5243	REPAIRS & M	2,500.00	36.29	36.29	2,463.71	112.54	0.00	2,351.17
1110.2720.5252	EQUIPMENT	700.00	0.00	0.00	700.00	0.00	0.00	700.00
1110.2720.5255	FUEL & LUBR	500.00	83.95	83.95	416.05	0.00	0.00	416.05
1110.2720.5257	VEHICLE REP	2,500.00	0.00	0.00	2,500.00	0.00	0.00	2,500.00
1110.2720.5285	SOCIAL SECU	0.00	0.00	0.00	0.00	0.00	0.00	0.00
1110.2720.5286	MEDICARE	1,043.45	78.96	78.96	964.49	0.00	0.00	964.49
1110.2720.5287	UNEMPLOYMEN	0.00	0.00	0.00	0.00	0.00	0.00	0.00
1110.2720.5288	DENTAL	0.00	0.00	0.00	0.00	0.00	0.00	0.00
1110.2720.5290	PERS	10,074.65	710.56	710.56	9,364.09	0.00	0.00	9,364.09
1110.2720.5293	WORKERS COM	2,455.00	0.00	0.00	2,455.00	0.00	0.00	2,455.00
1110.2720.5294	HOSPITALIZA	5,384.00	175.80	175.80	5,208.20	0.00	0.00	5,208.20
1110.2720.5296	STOP LOSS	0.00	0.00	0.00	0.00	0.00	0.00	0.00
1110.2720.5298	TPA	0.00	0.00	0.00	0.00	0.00	0.00	0.00
1110.2720.5500	TEMPORARY B	0.00	0.00	0.00	0.00	0.00	0.00	0.00
1110.2720.5501	Separation	0.00	0.00	0.00	0.00	0.00	0.00	0.00
1110.2720.5502	Capital Out	0.00	0.00	0.00	0.00	0.00	0.00	0.00
1110.2720.5510	CITY COUNCI	0.00	0.00	0.00	0.00	0.00	0.00	0.00
Subtotal for object		139,000.86	7,351.21	7,351.21	131,649.65	112.54	0.00	131,537.11
* Dept 2720 COUNCIL		139,000.86	7,351.21	7,351.21	131,649.65	112.54	0.00	131,537.11
1110.2730.5210	JUDGE	37,897.60	2,915.20	2,915.20	34,982.40	0.00	0.00	34,982.40
1110.2730.5211	OTHER EMPLO	287,521.00	19,513.72	19,513.72	268,007.28	0.00	0.00	268,007.28
1110.2730.5215	CORRECTION	0.00	0.00	0.00	0.00	0.00	0.00	0.00
1110.2730.5219	INDEPENDENT	0.00	0.00	0.00	0.00	0.00	0.00	0.00
1110.2730.5220	TRAVEL LONG	0.00	122.00	122.00	-122.00	0.00	0.00	-122.00
1110.2730.5221	TRAVEL LOCA	0.00	0.00	0.00	0.00	0.00	0.00	0.00
1110.2730.5222	BOOKS & PER	0.00	0.00	0.00	0.00	0.00	0.00	0.00
1110.2730.5223	MEMBERSHIP	0.00	0.00	0.00	0.00	0.00	0.00	0.00
1110.2730.5224	TRAINING-CO	0.00	400.00	400.00	-400.00	0.00	0.00	-400.00
1110.2730.5232	COMMUNICATI	0.00	0.00	0.00	0.00	0.00	0.00	0.00
1110.2730.5233	POSTAGE EXP	12,600.00	0.00	0.00	12,600.00	0.00	0.00	12,600.00
1110.2730.5234	PROFESSIONA	55,700.00	5,879.65	5,879.65	49,820.35	0.00	0.00	49,820.35
1110.2730.5239	OTHER OPERA	0.00	0.00	0.00	0.00	0.00	0.00	0.00
1110.2730.5241	OFFICE SUPP	11,311.00	0.00	0.00	11,311.00	2,211.24	0.00	9,099.76
1110.2730.5242	OPERATING S	500.00	0.00	0.00	500.00	0.00	0.00	500.00
1110.2730.5243	REPAIRS & M	603.12	36.29	36.29	566.83	0.00	0.00	566.83
1110.2730.5245	LEGAL COSTS	0.00	0.00	0.00	0.00	0.00	0.00	0.00
1110.2730.5249	AUDIT EXPEN	0.00	0.00	0.00	0.00	0.00	0.00	0.00
1110.2730.5250	SPECIAL PUR	0.00	0.00	0.00	0.00	0.00	0.00	0.00
1110.2730.5252	EQUIPMENT	3,500.00	0.00	0.00	3,500.00	0.00	0.00	3,500.00
1110.2730.5253	COLLECTION	0.00	0.00	0.00	0.00	0.00	0.00	0.00
1110.2730.5255	FUEL AND LU	975.00	17.99	17.99	957.01	0.00	0.00	957.01
1110.2730.5260	DEFICIT RED	0.00	0.00	0.00	0.00	0.00	0.00	0.00
1110.2730.5261	ALCOHOL & D	0.00	0.00	0.00	0.00	0.00	0.00	0.00
1110.2730.5270	RENT - COUR	0.00	0.00	0.00	0.00	0.00	0.00	0.00
1110.2730.5286	MEDICARE	4,718.57	309.72	309.72	4,408.85	0.00	0.00	4,408.85
1110.2730.5287	UNEMPLOYMEN	0.00	0.00	0.00	0.00	0.00	0.00	0.00
1110.2730.5288	DENTAL	0.00	0.00	0.00	0.00	0.00	0.00	0.00
1110.2730.5290	PERS	45,558.60	3,166.94	3,166.94	42,391.66	0.00	0.00	42,391.66
1110.2730.5293	WORKERS COM	11,958.00	0.00	0.00	11,958.00	0.00	0.00	11,958.00
1110.2730.5294	HOSPITALIZA	93,103.00	2,714.68	2,714.68	90,388.32	0.00	0.00	90,388.32

Account.....	Description	Rev combined..	Combined MTD..	Combined YTD..	Combined Unexp	Combined Enc..	Prior Excess..	Combined Unenc
1110.2730.5296	STOP LOSS	0.00	0.00	0.00	0.00	0.00	0.00	0.00
1110.2730.5298	TPA	0.00	0.00	0.00	0.00	0.00	0.00	0.00
1110.2730.5500	TEMPORARY B	0.00	0.00	0.00	0.00	0.00	0.00	0.00
1110.2730.5501	Separation	0.00	0.00	0.00	0.00	0.00	0.00	0.00
1110.2730.5502	Capital Out	0.00	0.00	0.00	0.00	0.00	0.00	0.00
Subtotal for object		565,945.89	35,076.19	35,076.19	530,869.70	2,211.24	0.00	528,658.46
* Dept 2730 COURTS		565,945.89	35,076.19	35,076.19	530,869.70	2,211.24	0.00	528,658.46
1110.2735.5211	OTHER EMPLO	0.00	0.00	0.00	0.00	0.00	0.00	0.00
1110.2735.5234	PROFESSIONA	0.00	0.00	0.00	0.00	0.00	0.00	0.00
1110.2735.5241	OFFICE SUPP	0.00	0.00	0.00	0.00	0.00	0.00	0.00
1110.2735.5242	OPERATING S	0.00	0.00	0.00	0.00	0.00	0.00	0.00
1110.2735.5243	REPAIRS & M	0.00	0.00	0.00	0.00	0.00	0.00	0.00
1110.2735.5252	EQUIPMENT	0.00	0.00	0.00	0.00	0.00	0.00	0.00
1110.2735.5255	FUEL AND LU	0.00	0.00	0.00	0.00	0.00	0.00	0.00
1110.2735.5286	MEDICARE	0.00	0.00	0.00	0.00	0.00	0.00	0.00
Subtotal for object		0.00	0.00	0.00	0.00	0.00	0.00	0.00
* Dept 2735 COMM WORK SERVICE		0.00	0.00	0.00	0.00	0.00	0.00	0.00
1110.2740.5210	DIRECTOR	83,200.00	6,400.00	6,400.00	76,800.00	0.00	0.00	76,800.00
1110.2740.5211	OTHER EMPLO	144,600.14	8,753.07	8,753.07	135,847.07	0.00	0.00	135,847.07
1110.2740.5212	OTHER	0.00	0.00	0.00	0.00	0.00	0.00	0.00
1110.2740.5220	TRAVEL LONG	1,500.00	0.00	0.00	1,500.00	0.00	0.00	1,500.00
1110.2740.5221	TRAVEL LOCA	0.00	10.00	10.00	-10.00	0.00	0.00	-10.00
1110.2740.5222	BOOKS & PER	0.00	0.00	0.00	0.00	0.00	0.00	0.00
1110.2740.5223	MEMBERSHIP	500.00	0.00	0.00	500.00	0.00	0.00	500.00
1110.2740.5224	TRAINING	1,100.00	0.00	0.00	1,100.00	0.00	0.00	1,100.00
1110.2740.5232	COMMUNICATI	0.00	0.00	0.00	0.00	0.00	0.00	0.00
1110.2740.5233	POSTAGE - F	463.00	0.00	0.00	463.00	0.00	0.00	463.00
1110.2740.5234	PROFESSIONA	22,000.00	800.13	800.13	21,199.87	0.00	0.00	21,199.87
1110.2740.5236	BOND INSURA	321.00	0.00	0.00	321.00	0.00	0.00	321.00
1110.2740.5239	OTHER OPERA	0.00	0.00	0.00	0.00	0.00	0.00	0.00
1110.2740.5241	OFFICE SUPP	3,178.00	30.42	30.42	3,147.58	357.05	0.00	2,790.53
1110.2740.5242	OPERATING S	1,351.00	0.00	0.00	1,351.00	0.00	0.00	1,351.00
1110.2740.5243	REPAIRS & M	0.00	0.00	0.00	0.00	0.00	0.00	0.00
1110.2740.5249	AUDIT EXPEN	13,000.00	850.00	850.00	12,150.00	0.00	0.00	12,150.00
1110.2740.5252	EQUIPMENT	933.00	0.00	0.00	933.00	0.00	0.00	933.00
1110.2740.5286	MEDICARE	3,303.10	215.76	215.76	3,087.34	0.00	0.00	3,087.34
1110.2740.5287	UNEMPLOYMEN	0.00	0.00	0.00	0.00	0.00	0.00	0.00
1110.2740.5288	DENTAL	0.00	0.00	0.00	0.00	0.00	0.00	0.00
1110.2740.5290	PERS	31,892.02	2,205.59	2,205.59	29,686.43	0.00	0.00	29,686.43
1110.2740.5293	WORKERS COM	7,010.00	0.00	0.00	7,010.00	0.00	0.00	7,010.00
1110.2740.5294	HOSPITALIZA	8,510.00	769.42	769.42	7,740.58	0.00	0.00	7,740.58
1110.2740.5296	STOP LOSS	0.00	0.00	0.00	0.00	0.00	0.00	0.00
1110.2740.5298	TPA	0.00	0.00	0.00	0.00	0.00	0.00	0.00
1110.2740.5500	TEMPORARY B	0.00	0.00	0.00	0.00	0.00	0.00	0.00
1110.2740.5501	Separation	0.00	0.00	0.00	0.00	0.00	0.00	0.00
1110.2740.5502	Capital Out	0.00	0.00	0.00	0.00	0.00	0.00	0.00
Subtotal for object		322,861.26	20,034.39	20,034.39	302,826.87	357.05	0.00	302,469.82















Account.....	Description	Rev	combined..	Combined MTD..	Combined YTD..	Combined Unexp	Combined Enc..	Prior Excess..	Combined Unenc
2230.2700.5281	TRANSFERS O	0.00	0.00	0.00	0.00	0.00	0.00	0.00	0.00
** 2230	EC-EMS	723,982.34	46,738.12	46,738.12	677,244.22	437.50		0.00	676,806.72
2231.2120.5234	PROFESSIONA	0.00	0.00	0.00	0.00	0.00	0.00	0.00	0.00
2231.2120.5242	OPERATING S	0.00	0.00	0.00	0.00	0.00	0.00	0.00	0.00
2231.2120.5243	REPAIRS & M	0.00	0.00	0.00	0.00	0.00	0.00	0.00	0.00
2231.2120.5248	CLOTHING FE	0.00	0.00	0.00	0.00	0.00	0.00	0.00	0.00
2231.2120.5252	EQUIPMENT	364,399.11	53,812.55	53,812.55	310,586.56	310,586.56		0.00	0.00
Subtotal for object		364,399.11	53,812.55	53,812.55	310,586.56	310,586.56		0.00	0.00
* Dept 2120 FIRE DEPT		364,399.11	53,812.55	53,812.55	310,586.56	310,586.56		0.00	0.00
2231.2121.5212	REGULAR FIR	226,869.98	26,177.08	26,177.08	200,692.90	0.00		0.00	200,692.90
2231.2121.5213	OVERTIME -	0.00	0.00	0.00	0.00	0.00		0.00	0.00
2231.2121.5248	CLOTHING -	6,600.00	0.00	0.00	6,600.00	0.00		0.00	6,600.00
2231.2121.5286	MEDICARE -	15,360.27	1,012.57	1,012.57	14,347.70	0.00		0.00	14,347.70
2231.2121.5292	FIRE PENSIO	7,723.68	3,961.48	3,961.48	3,762.20	0.00		0.00	3,762.20
2231.2121.5293	WORKERS COM	40,000.00	0.00	0.00	40,000.00	0.00		0.00	40,000.00
2231.2121.5294	HOSPITILIZA	60,000.00	1,088.71	1,088.71	58,911.29	0.00		0.00	58,911.29
Subtotal for object		356,553.93	32,239.84	32,239.84	324,314.09	0.00		0.00	324,314.09
* Dept 2121 SAFER GRANT		356,553.93	32,239.84	32,239.84	324,314.09	0.00		0.00	324,314.09
** 2231	FEMA GRANT FIRE	720,953.04	86,052.39	86,052.39	634,900.65	310,586.56		0.00	324,314.09
2255.2730.5211	OTHER EMPLO	38,022.40	2,924.80	2,924.80	35,097.60	0.00		0.00	35,097.60
2255.2730.5234	PROFESSIONA	0.00	1,007.50	1,007.50	-1,007.50	0.00		0.00	-1,007.50
2255.2730.5239	OTHER	0.00	0.00	0.00	0.00	0.00		0.00	0.00
2255.2730.5286	MEDICARE -	551.32	41.09	41.09	510.23	0.00		0.00	510.23
2255.2730.5290	PERS - COUR	5,323.14	409.47	409.47	4,913.67	0.00		0.00	4,913.67
2255.2730.5293	WORKERS COM	987.68	0.00	0.00	987.68	0.00		0.00	987.68
2255.2730.5294	HOSPITILIZA	8,642.03	337.77	337.77	8,304.26	0.00		0.00	8,304.26
2255.2730.5399	Transfer Ou	0.00	0.00	0.00	0.00	0.00		0.00	0.00
Subtotal for object		53,526.57	4,720.63	4,720.63	48,805.94	0.00		0.00	48,805.94
* Dept 2730 COURTS		53,526.57	4,720.63	4,720.63	48,805.94	0.00		0.00	48,805.94
** 2255	SPECIAL PROJECTS COURT	53,526.57	4,720.63	4,720.63	48,805.94	0.00		0.00	48,805.94
2260.2350.5233	CLEVELAND T	4,650.00	0.00	0.00	4,650.00	0.00		0.00	4,650.00
2260.2350.5235	LUTHERAN HO	0.00	0.00	0.00	0.00	0.00		0.00	0.00
2260.2350.5244	HELEN S. BR	0.00	0.00	0.00	0.00	0.00		0.00	0.00
2260.2350.5245	E C COMMUNI	0.00	0.00	0.00	0.00	0.00		0.00	0.00
2260.2350.5246	E. C. YOUTH	67,676.00	0.00	0.00	67,676.00	33,600.00		0.00	34,076.00
2260.2350.5247	POLICE ATHL	9,547.99	0.00	0.00	9,547.99	0.00		0.00	9,547.99
2260.2350.5315	PUBLIC SERV	0.00	0.00	0.00	0.00	0.00		0.00	0.00
Subtotal for object		81,873.99	0.00	0.00	81,873.99	33,600.00		0.00	48,273.99

Account.....	Description	Rev	combined..	Combined MTD..	Combined YTD..	Combined Unexp	Combined Enc..	Prior Excess..	Combined Unenc
* Dept 2350	HSB OLDER AMERICAN	81,873.99		0.00	0.00	81,873.99	33,600.00	0.00	48,273.99
2260.2410.5303	HOUSING PAI	21,460.00		0.00	0.00	21,460.00	1,675.00	0.00	19,785.00
2260.2410.5304	LEAD ABATEM	44,000.00		0.00	0.00	44,000.00	28,025.00	0.00	15,975.00
2260.2410.5310	EMERGENCY R	100,504.00		0.00	0.00	100,504.00	0.00	0.00	100,504.00
Subtotal for object		165,964.00		0.00	0.00	165,964.00	29,700.00	0.00	136,264.00
* Dept 2410	HOUSING DEPT	165,964.00		0.00	0.00	165,964.00	29,700.00	0.00	136,264.00
2260.2420.5210	DIRECTOR -	38,273.66	2,944.13		2,944.13	35,329.53	0.00	0.00	35,329.53
2260.2420.5211	OTHER EMPLO	87,912.32	6,648.65		6,648.65	81,263.67	0.00	0.00	81,263.67
2260.2420.5220	TRAVEL LONG	88.00	0.00		0.00	88.00	0.00	0.00	88.00
2260.2420.5221	TRAVEL LOCA	0.00	0.00		0.00	0.00	0.00	0.00	0.00
2260.2420.5222	BOOKS & PER	0.00	0.00		0.00	0.00	0.00	0.00	0.00
2260.2420.5223	MEMBERSHIP	3,530.00	0.00		0.00	3,530.00	0.00	0.00	3,530.00
2260.2420.5224	TRAINING -	0.00	0.00		0.00	0.00	0.00	0.00	0.00
2260.2420.5232	COMMUNICATI	1,888.64	0.00		0.00	1,888.64	0.00	0.00	1,888.64
2260.2420.5233	POSTAGE - A	0.00	0.00		0.00	0.00	0.00	0.00	0.00
2260.2420.5234	PROFESSIONA	250.00	0.00		0.00	250.00	0.00	0.00	250.00
2260.2420.5235	COMPREHENS	0.00	0.00		0.00	0.00	0.00	0.00	0.00
2260.2420.5239	ADMINISTRAT	0.00	0.00		0.00	0.00	0.00	0.00	0.00
2260.2420.5241	OFFICE SUPP	2,000.00	0.00		0.00	2,000.00	0.00	0.00	2,000.00
2260.2420.5242	OPERATING S	0.00	0.00		0.00	0.00	0.00	0.00	0.00
2260.2420.5243	REPAIRS & M	0.00	0.00		0.00	0.00	0.00	0.00	0.00
2260.2420.5249	AUDIT EXPEN	0.00	0.00		0.00	0.00	0.00	0.00	0.00
2260.2420.5252	EQUIPMENT -	974.67	0.00		0.00	974.67	0.00	0.00	974.67
2260.2420.5253	VEHICLE & M	0.00	0.00		0.00	0.00	0.00	0.00	0.00
2260.2420.5255	FUEL AND LU	0.00	0.00		0.00	0.00	0.00	0.00	0.00
2260.2420.5270	RENT - ADMI	0.00	0.00		0.00	0.00	0.00	0.00	0.00
2260.2420.5280	ELECTRIC -	0.00	0.00		0.00	0.00	0.00	0.00	0.00
2260.2420.5282	EAST OHIO G	0.00	0.00		0.00	0.00	0.00	0.00	0.00
2260.2420.5283	TELEPHONE &	0.00	0.00		0.00	0.00	0.00	0.00	0.00
2260.2420.5286	MEDICARE -	1,808.24	133.46		133.46	1,674.78	0.00	0.00	1,674.78
2260.2420.5287	UNEMPLOYMEN	0.00	0.00		0.00	0.00	0.00	0.00	0.00
2260.2420.5288	DENTAL - AD	0.00	0.00		0.00	0.00	0.00	0.00	0.00
2260.2420.5290	PERS - ADMI	17,458.84	1,454.99		1,454.99	16,003.85	0.00	0.00	16,003.85
2260.2420.5293	WORKMEN'S C	4,205.48	0.00		0.00	4,205.48	0.00	0.00	4,205.48
2260.2420.5294	HOSPITALIZA	26,912.12	9,163.65		9,163.65	17,748.47	0.00	0.00	17,748.47
2260.2420.5350	CAPITAL LEA	5,441.90	0.00		0.00	5,441.90	617.51	0.00	4,824.39
Subtotal for object		190,743.87	20,344.88		20,344.88	170,398.99	617.51	0.00	169,781.48
* Dept 2420	ADMIN	190,743.87	20,344.88		20,344.88	170,398.99	617.51	0.00	169,781.48
2260.2620.5000	ADVANCES OU	0.00	0.00		0.00	0.00	0.00	0.00	0.00
2260.2620.5210	DIRECTOR -	0.00	0.00		0.00	0.00	0.00	0.00	0.00
2260.2620.5211	OTHER EMPLO	0.00	0.00		0.00	0.00	0.00	0.00	0.00
2260.2620.5234	PROFESSIONA	0.00	0.00		0.00	0.00	0.00	0.00	0.00
2260.2620.5235	DEMOLITION	37,800.00	1,350.00		1,350.00	36,450.00	3,025.00	0.00	33,425.00
2260.2620.5236	NEIGHBORHO	0.00	0.00		0.00	0.00	0.00	0.00	0.00
2260.2620.5237	PARKS DEVEL	50,000.00	0.00		0.00	50,000.00	0.00	0.00	50,000.00
2260.2620.5239	STREET RESU	1,424,286.98	331,446.67		331,446.67	1,092,840.31	181,010.58	0.00	911,829.73
2260.2620.5240	STREET POLE	0.00	0.00		0.00	0.00	0.00	0.00	0.00

Account.....	Description	Rev combined..	Combined MTD..	Combined YTD..	Combined Unexp	Combined Enc..	Prior Excess..	Combined Unenc
2260.2620.5252	EQUIPMENT-H	0.00	0.00	0.00	0.00	0.00	0.00	0.00
2260.2620.5253	FIRE TRUCK	0.00	0.00	0.00	0.00	0.00	0.00	0.00
2260.2620.5266	Medicare -	0.00	0.00	0.00	0.00	0.00	0.00	0.00
2260.2620.5286	MEDICARE -	0.00	0.00	0.00	0.00	0.00	0.00	0.00
2260.2620.5288	DENTAL - PU	0.00	0.00	0.00	0.00	0.00	0.00	0.00
2260.2620.5290	PERS - PUBL	0.00	0.00	0.00	0.00	0.00	0.00	0.00
2260.2620.5293	WORKMEN'S C	0.00	0.00	0.00	0.00	0.00	0.00	0.00
2260.2620.5294	HOSPITALIZA	0.00	0.00	0.00	0.00	0.00	0.00	0.00
Subtotal for object		1,512,086.98	332,796.67	332,796.67	1,179,290.31	184,035.58	0.00	995,254.73
* Dept 2620 PUBLIC SERVICES		1,512,086.98	332,796.67	332,796.67	1,179,290.31	184,035.58	0.00	995,254.73
** 2260 COMMUNITY DEVELOPMENT		1,950,668.84	353,141.55	353,141.55	1,597,527.29	247,953.09	0.00	1,349,574.20
2263.2260.5210	DIRECTOR	0.00	0.00	0.00	0.00	0.00	0.00	0.00
2263.2260.5220	TRAVEL(LONG	0.00	0.00	0.00	0.00	0.00	0.00	0.00
2263.2260.5221	TRAVEL(LOCA	0.00	0.00	0.00	0.00	0.00	0.00	0.00
2263.2260.5222	BOOKS & PER	0.00	0.00	0.00	0.00	0.00	0.00	0.00
2263.2260.5223	MEMBERSHIP	0.00	0.00	0.00	0.00	0.00	0.00	0.00
2263.2260.5232	COMMUNICATI	0.00	0.00	0.00	0.00	0.00	0.00	0.00
2263.2260.5239	OTHER	0.00	0.00	0.00	0.00	0.00	0.00	0.00
2263.2260.5241	OFFICE SUPP	0.00	0.00	0.00	0.00	0.00	0.00	0.00
2263.2260.5242	OPERATING S	0.00	0.00	0.00	0.00	0.00	0.00	0.00
Subtotal for object		0.00	0.00	0.00	0.00	0.00	0.00	0.00
* Dept 2260 COMMUNITY DEVELOPMENT		0.00	0.00	0.00	0.00	0.00	0.00	0.00
2263.2700.5277	TRANSFER-OU	0.00	0.00	0.00	0.00	0.00	0.00	0.00
** 2263		0.00	0.00	0.00	0.00	0.00	0.00	0.00
2269.2730.5210	DIRECTOR	49,074.47	3,772.74	3,772.74	45,301.73	0.00	0.00	45,301.73
2269.2730.5234	PROFESSIONA	6,678.05	0.00	0.00	6,678.05	0.00	0.00	6,678.05
2269.2730.5239	OTHER	14,480.00	599.00	599.00	13,881.00	564.86	0.00	13,316.14
2269.2730.5241	OFFICE SUPP	1,531.79	0.00	0.00	1,531.79	0.00	0.00	1,531.79
2269.2730.5242	OPERATING S	0.00	0.00	0.00	0.00	0.00	0.00	0.00
2269.2730.5243	REPAIRS & M	5,981.05	0.00	0.00	5,981.05	0.00	0.00	5,981.05
2269.2730.5252	EQUIPMENT -	4,119.00	603.00	603.00	3,516.00	0.00	0.00	3,516.00
2269.2730.5253	DATA & VOIC	0.00	0.00	0.00	0.00	0.00	0.00	0.00
2269.2730.5286	MEDICARE	700.29	48.80	48.80	651.49	0.00	0.00	651.49
2269.2730.5288	DENTAL	0.00	0.00	0.00	0.00	0.00	0.00	0.00
2269.2730.5290	PERS	6,761.37	525.77	525.77	6,235.60	0.00	0.00	6,235.60
2269.2730.5291	PICK-UP	0.00	0.00	0.00	0.00	0.00	0.00	0.00
2269.2730.5293	WORKERSCOMP	1,544.00	0.00	0.00	1,544.00	0.00	0.00	1,544.00
2269.2730.5294	HOSPITALIZA	0.00	0.00	0.00	0.00	0.00	0.00	0.00
2269.2730.5350	CAPITAL LEA	0.00	0.00	0.00	0.00	0.00	0.00	0.00
2269.2730.5500	TEMPORARY B	0.00	0.00	0.00	0.00	0.00	0.00	0.00
Subtotal for object		90,870.02	5,549.31	5,549.31	85,320.71	564.86	0.00	84,755.85
* Dept 2730 COURTS		90,870.02	5,549.31	5,549.31	85,320.71	564.86	0.00	84,755.85

Account.....	Description	Rev	combined..	Combined MTD..	Combined YTD..	Combined Unexp	Combined Enc..	Prior Excess..	Combined Unenc
** 2269	COMPUTER LEGALIZE FEES	90,870.02	5,549.31	5,549.31	85,320.71	564.86		0.00	84,755.85
2275.2265.5210	DIRECTOR	58,240.00	4,480.00	4,480.00	53,760.00	0.00	0.00	0.00	53,760.00
2275.2265.5219	INDEPENDENT	34,320.00	2,640.00	2,640.00	31,680.00	0.00	0.00	0.00	31,680.00
2275.2265.5220	TRAVEL (LON	8,100.00	0.00	0.00	8,100.00	0.00	0.00	0.00	8,100.00
2275.2265.5221	TRAVEL (LOC	0.00	0.00	0.00	0.00	0.00	0.00	0.00	0.00
2275.2265.5234	PROFESSIONA	4,181.19	2,460.00	2,460.00	1,721.19	0.00	0.00	0.00	1,721.19
2275.2265.5238	PRINTING AN	0.00	0.00	0.00	0.00	0.00	0.00	0.00	0.00
2275.2265.5239	OTHER	5,066.16	1,290.72	1,290.72	3,775.44	0.00	0.00	0.00	3,775.44
2275.2265.5241	OFFICE SUPP	5,304.00	0.00	0.00	5,304.00	0.00	0.00	0.00	5,304.00
2275.2265.5242	OPERATING S	5,150.00	0.00	0.00	5,150.00	0.00	0.00	0.00	5,150.00
2275.2265.5243	REPAIRS & M	1,632.00	35.56	35.56	1,596.44	0.00	0.00	0.00	1,596.44
2275.2265.5252	EQUIPMENT	0.00	0.00	0.00	0.00	0.00	0.00	0.00	0.00
2275.2265.5270	RENT	11,181.24	7,090.62	7,090.62	4,090.62	0.00	0.00	0.00	4,090.62
2275.2265.5283	TELEPHONE	5,724.00	323.54	323.54	5,400.46	0.00	0.00	0.00	5,400.46
2275.2265.5286	MEDICARE	0.00	0.00	0.00	0.00	0.00	0.00	0.00	0.00
2275.2265.5288	DENTAL	0.00	0.00	0.00	0.00	0.00	0.00	0.00	0.00
2275.2265.5290	PERS	0.00	0.00	0.00	0.00	0.00	0.00	0.00	0.00
2275.2265.5293	WORKERS COM	0.00	0.00	0.00	0.00	0.00	0.00	0.00	0.00
2275.2265.5294	HOSPITALIZA	0.00	0.00	0.00	0.00	0.00	0.00	0.00	0.00
2275.2265.5500	TEMPORARY B	0.00	0.00	0.00	0.00	0.00	0.00	0.00	0.00
Subtotal for object		138,898.59	18,320.44	18,320.44	120,578.15	0.00	0.00	0.00	120,578.15
* Dept 2265	DOMESTIC VIOLENCE	138,898.59	18,320.44	18,320.44	120,578.15	0.00	0.00	0.00	120,578.15
** 2275	VOCA	138,898.59	18,320.44	18,320.44	120,578.15	0.00	0.00	0.00	120,578.15
2279.2110.5212	REGULAR POL	30,861.50	10,116.21	10,116.21	20,745.29	0.00	0.00	0.00	20,745.29
2279.2110.5286	MEDICARE	447.49	142.44	142.44	305.05	0.00	0.00	0.00	305.05
2279.2110.5289	GROUP INSUR	0.00	0.00	0.00	0.00	0.00	0.00	0.00	0.00
2279.2110.5291	POLICE PENS	6,017.99	2,374.23	2,374.23	3,643.76	0.00	0.00	0.00	3,643.76
2279.2110.5293	WORKERS COM	500.00	0.00	0.00	500.00	0.00	0.00	0.00	500.00
2279.2110.5294	HOSPITALIZA	8,464.41	428.25	428.25	8,036.16	0.00	0.00	0.00	8,036.16
Subtotal for object		46,291.39	13,061.13	13,061.13	33,230.26	0.00	0.00	0.00	33,230.26
* Dept 2110	POLICE DEPT	46,291.39	13,061.13	13,061.13	33,230.26	0.00	0.00	0.00	33,230.26
** 2279	C.O.P.S UNIVERSAL	46,291.39	13,061.13	13,061.13	33,230.26	0.00	0.00	0.00	33,230.26
2285.2730.5234	PROFESSIONA	22,811.91	1,836.80	1,836.80	20,975.11	0.00	0.00	0.00	20,975.11
2285.2730.5242	OPERATING S	0.00	0.00	0.00	0.00	0.00	0.00	0.00	0.00
Subtotal for object		22,811.91	1,836.80	1,836.80	20,975.11	0.00	0.00	0.00	20,975.11
* Dept 2730	COURTS	22,811.91	1,836.80	1,836.80	20,975.11	0.00	0.00	0.00	20,975.11
** 2285	CITY PROBATION SERVICES	22,811.91	1,836.80	1,836.80	20,975.11	0.00	0.00	0.00	20,975.11
2289.2260.5210	PROGRAM MGR	10,438.27	802.94	802.94	9,635.33	0.00	0.00	0.00	9,635.33
2289.2260.5234	PROFESSIONA	1,950.00	0.00	0.00	1,950.00	0.00	0.00	0.00	1,950.00
2289.2260.5235	DEMOLITION	0.00	0.00	0.00	0.00	0.00	0.00	0.00	0.00
2289.2260.5286	MEDICARE -	151.35	11.64	11.64	139.71	0.00	0.00	0.00	139.71

Account.....	Description	Rev combined..	Combined MTD..	Combined YTD..	Combined Unexp	Combined Enc..	Prior Excess..	Combined Unenc
2289.2260.5290	PERS - CDBG	1,461.36	112.41	112.41	1,348.95	0.00	0.00	1,348.95
2289.2260.5293	WORKERS COM	500.00	0.00	0.00	500.00	0.00	0.00	500.00
2289.2260.5294	HOSPITILIZA	700.00	32.24	32.24	667.76	0.00	0.00	667.76
2289.2260.5304	HOME OWNER/	128,717.50	0.00	0.00	128,717.50	108,822.50	0.00	19,895.00
Subtotal for object		143,918.48	959.23	959.23	142,959.25	108,822.50	0.00	34,136.75
* Dept 2260 COMMUNITY DEVELOPMEN		143,918.48	959.23	959.23	142,959.25	108,822.50	0.00	34,136.75
** 2289 HOME - PROGRAM 99		143,918.48	959.23	959.23	142,959.25	108,822.50	0.00	34,136.75
2290.2110.5211	OTHER EMPLO	0.00	0.00	0.00	0.00	0.00	0.00	0.00
2290.2110.5242	OPERATING S	0.00	0.00	0.00	0.00	0.00	0.00	0.00
2290.2110.5252	EQUIPMENT -	0.00	0.00	0.00	0.00	0.00	0.00	0.00
Subtotal for object		0.00	0.00	0.00	0.00	0.00	0.00	0.00
* Dept 2110 POLICE DEPT		0.00	0.00	0.00	0.00	0.00	0.00	0.00
** 2290 JAG GRANT (POLICE)		0.00	0.00	0.00	0.00	0.00	0.00	0.00
2296.2110.5212	REGULAR POL	57,301.34	5,918.44	5,918.44	51,382.90	0.00	0.00	51,382.90
2296.2110.5286	MEDICARE -	830.87	81.21	81.21	749.66	0.00	0.00	749.66
2296.2110.5291	POLICE PENS	11,173.76	1,102.44	1,102.44	10,071.32	0.00	0.00	10,071.32
2296.2110.5293	WORKERS COM	5,336.76	0.00	0.00	5,336.76	0.00	0.00	5,336.76
2296.2110.5294	HOSPITILIZA	50,000.00	438.62	438.62	49,561.38	0.00	0.00	49,561.38
Subtotal for object		124,642.73	7,540.71	7,540.71	117,102.02	0.00	0.00	117,102.02
* Dept 2110 POLICE DEPT		124,642.73	7,540.71	7,540.71	117,102.02	0.00	0.00	117,102.02
2296.2111.5212	REGULAR POL	106,375.80	7,525.44	7,525.44	98,850.36	0.00	0.00	98,850.36
2296.2111.5286	MEDICARE	1,542.45	104.46	104.46	1,437.99	0.00	0.00	1,437.99
2296.2111.5291	POLICE PENS	20,743.28	1,669.97	1,669.97	19,073.31	0.00	0.00	19,073.31
2296.2111.5293	WORKERS COM	0.00	0.00	0.00	0.00	0.00	0.00	0.00
2296.2111.5294	HOSPITILIZA	0.00	438.62	438.62	-438.62	0.00	0.00	-438.62
Subtotal for object		128,661.53	9,738.49	9,738.49	118,923.04	0.00	0.00	118,923.04
* Dept 2111		128,661.53	9,738.49	9,738.49	118,923.04	0.00	0.00	118,923.04
** 2296 SCHOOL RESOURCE OFFICERS		253,304.26	17,279.20	17,279.20	236,025.06	0.00	0.00	236,025.06
2298.2110.5223	MEMBERSHIPS	0.00	0.00	0.00	0.00	0.00	0.00	0.00
2298.2110.5234	PROFESSIONA	836.00	0.00	0.00	836.00	0.00	0.00	836.00
2298.2110.5239	OTHER - POL	3,000.00	338.87	338.87	2,661.13	0.00	0.00	2,661.13
2298.2110.5241	OFFICE SUPP	3,174.00	0.00	0.00	3,174.00	0.00	0.00	3,174.00
2298.2110.5242	OPERATING S	15,000.00	0.00	0.00	15,000.00	0.00	0.00	15,000.00
2298.2110.5243	REPAIRS & M	0.00	0.00	0.00	0.00	0.00	0.00	0.00
2298.2110.5246	JAIL REPAIR	0.00	0.00	0.00	0.00	0.00	0.00	0.00
2298.2110.5248	CLOTHING -	0.00	0.00	0.00	0.00	0.00	0.00	0.00
2298.2110.5252	EQUIPMENT -	8,642.67	0.00	0.00	8,642.67	0.00	0.00	8,642.67
2298.2110.5254	TIRES - POL	0.00	0.00	0.00	0.00	0.00	0.00	0.00
2298.2110.5257	VEHICLE REP	8,506.35	0.00	0.00	8,506.35	0.00	0.00	8,506.35





Account.....	Description	Rev combined..	Combined MTD..	Combined YTD..	Combined Unexp	Combined Enc..	Prior Excess..	Combined Unenc
** 4422		0.00	0.00	0.00	0.00	0.00	0.00	0.00
4436.2350.5301	HSB TITLE I	0.00	0.00	0.00	0.00	0.00	0.00	0.00
4436.2700.5277	TRANSFER-OU	0.00	0.00	0.00	0.00	0.00	0.00	0.00
** 4436		0.00	0.00	0.00	0.00	0.00	0.00	0.00
5520.2512.5234	PROFESSIONA	0.00	0.00	0.00	0.00	0.00	0.00	0.00
5520.2520.5250	YOUTH O. U.	0.00	0.00	0.00	0.00	0.00	0.00	0.00
** 5520 SEWER FUND		0.00	0.00	0.00	0.00	0.00	0.00	0.00
5530.0252.5252	EQUIPMENT	0.00	0.00	0.00	0.00	0.00	0.00	0.00
5530.2515.5234	PROFESSIONA	0.00	0.00	0.00	0.00	0.00	0.00	0.00
** 5530 WATER-CAPITAL IMPROVEMENT FUND		0.00	0.00	0.00	0.00	0.00	0.00	0.00
7710.2310.5234	PROFESSIONA	0.00	0.00	0.00	0.00	0.00	0.00	0.00
7710.2310.5242	OPERATING S	0.00	0.00	0.00	0.00	0.00	0.00	0.00
Subtotal for object		0.00	0.00	0.00	0.00	0.00	0.00	0.00
* Dept 2310 PARKS & REC		0.00	0.00	0.00	0.00	0.00	0.00	0.00
7710.2700.5277	TRANSFER-OU	0.00	0.00	0.00	0.00	0.00	0.00	0.00
** 7710		0.00	0.00	0.00	0.00	0.00	0.00	0.00
7721.2900.5412	MISCELLANEO	2,995.33	150.00	150.00	2,845.33	0.00	0.00	2,845.33
7728.2700.5277	TRANSFER-OU	0.00	0.00	0.00	0.00	0.00	0.00	0.00
7728.2800.5277	REFUNDS DEF	0.00	0.00	0.00	0.00	0.00	0.00	0.00
** 7728		0.00	0.00	0.00	0.00	0.00	0.00	0.00
7734.2714.5234	PROFESSIONA	0.00	0.00	0.00	0.00	0.00	0.00	0.00
7734.2900.5401	AFSCME DUES	3,137.09	275.22	275.22	2,861.87	0.00	0.00	2,861.87
7734.2900.5402	ALLSTATE IN	0.00	0.00	0.00	0.00	0.00	0.00	0.00
7734.2900.5403	CONSECO	0.00	0.00	0.00	0.00	0.00	0.00	0.00
7734.2900.5404	FIRE HOUSE	2,194.17	212.50	212.50	1,981.67	0.00	0.00	1,981.67
7734.2900.5405	FIRE UNION	22,541.67	3,500.00	3,500.00	19,041.67	0.00	0.00	19,041.67
7734.2900.5406	FOP-OLC	1,736.89	38.81	38.81	1,698.08	0.00	0.00	1,698.08
7734.2900.5407	FOP-L39	10,488.33	2,160.00	2,160.00	8,328.33	0.00	0.00	8,328.33
7734.2900.5408	LEGAL SHIEL	560.38	211.00	211.00	349.38	0.00	0.00	349.38
7734.2900.5409	NY LIFE INS	0.00	0.00	0.00	0.00	0.00	0.00	0.00
7734.2900.5410	OML INSUR	815.67	56.12	56.12	759.55	0.00	0.00	759.55
7734.2900.5411	COLONIAL LI	45,842.28	5,240.54	5,240.54	40,601.74	0.00	0.00	40,601.74
7734.2900.5412	POLICE & FI	50,000.00	2,450.75	2,450.75	47,549.25	0.00	0.00	47,549.25
7734.2900.5413	SEIU DUES	126.37	0.00	0.00	126.37	0.00	0.00	126.37

Account.....	Description	Rev combined..	Combined MTD..	Combined YTD..	Combined Unexp	Combined Enc..	Prior Excess..	Combined Unenc
7734.2900.5414	UMFL DUES	0.00	0.00	0.00	0.00	0.00	0.00	0.00
7734.2900.5415	UNITED WAY	0.00	0.00	0.00	0.00	0.00	0.00	0.00
7734.2900.5416	AFLAC	18,235.15	1,540.32	1,540.32	16,694.83	0.00	0.00	16,694.83
7734.2900.5417	OverPayment	7,006.99	688.50	688.50	6,318.49	0.00	0.00	6,318.49
7734.2900.5418	OPED	63,906.67	9,871.00	9,871.00	54,035.67	0.00	0.00	54,035.67
7734.2900.5419	OPERS-EMPLO	213,151.28	12,823.62	12,823.62	200,327.66	0.00	0.00	200,327.66
7734.2900.5420	OP&F-EMPLOY	426,074.05	32,826.73	32,826.73	393,247.32	0.00	0.00	393,247.32
7734.2900.5421	COLORADO BA	0.00	0.00	0.00	0.00	0.00	0.00	0.00
Subtotal for object		865,816.99	71,895.11	71,895.11	793,921.88	0.00	0.00	793,921.88
* Dept 2900 MEDICARE		865,816.99	71,895.11	71,895.11	793,921.88	0.00	0.00	793,921.88
** 7734 EMPLOYEE WITHHOLDINGS		865,816.99	71,895.11	71,895.11	793,921.88	0.00	0.00	793,921.88
7735.2714.5234	PROFESSIONA	295,039.80	21,500.51	21,500.51	273,539.29	0.00	0.00	273,539.29
7735.2714.5294	Medical Cla	704,960.20	51,242.83	51,242.83	653,717.37	0.00	0.00	653,717.37
Subtotal for object		1,000,000.00	72,743.34	72,743.34	927,256.66	0.00	0.00	927,256.66
* Dept 2714 CENTRAL SERVICES		1,000,000.00	72,743.34	72,743.34	927,256.66	0.00	0.00	927,256.66
** 7735 Self Insured Healthcar		1,000,000.00	72,743.34	72,743.34	927,256.66	0.00	0.00	927,256.66
7745.1900.5420	MEDICARE	0.00	0.00	0.00	0.00	0.00	0.00	0.00
7745.2900.5120	MEDICARE	0.00	0.00	0.00	0.00	0.00	0.00	0.00
** 7745		0.00	0.00	0.00	0.00	0.00	0.00	0.00
7751.1900.5430	UNCLAIMED F	0.00	0.00	0.00	0.00	0.00	0.00	0.00
***		16,915,889.14	1,679,988.33	1,679,988.33	15,235,900.81	699,322.59	0.00	14,536,578.22

The City of East Cleveland

Encumber By  
Account and Fund

For Period Ending  
1/31/2019

Source of Information  
Finance Department  
Financial Management System

Vend#	Vend Name	Po / Vch	---Date---	Account	Project	Balance	Orig Encumbr
07412	LEWIS EXTERMINATING	RG173308	01-14-2019	1110.2110.5228		1,375.00	1,500.00
	PRISONER CARE/HYGIENE			1110.2110.5228		<u>1,375.00</u>	<u>1,500.00</u>
07440	INDEPENDENCE BUSINESS SUPPLY	RG173307	01-14-2019	1110.2110.5241		347.88	347.88
01432	Staples Business Advantage	RG173373	01-24-2019	1110.2110.5241		715.20	715.20
01432	Staples Business Advantage	RG173373	01-24-2019	1110.2110.5241		234.81	234.81
01432	Staples Business Advantage	RG173380	01-24-2019	1110.2110.5241		119.20	119.20
	OFFICE SUPPLIES-POLICE			1110.2110.5241		<u>1,417.09</u>	<u>1,417.09</u>
07691	BLINK SIGNS	RG173037	11-19-2018	1110.2110.5242		1,600.00	1,600.00
	OPERATING SUPPLIES			1110.2110.5242		<u>1,600.00</u>	<u>1,600.00</u>
05806	FIRESTONE COMPLETE AUTOCARE	RG172638	09-13-2018	1110.2110.5254		292.37	4,033.76
	TIRES			1110.2110.5254		<u>292.37</u>	<u>4,033.76</u>
07412	LEWIS EXTERMINATING	RG173308	01-14-2019	1110.2120.5234		2,200.00	2,400.00
07412	LEWIS EXTERMINATING	RG173308	01-14-2019	1110.2120.5234		1,375.00	1,500.00
	PROFESSIONAL SERVICES			1110.2120.5234		<u>3,575.00</u>	<u>3,900.00</u>
07386	AMERICAN SOLUTIONS FOR	RG173445	02-05-2019	1110.2120.5241		172.50	172.50
	OFFICE SUPPLIES			1110.2120.5241		<u>172.50</u>	<u>172.50</u>
01972	HOME DEPOT U.S.A INC.	RG173227	12-27-2018	1110.2120.5243		30.98	30.98
01934	WARREN FIRE EQUIPMENT	RG173441	02-05-2019	1110.2120.5243		120.90	120.90
	REPAIRS & MAINTENANCE			1110.2120.5243		<u>151.88</u>	<u>151.88</u>
01545	J F NOVAK CO	RG173411	02-04-2019	1110.2120.5248		495.00	495.00
	CLOTHING			1110.2120.5248		<u>495.00</u>	<u>495.00</u>
07308	BOB SUMEREL TIRE COMPANY INC.	RG173374	01-24-2019	1110.2120.5254		1,932.61	1,932.61
	TIRES			1110.2120.5254		<u>1,932.61</u>	<u>1,932.61</u>
07641	SOHAR'S ALL SEASON M	RG173201	12-17-2018	1110.2500.5252		54.00	4,071.00
	EQUIPMENT			1110.2500.5252		<u>54.00</u>	<u>4,071.00</u>
02379	OHIO MUNICIPAL ATTORNEYS ASSOC	RG173336	01-16-2019	1110.2713.5223	0001085	1,000.00	1,600.00
	MEMBERSHIP DUES			1110.2713.5223		<u>1,000.00</u>	<u>1,600.00</u>
02379	OHIO MUNICIPAL ATTORNEYS ASSOC	RG173337	01-16-2019	1110.2713.5224	0001085	100.00	600.00
	TRAINING-LAW DEPT			1110.2713.5224		<u>100.00</u>	<u>600.00</u>

Vend#	Vend Name	Po / Vch	---Date---	Account	Project	Balance	Orig Encumbr
07742	Tackla Court Reporting, LLC	RG173196	12-17-2018	1110.2713.5234	0001085	158.40	158.40
	PROFESSIONAL SERVICES			1110.2713.5234		<u>158.40</u>	<u>158.40</u>
01545	J F NOVAK CO	RG172100	05-17-2018	1110.2713.5242		67.50	67.50
	OPERATING SUPPLIES			1110.2713.5242		<u>67.50</u>	<u>67.50</u>
07646	SHRED-IT USA LLC	RG172973	11-08-2018	1110.2714.5234		464.36	2,375.00
07412	LEWIS EXTERMINATING	RG173308	01-14-2019	1110.2714.5234		1,650.00	1,800.00
07196	BENJAMIN FRANKLIN PLUMBING	RG173397	01-29-2019	1110.2714.5234		912.00	912.00
	PROFESSIONAL SERVICES - CENTRAL SERVICES			1110.2714.5234		<u>3,026.36</u>	<u>5,087.00</u>
03296	JUST BASIC NECESSITIES, LLC	RG173446	02-06-2019	1110.2714.5242		619.82	619.82
	OPERATING SUPPLIES			1110.2714.5242		<u>619.82</u>	<u>619.82</u>
06057	H JACKS PLUMBING & HEATING	RG173363	01-18-2019	1110.2714.5243		383.00	383.00
	REPAIR & MAINTENANCE			1110.2714.5243		<u>383.00</u>	<u>383.00</u>
00814	NORTHEAST OH SEWER DIST	RG173240	01-09-2019	1110.2714.5418		25.55	25.55
00802	NORTHEAST OH REG SEWER DIST	RG173443	02-05-2019	1110.2714.5418		126.94	126.94
	WATER-SEWER - CENTRAL SERVICES			1110.2714.5418		<u>152.49</u>	<u>152.49</u>
01432	Staples Business Advantage	RG173442	02-05-2019	1110.2720.5241		1,214.22	1,214.22
	OFFICE SUPPLIES-COUNCIL			1110.2720.5241		<u>1,214.22</u>	<u>1,214.22</u>
01372	DELL MARKETING LP	RG173334	01-15-2019	1110.2720.5243		112.54	112.54
	REPAIRS & MAINTENANCE			1110.2720.5243		<u>112.54</u>	<u>112.54</u>
07440	INDEPENDENCE BUSINESS SUPPLY	RG173309	01-14-2019	1110.2730.5241		289.90	289.90
	OFFICE SUPPLIES			1110.2730.5241		<u>289.90</u>	<u>289.90</u>
01432	Staples Business Advantage	RG173380	01-24-2019	1110.2740.5241		240.19	240.19
01432	Staples Business Advantage	RG173381	01-24-2019	1110.2740.5241		116.86	116.86
	OFFICE SUPPLIES-FINANCE			1110.2740.5241		<u>357.05</u>	<u>357.05</u>
01432	Staples Business Advantage	RG173333	01-15-2019	1110.2780.5241		25.42	289.45
	OFFICE SUPPLIES			1110.2780.5241		<u>25.42</u>	<u>289.45</u>
	GENERAL FUND			1110		18,572.15	30,205.21
01972	HOME DEPOT U.S.A INC.	RG172850	10-23-2018	2210.2620.5242		795.42	795.42
01972	HOME DEPOT U.S.A INC.	RG173161	12-17-2018	2210.2620.5242		272.64	436.31

Vend#	Vend Name	Po / Vch	---Date---	Account	Project	Balance	Orig Encumbr
01972	HOME DEPOT U.S.A INC.	RG173278	01-14-2019	2210.2620.5242		15.13	245.85
	OPERATING SUPPLIES - PUBLIC SERVICES			2210.2620.5242		<u>1,083.19</u>	<u>1,477.58</u>
	STREET FUND			2210		1,083.19	1,477.58
01972	HOME DEPOT U.S.A INC.	RG173354	01-18-2019	2230.2120.5242		339.80	339.80
	OPERATING SUPPLIES			2230.2120.5242		<u>339.80</u>	<u>339.80</u>
01972	HOME DEPOT U.S.A INC.	RG173189	12-17-2018	2230.2120.5252		97.70	1,992.00
	EQUIPMENT(INCLUDING RADIOS)			2230.2120.5252		<u>97.70</u>	<u>1,992.00</u>
	EC-EMS			2230		437.50	2,331.80
07706	PFUND SUPERIOR SALES	RG173160	12-14-2018	2231.2120.5252		249,992.56	249,992.56
02184	THE FIRE HOUSE	RG173177	12-17-2018	2231.2120.5252		47,992.00	47,992.00
07518	ALL AMERICAN FIRE EQUIPMENT	RG173204	12-17-2018	2231.2120.5252		5,020.00	20,445.00
	EQUIPMENT			2231.2120.5252		<u>303,004.56</u>	<u>318,429.56</u>
	FEMA GRANT FIRE			2231		303,004.56	318,429.56
02554	EAST CLEVELAND PARKS & REC	RG173231	01-07-2019	2260.2350.5246		33,600.00	33,600.00
	E. C. YOUTH SERVICES			2260.2350.5246		<u>33,600.00</u>	<u>33,600.00</u>
07280	3 D MOORE ENT.	RG171273	11-30-2017	2260.2410.5303		1,675.00	6,700.00
	HOUSING PAINT			2260.2410.5303		<u>1,675.00</u>	<u>6,700.00</u>
04758	CUYAHOGA COUNTY BD. OF HEALTH	RG171784	03-09-2018	2260.2410.5304		28,025.00	44,000.00
	LEAD ABATEMENT MATCH			2260.2410.5304		<u>28,025.00</u>	<u>44,000.00</u>
07284	AMERICAN COPY EQUIPMENT INC.	RG171214	11-20-2017	2260.2420.5350		79.01	500.00
07284	AMERICAN COPY EQUIPMENT INC.	RG172235	06-14-2018	2260.2420.5350		538.50	1,000.00
	CAPITAL LEASES - ADMIN			2260.2420.5350		<u>617.51</u>	<u>1,500.00</u>
06092	GUARDIAN EQUITY SERVICES LLC	RG172159	06-01-2018	2260.2620.5235		3,025.00	10,000.00
	DEMOLITION - PUBLIC SERVICES			2260.2620.5235		<u>3,025.00</u>	<u>10,000.00</u>
05089	STEPHEN HOVANCSEK & ASSOC.	CT170001	05-03-2018	2260.2620.5239		16,118.50	48,000.00
05089	STEPHEN HOVANCSEK & ASSOC.	RG170607	07-07-2017	2260.2620.5239		14,671.00	25,000.00
06338	VANDRA BROTHERS CONSTRUCTION	RG171652	02-08-2018	2260.2620.5239		32,136.45	323,458.00
07723	Chagrin Valley Paving, Inc	RG172975	11-08-2018	2260.2620.5239		117,961.63	444,193.30

Vend#	Vend Name	Po / Vch	---Date---	Account	Project	Balance	Orig Encumbr
	STREET RESURFACING - PUBLIC SERVICES			2260.2620.5239		180,887.58	840,651.30
	COMMUNITY DEVELOPMENT FUND			2260		247,830.09	936,451.30
00313	AT&T	RG173419	02-04-2019	2275.2265.5283		280.68	280.68
00314	AT&T	RG173420	02-04-2019	2275.2265.5283		43.31	43.31
	TELEPHONE			2275.2265.5283		<u>323.99</u>	<u>323.99</u>
	VOCA			2275		323.99	323.99
07280	3 D MOORE ENT.	RG172163	06-06-2018	2289.2260.5304		8,817.50	23,570.00
07287	EXPRESS DEVELOPERS CORP	RG172164	06-06-2018	2289.2260.5304		39,525.00	39,525.00
07198	ALPHA OMEGA CONSTRUCTION	RG172323	07-03-2018	2289.2260.5304		43,980.00	43,980.00
07198	ALPHA OMEGA CONSTRUCTION	RG172927	10-31-2018	2289.2260.5304		16,500.00	16,500.00
	HOME OWNER/REHAB			2289.2260.5304		<u>108,822.50</u>	<u>123,575.00</u>
	HOME - PROGRAM 99			2289		108,822.50	123,575.00
07106	NORTH EAST OHIO HEATING &	RG172680	09-21-2018	4415.2542.5234		2,912.50	5,825.00
07343	SULLIVAN ELECTRICAL SERVICE	RG173111	12-07-2018	4415.2542.5234		5,000.00	5,000.00
	PROFESSIONAL SERVICES			4415.2542.5234		<u>7,912.50</u>	<u>10,825.00</u>
	PERMANENT IMPROVEMENT FUND			4415		7,912.50	10,825.00
Grand Totals						=====	=====
						687,986.48	1,423,619.44